



RACINGSA

Thomas Farms RC Murray Bridge SA

Race 6: Sportsbet Bet With Mates Handicap - 1200m

15 June 2024 - 1:52PM

Track Rating: Soft 6, Weather: Overcast, Rail Position: True



Murray Bridge
Racing Club

Section Field Times							Overall	L1000	L800	L600	L400	L200		
							1:11.82 (0:13.47)	0:58.35 (0:10.59)	0:47.76 (0:11.34)	0:36.42 (0:11.79)	0:24.63 (0:11.91)	0:12.72 (0:12.72)		
Position	#	Horse/Jockey	Barrier	Top Speed [km/h]	Fastest Section	First 400m						Margin	Distance Travelled From Winner [m]	
1	1	THE GREAT BABY Rochelle Milnes	2	69.5 1200-1000	0:10.59 1000-800	0:24.05	1:11.82 (0:13.46)	0:58.36 [1] (0:10.59)	0:47.77 [1] (0:11.34)	0:36.43 [1] (0:11.79)	0:24.64 [1] (0:11.92)	0:12.72 [1] (0:12.72)	1:11.82	
2	7	KATIM'S CLUB Samuel Payne	5	67.1 1200-1000	0:10.91 1000-800	0:24.74	1:11.90 (0:13.83)	0:58.07 [4] (0:10.91)	0:47.16 [5] (0:11.32)	0:35.84 [5] (0:11.79)	0:24.05 [4] (0:11.60)	0:12.45 [2] (0:12.45)	0.5L	+2
3	10	HAJRA Todd Pannell	8	66.5 1200-1000	0:10.98 1000-800	0:24.89	1:11.97 (0:13.91)	0:58.06 [6] (0:10.98)	0:47.08 [6] (0:11.28)	0:35.80 [7] (0:11.77)	0:24.03 [5] (0:11.55)	0:12.48 [3] (0:12.48)	0.9L	+3
4	8	WALLY WEST Jason Holder	13	67.4 1200-1000	0:11.00 1000-800	0:25.10	1:12.40 (0:14.10)	0:58.30 [8] (0:11.00)	0:47.30 [9] (0:11.26)	0:36.04 [9] (0:11.77)	0:24.27 [9] (0:11.64)	0:12.63 [5] (0:12.63)	3.6L	+4
5	2	BIT OF A REBEL Justin Potter	4	67.6 1200-1000	0:10.89 1000-800	0:24.52	1:12.49 (0:13.63)	0:58.86 [2] (0:10.89)	0:47.97 [3] (0:11.27)	0:36.70 [3] (0:11.91)	0:24.79 [3] (0:12.04)	0:12.75 [4] (0:12.75)	4.2L	+0
6	11	RESERVOIR DOG Emily Finnegan	11	67.8 1200-1000	0:10.88 1000-800	0:25.17	1:12.66 (0:14.28)	0:58.37 [10] (0:10.88)	0:47.49 [10] (0:11.27)	0:36.22 [10] (0:11.79)	0:24.43 [10] (0:11.75)	0:12.68 [6] (0:12.68)	5.2L	+0
7	4	KOMACHI Jacob Opperman	1	67.5 1200-1000	0:10.81 1000-800	0:25.09	1:12.77 (0:14.28)	0:58.49 [9] (0:10.81)	0:47.68 [8] (0:11.16)	0:36.52 [8] (0:11.81)	0:24.71 [8] (0:11.96)	0:12.75 [7] (0:12.75)	5.9L	-3
8	6	GRINZINGER ACE Anna Jordsjo	3	68.1 1200-1000	0:10.72 1000-800	0:24.56	1:13.74 (0:13.84)	0:59.90 [5] (0:10.72)	0:49.18 [4] (0:11.27)	0:37.91 [4] (0:12.12)	0:25.79 [6] (0:12.31)	0:13.48 [8] (0:13.48)	12.0L	-3
9	9	SO YOU CAN Teagan Voorham	7	67.7 1000-800	0:10.91 1000-800	0:25.00	1:13.86 (0:14.09)	0:59.77 [7] (0:10.91)	0:48.86 [7] (0:11.15)	0:37.71 [6] (0:11.86)	0:25.85 [7] (0:12.35)	0:13.50 [10] (0:13.50)	12.7L	-1
10	3	CONTROVERSIAL MISS Alana Livesey	12	68.5 1200-1000	0:10.69 1000-800	0:24.39	1:14.01 (0:13.70)	1:00.31 [3] (0:10.69)	0:49.62 [2] (0:11.28)	0:38.34 [2] (0:12.03)	0:26.31 [2] (0:12.57)	0:13.73 [9] (0:13.73)	13.7L	-3

Scratched: Santastico (#5), Voltage Point (#12), Zeydana (#13)

Report Created: Sat 15 June 2024 14:35:09 GMT+10 (Note: Timing is based on positional data)

Page 1/11

- [] Position in running at each section and finish
- :-:- No data available at this section
- NA No data available
- █ Background shading for fastest section
- # Saddle cloth number
- DNF Did not finish
- DNT Did not track

Horse/Jockey Name	THE GREAT BABY/Rochelle Milnes
Finish Rank	1
Fastest Section Time (Section)	0:10.59 (L1000)
Top Speed [km/h] (Section)	69.5 (Overall)
Race State	Finished



Thomas Farms RC Murray Bridge SA - Professional

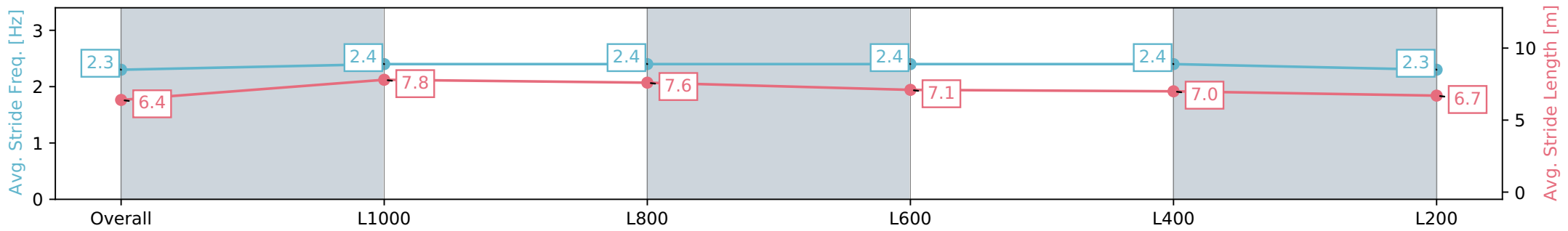
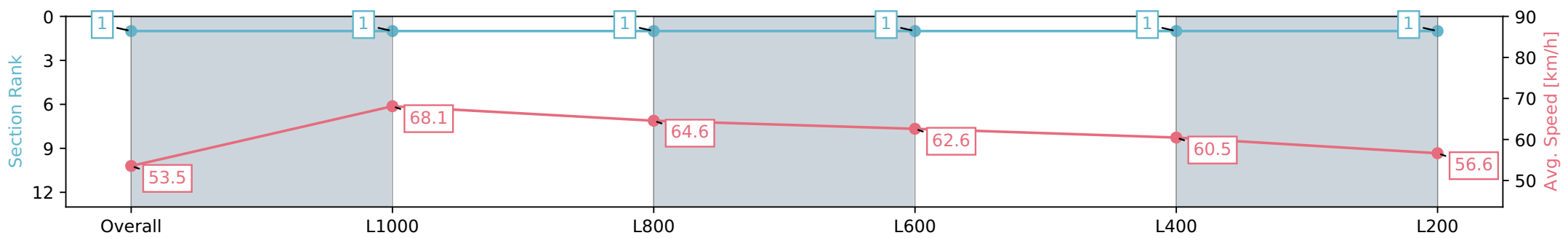
Race 6: Sportsbet Bet With Mates Handicap - 1200m

15 June 2024 - 1:52PM

Track Rating: Soft 6, Weather: Overcast, Rail Position: True



Section	Overall	L1000	L800	L600	L400	L200
Section Times	1:11.82 [1] (0:13.46)	0:58.36 [1] (0:10.59)	0:47.77 [1] (0:11.34)	0:36.43 [1] (0:11.79)	0:24.64 [1] (0:11.92)	0:12.72 [1] (0:12.72)
Average Speed [km/h]	53.5	68.1	64.6	62.6	60.5	56.6
Top Speed [km/h]	68.7	69.5	68.3	64.4	63.1	58.9
Avg. Dist. to Rail [m]	2.2	5.3	6.7	5.8	8.6	6.9
Avg. Stride Freq. [Hz]	2.3	2.4	2.4	2.4	2.4	2.3
Avg. Stride Length [m]	6.4	7.8	7.6	7.1	7.0	6.7



- [] Ranking at each section and finish
- :-:- No data available at this section
- NA No data available

Horse/Jockey Name	KATIM'S CLUB/Samuel Payne
Finish Rank	2
Fastest Section Time (Section)	0:10.91 (L1000)
Top Speed [km/h] (Section)	67.1 (Overall)
Race State	Finished



Thomas Farms RC Murray Bridge SA - Professional

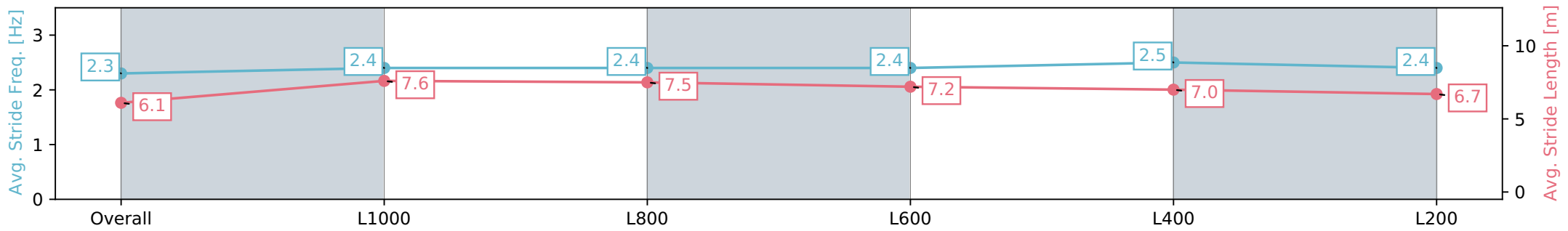
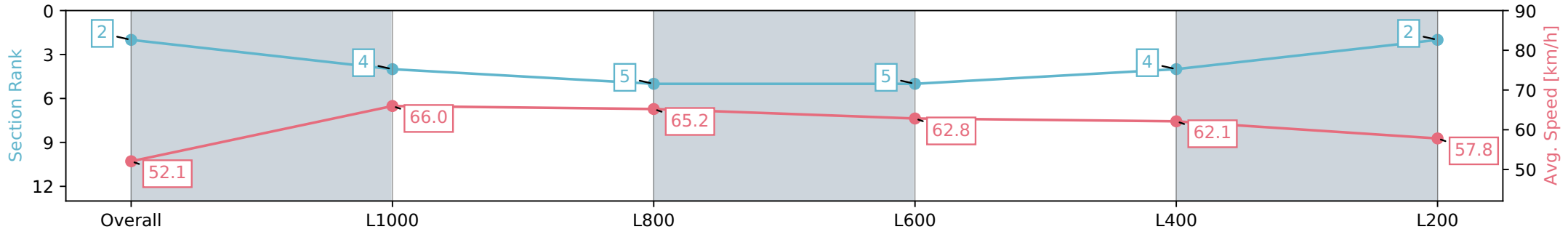
Race 6: Sportsbet Bet With Mates Handicap - 1200m

15 June 2024 - 1:52PM

Track Rating: Soft 6, Weather: Overcast, Rail Position: True



Section	Overall	L1000	L800	L600	L400	L200
Section Times	1:11.90 [2] (0:13.83)	0:58.07 [4] (0:10.91)	0:47.16 [5] (0:11.32)	0:35.84 [5] (0:11.79)	0:24.05 [4] (0:11.60)	0:12.45 [2] (0:12.45)
Average Speed [km/h]	52.1	66.0	65.2	62.8	62.1	57.8
Top Speed [km/h]	67.0	67.1	66.7	63.6	63.8	60.4
Avg. Dist. to Rail [m]	5.4	6.8	8.5	6.4	13.3	12.6
Avg. Stride Freq. [Hz]	2.3	2.4	2.4	2.4	2.5	2.4
Avg. Stride Length [m]	6.1	7.6	7.5	7.2	7.0	6.7



- [] Ranking at each section and finish
- :-:- No data available at this section
- NA No data available

Horse/Jockey Name	HAJRA/Todd Pannell
Finish Rank	3
Fastest Section Time (Section)	0:10.98 (L1000)
Top Speed [km/h] (Section)	66.5 (Overall)
Race State	Finished



Thomas Farms RC Murray Bridge SA - Professional

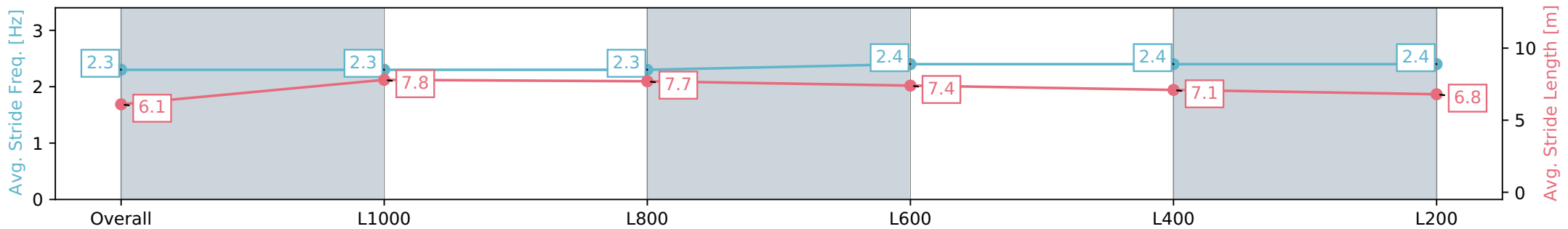
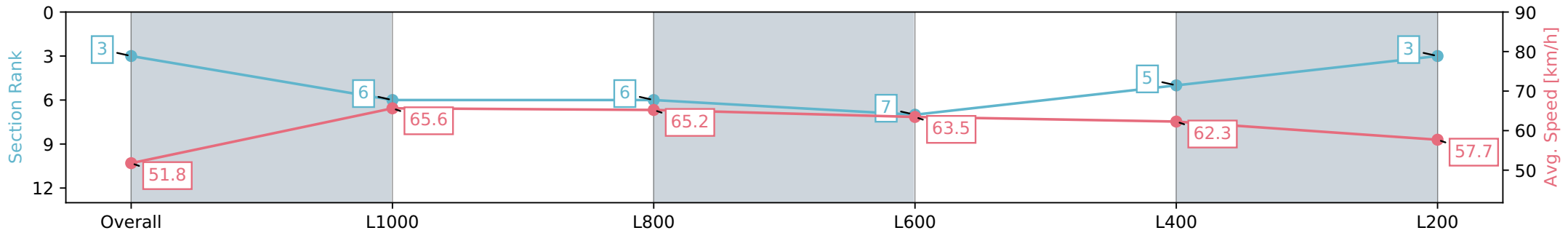
Race 6: Sportsbet Bet With Mates Handicap - 1200m

15 June 2024 - 1:52PM

Track Rating: Soft 6, Weather: Overcast, Rail Position: True



Section	Overall	L1000	L800	L600	L400	L200
Section Times	1:11.97 [3] (0:13.91)	0:58.06 [6] (0:10.98)	0:47.08 [6] (0:11.28)	0:35.80 [7] (0:11.77)	0:24.03 [5] (0:11.55)	0:12.48 [3] (0:12.48)
Average Speed [km/h]	51.8	65.6	65.2	63.5	62.3	57.7
Top Speed [km/h]	64.6	66.5	66.2	64.6	64.5	60.4
Avg. Dist. to Rail [m]	7.3	6.6	8.2	8.2	13.3	13.0
Avg. Stride Freq. [Hz]	2.3	2.3	2.3	2.4	2.4	2.4
Avg. Stride Length [m]	6.1	7.8	7.7	7.4	7.1	6.8



- [] Ranking at each section and finish
- :-:- No data available at this section
- NA No data available

Horse/Jockey Name	WALLY WEST/Jason Holder
Finish Rank	4
Fastest Section Time (Section)	0:11.00 (L1000)
Top Speed [km/h] (Section)	67.4 (Overall)
Race State	Finished



Thomas Farms RC Murray Bridge SA - Professional

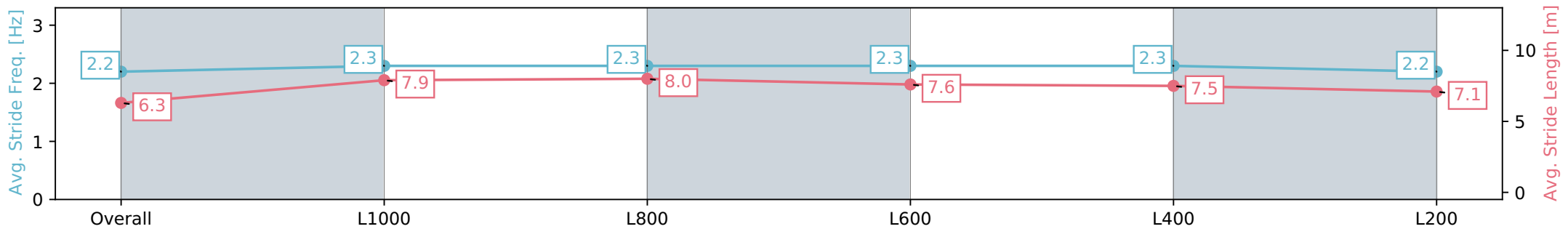
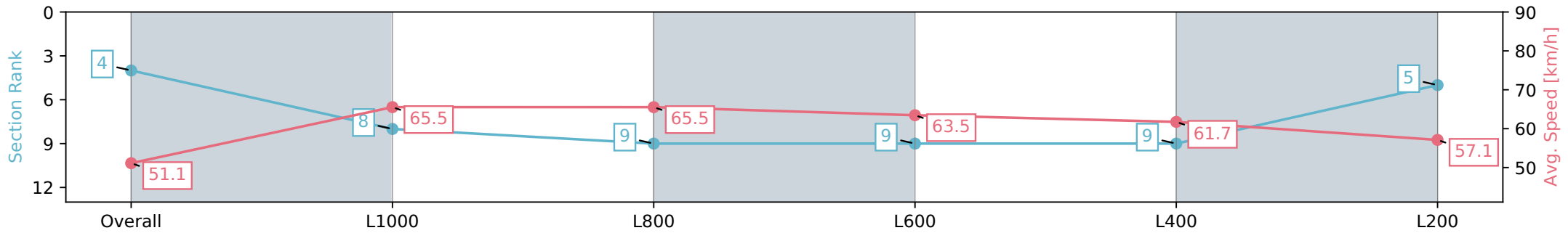
Race 6: Sportsbet Bet With Mates Handicap - 1200m

15 June 2024 - 1:52PM

Track Rating: Soft 6, Weather: Overcast, Rail Position: True



Section	Overall	L1000	L800	L600	L400	L200
Section Times	1:12.40 [4] (0:14.10)	0:58.30 [8] (0:11.00)	0:47.30 [9] (0:11.26)	0:36.04 [9] (0:11.77)	0:24.27 [9] (0:11.64)	0:12.63 [5] (0:12.63)
Average Speed [km/h]	51.1	65.5	65.5	63.5	61.7	57.1
Top Speed [km/h]	64.6	67.4	66.7	64.6	64.0	59.7
Avg. Dist. to Rail [m]	9.7	6.6	8.8	8.5	14.4	15.6
Avg. Stride Freq. [Hz]	2.2	2.3	2.3	2.3	2.3	2.2
Avg. Stride Length [m]	6.3	7.9	8.0	7.6	7.5	7.1



- [] Ranking at each section and finish
- :-:- No data available at this section
- NA No data available

Horse/Jockey Name	BIT OF A REBEL/Justin Potter
Finish Rank	5
Fastest Section Time (Section)	0:10.89 (L1000)
Top Speed [km/h] (Section)	67.6 (Overall)
Race State	Finished



Thomas Farms RC Murray Bridge SA - Professional

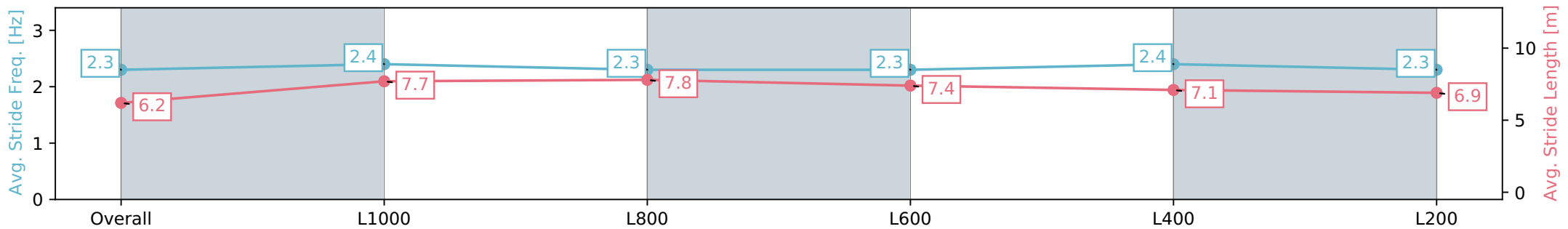
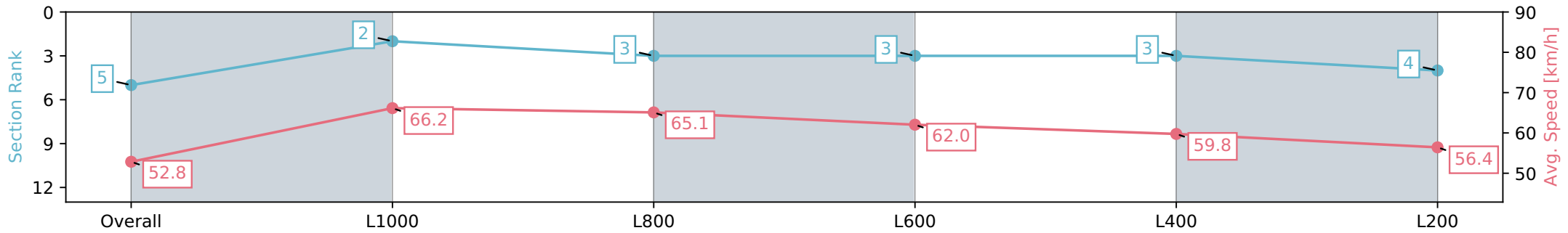
Race 6: Sportsbet Bet With Mates Handicap - 1200m

15 June 2024 - 1:52PM

Track Rating: Soft 6, Weather: Overcast, Rail Position: True



Section	Overall	L1000	L800	L600	L400	L200
Section Times	1:12.49 [5] (0:13.63)	0:58.86 [2] (0:10.89)	0:47.97 [3] (0:11.27)	0:36.70 [3] (0:11.91)	0:24.79 [3] (0:12.04)	0:12.75 [4] (0:12.75)
Average Speed [km/h]	52.8	66.2	65.1	62.0	59.8	56.4
Top Speed [km/h]	67.2	67.6	66.6	63.1	62.1	58.5
Avg. Dist. to Rail [m]	4.0	4.8	6.7	5.9	8.4	8.8
Avg. Stride Freq. [Hz]	2.3	2.4	2.3	2.3	2.4	2.3
Avg. Stride Length [m]	6.2	7.7	7.8	7.4	7.1	6.9



- [] Ranking at each section and finish
- :-:- No data available at this section
- NA No data available

Horse/Jockey Name	RESERVOIR DOG/Emily Finnegan
Finish Rank	6
Fastest Section Time (Section)	0:10.88 (L1000)
Top Speed [km/h] (Section)	67.8 (Overall)
Race State	Finished



Thomas Farms RC Murray Bridge SA - Professional

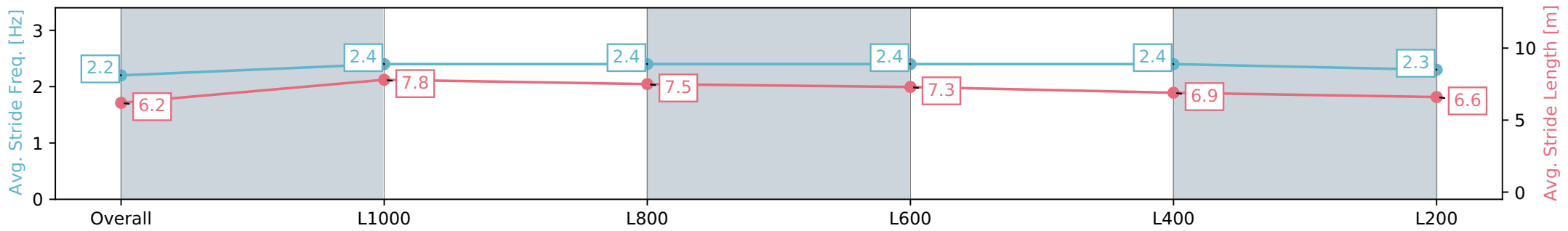
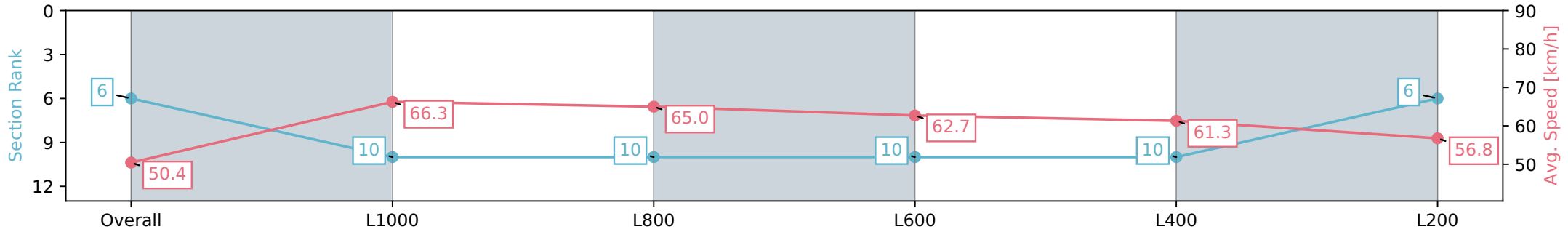
Race 6: Sportsbet Bet With Mates Handicap - 1200m

15 June 2024 - 1:52PM

Track Rating: Soft 6, Weather: Overcast, Rail Position: True



Section	Overall	L1000	L800	L600	L400	L200
Section Times	1:12.66 [6] (0:14.28)	0:58.37 [10] (0:10.88)	0:47.49 [10] (0:11.27)	0:36.22 [10] (0:11.79)	0:24.43 [10] (0:11.75)	0:12.68 [6] (0:12.68)
Average Speed [km/h]	50.4	66.3	65.0	62.7	61.3	56.8
Top Speed [km/h]	64.8	67.8	66.7	64.4	62.4	59.2
Avg. Dist. to Rail [m]	7.7	5.3	6.5	6.4	12.0	11.2
Avg. Stride Freq. [Hz]	2.2	2.4	2.4	2.4	2.4	2.3
Avg. Stride Length [m]	6.2	7.8	7.5	7.3	6.9	6.6



- [] Ranking at each section and finish
- :-:- No data available at this section
- NA No data available

Horse/Jockey Name	KOMACHI/Jacob Opperman
Finish Rank	7
Fastest Section Time (Section)	0:10.81 (L1000)
Top Speed [km/h] (Section)	67.5 (Overall)
Race State	Finished



Thomas Farms RC Murray Bridge SA - Professional

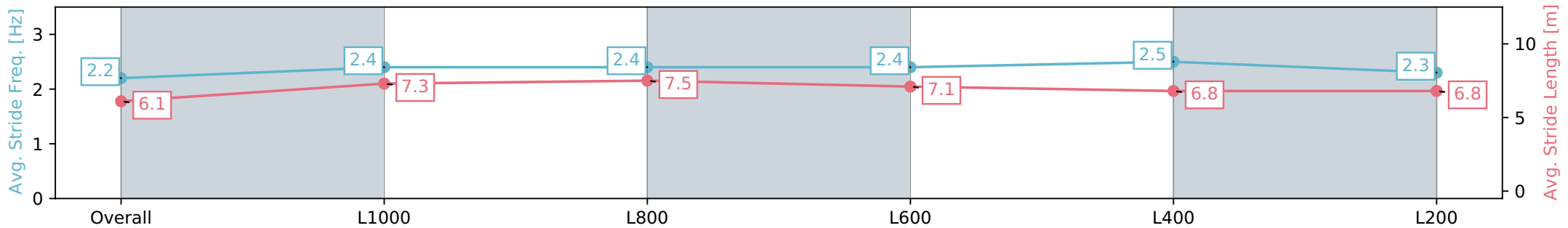
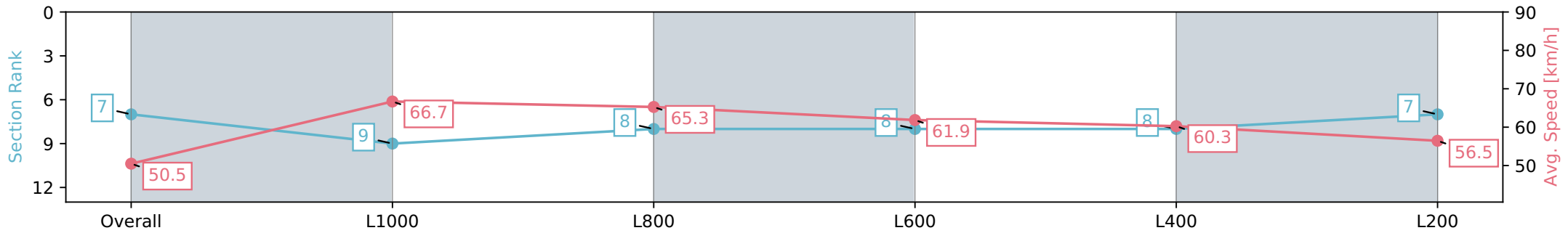
Race 6: Sportsbet Bet With Mates Handicap - 1200m

15 June 2024 - 1:52PM

Track Rating: Soft 6, Weather: Overcast, Rail Position: True



Section	Overall	L1000	L800	L600	L400	L200
Section Times	1:12.77 [7] (0:14.28)	0:58.49 [9] (0:10.81)	0:47.68 [8] (0:11.16)	0:36.52 [8] (0:11.81)	0:24.71 [8] (0:11.96)	0:12.75 [7] (0:12.75)
Average Speed [km/h]	50.5	66.7	65.3	61.9	60.3	56.5
Top Speed [km/h]	65.5	67.5	67.2	64.3	61.5	58.6
Avg. Dist. to Rail [m]	2.0	3.5	4.7	3.4	6.8	8.0
Avg. Stride Freq. [Hz]	2.2	2.4	2.4	2.4	2.5	2.3
Avg. Stride Length [m]	6.1	7.3	7.5	7.1	6.8	6.8



- [] Ranking at each section and finish
- :-:- No data available at this section
- NA No data available

Horse/Jockey Name	GRINZINGER ACE/Anna Jordsjo
Finish Rank	8
Fastest Section Time (Section)	0:10.72 (L1000)
Top Speed [km/h] (Section)	68.1 (Overall)
Race State	Finished



Thomas Farms RC Murray Bridge SA - Professional

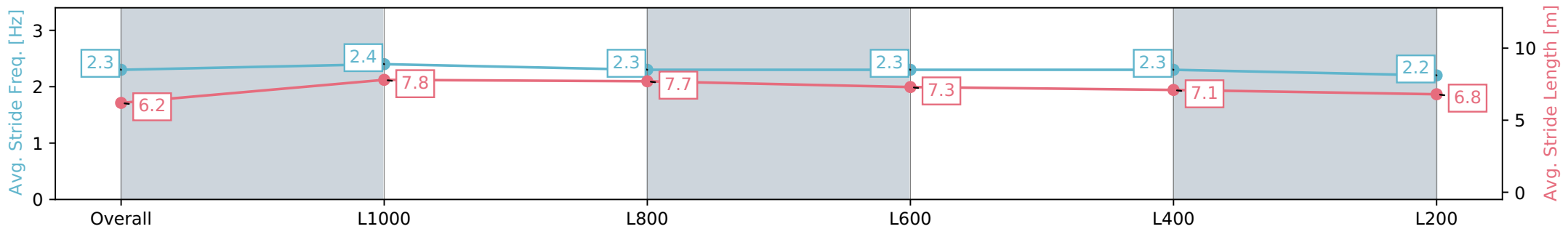
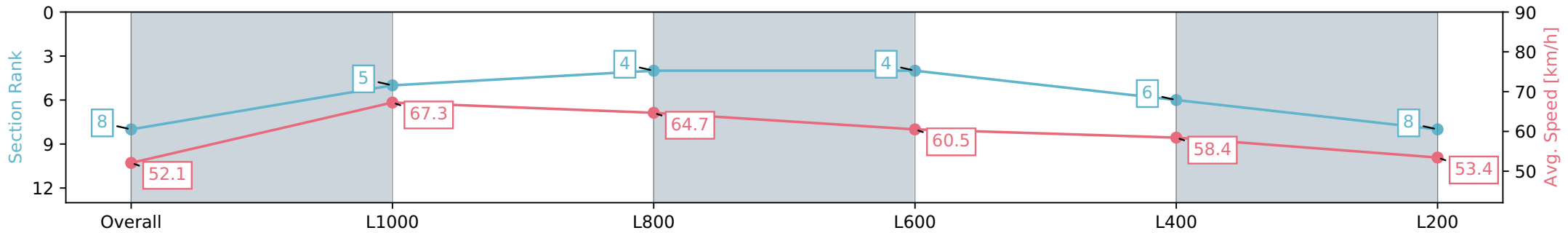
Race 6: Sportsbet Bet With Mates Handicap - 1200m

15 June 2024 - 1:52PM

Track Rating: Soft 6, Weather: Overcast, Rail Position: True



Section	Overall	L1000	L800	L600	L400	L200
Section Times	1:13.74 [8] (0:13.84)	0:59.90 [5] (0:10.72)	0:49.18 [4] (0:11.27)	0:37.91 [4] (0:12.12)	0:25.79 [6] (0:12.31)	0:13.48 [8] (0:13.48)
Average Speed [km/h]	52.1	67.3	64.7	60.5	58.4	53.4
Top Speed [km/h]	67.3	68.1	66.4	62.4	59.4	56.0
Avg. Dist. to Rail [m]	3.2	3.5	5.3	4.1	7.7	9.8
Avg. Stride Freq. [Hz]	2.3	2.4	2.3	2.3	2.3	2.2
Avg. Stride Length [m]	6.2	7.8	7.7	7.3	7.1	6.8



- [] Ranking at each section and finish
- :-:- No data available at this section
- NA No data available

Horse/Jockey Name	SO YOU CAN/Teagan Voorham
Finish Rank	9
Fastest Section Time (Section)	0:10.91 (L1000)
Top Speed [km/h] (Section)	67.7 (L1000)
Race State	Finished



Thomas Farms RC Murray Bridge SA - Professional

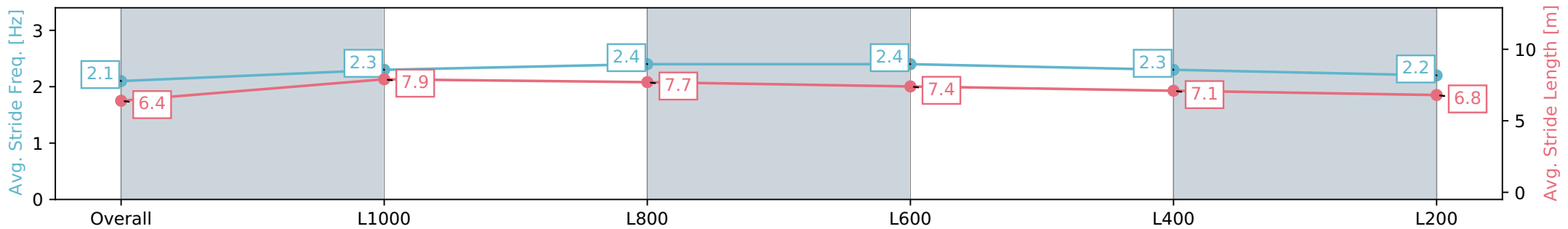
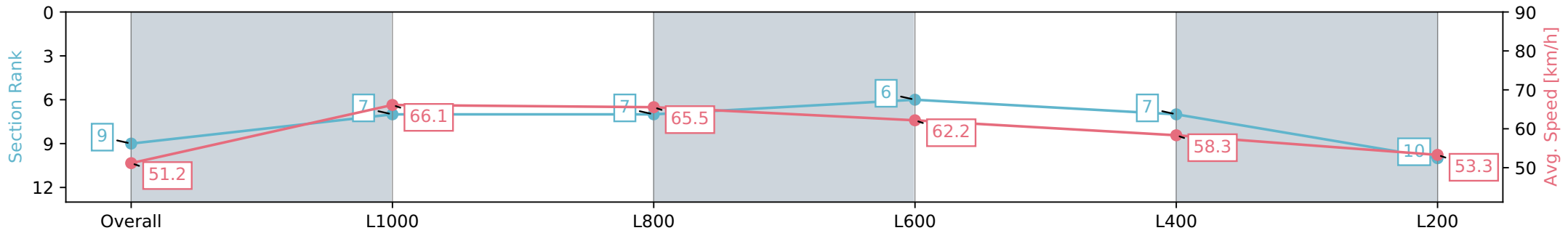
Race 6: Sportsbet Bet With Mates Handicap - 1200m

15 June 2024 - 1:52PM

Track Rating: Soft 6, Weather: Overcast, Rail Position: True



Section	Overall	L1000	L800	L600	L400	L200
Section Times	1:13.86 [9] (0:14.09)	0:59.77 [7] (0:10.91)	0:48.86 [7] (0:11.15)	0:37.71 [6] (0:11.86)	0:25.85 [7] (0:12.35)	0:13.50 [10] (0:13.50)
Average Speed [km/h]	51.2	66.1	65.5	62.2	58.3	53.3
Top Speed [km/h]	65.4	67.3	67.7	64.4	61.4	55.0
Avg. Dist. to Rail [m]	6.4	5.0	6.2	5.7	10.9	13.1
Avg. Stride Freq. [Hz]	2.1	2.3	2.4	2.4	2.3	2.2
Avg. Stride Length [m]	6.4	7.9	7.7	7.4	7.1	6.8



- [] Ranking at each section and finish
- :-:- No data available at this section
- NA No data available

Horse/Jockey Name	CONTROVERSIAL MISS/Alana Livesey
Finish Rank	10
Fastest Section Time (Section)	0:10.69 (L1000)
Top Speed [km/h] (Section)	68.5 (Overall)
Race State	Finished



Thomas Farms RC Murray Bridge SA - Professional

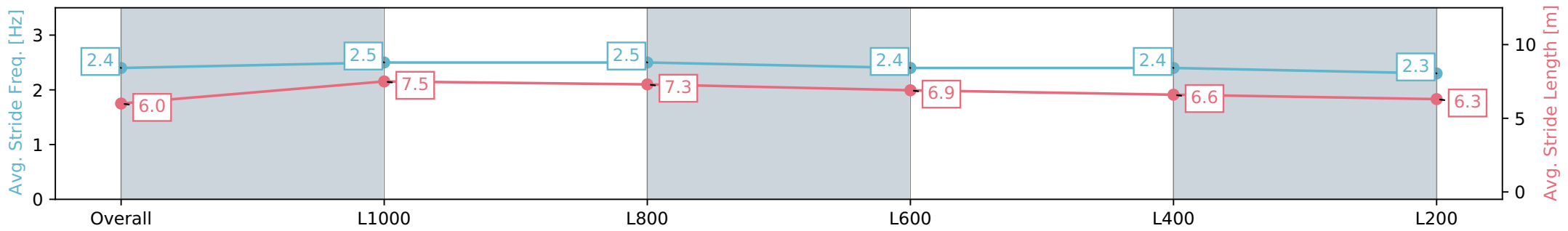
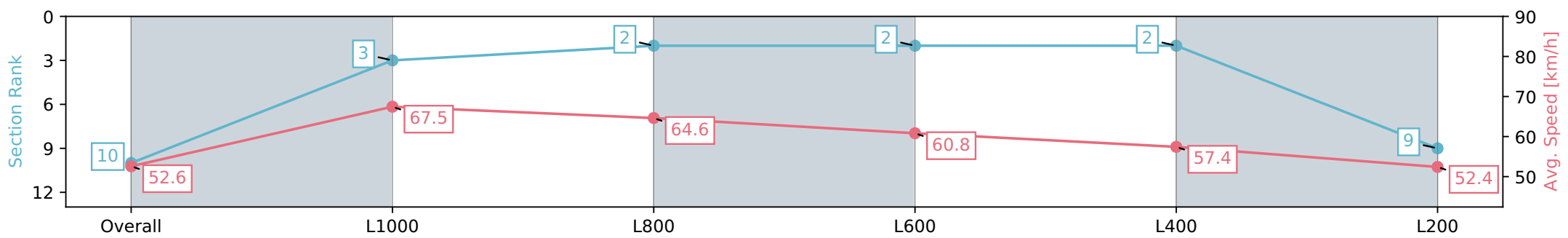
Race 6: Sportsbet Bet With Mates Handicap - 1200m

15 June 2024 - 1:52PM

Track Rating: Soft 6, Weather: Overcast, Rail Position: True



Section	Overall	L1000	L800	L600	L400	L200
Section Times	1:14.01 [10] (0:13.70)	1:00.31 [3] (0:10.69)	0:49.62 [2] (0:11.28)	0:38.34 [2] (0:12.03)	0:26.31 [2] (0:12.57)	0:13.73 [9] (0:13.73)
Average Speed [km/h]	52.6	67.5	64.6	60.8	57.4	52.4
Top Speed [km/h]	68.4	68.5	67.1	63.9	58.9	55.2
Avg. Dist. to Rail [m]	9.9	6.5	5.5	4.2	9.1	11.9
Avg. Stride Freq. [Hz]	2.4	2.5	2.5	2.4	2.4	2.3
Avg. Stride Length [m]	6.0	7.5	7.3	6.9	6.6	6.3



- [] Ranking at each section and finish
- :-:- No data available at this section
- NA No data available