



RACINGSA

# Thomas Farms RC Murray Bridge SA

Race 2: Fred Vella Tyre & Crash Repairs Handicap - 1600m  
15 June 2024 - 11:32AM



Murray Bridge  
Racing Club

Track Rating: Soft 6, Weather: Overcast, Rail Position: True

| Section Field Times |    |   |         |                   |                      |            | Overall              | L1400                    | L1200                    | L1000                    | L800                     | L600                     |                                    |  |
|---------------------|----|---|---------|-------------------|----------------------|------------|----------------------|--------------------------|--------------------------|--------------------------|--------------------------|--------------------------|------------------------------------|--|
|                     |    |   |         |                   |                      |            | 1:38.07<br>(0:13.81) | 1:24.26<br>(0:11.75)     | 1:12.51<br>(0:11.43)     | 1:01.08<br>(0:11.82)     | 0:49.26<br>(0:12.13)     | 0:37.13<br>(0:12.18)     |                                    |  |
| Position            | #  | Horse/Jockey                            | Barrier | Top Speed [km/h]  | Fastest Section      | First 400m |                      |                          |                          |                          |                          |                          | Distance Travelled From Winner [m] |  |
| 1                   | 11 | <b>FAVOURITE CHILD</b><br>Jessica Eaton | 4       | 63.8<br>1400-1200 | 0:11.43<br>1200-1000 | 0:25.56    | 1:38.07<br>(0:13.81) | 1:24.26 [1]<br>(0:11.75) | 1:12.51 [1]<br>(0:11.43) | 1:01.08 [1]<br>(0:11.81) | 0:49.27 [1]<br>(0:12.13) | 0:37.14 [1]<br>(0:12.19) |                                    |  |
| 2                   | 4  | <b>ANGRY SKIES</b><br>Todd Pannell      | 6       | 63.1<br>1400-1200 | 0:11.59<br>1200-1000 | 0:25.71    | 1:38.09<br>(0:13.98) | 1:24.11 [2]<br>(0:11.73) | 1:12.38 [3]<br>(0:11.59) | 1:00.79 [3]<br>(0:11.83) | 0:48.96 [3]<br>(0:12.08) | 0:36.88 [3]<br>(0:12.14) | +0                                 |  |
| 3                   | 9  | <b>PEACEMAKER</b><br>Felicity Atkinson  | 8       | 63.8<br>1400-1200 | 0:11.52<br>1200-1000 | 0:26.20    | 1:38.71<br>(0:14.32) | 1:24.39 [6]<br>(0:11.88) | 1:12.51 [6]<br>(0:11.52) | 1:00.99 [8]<br>(0:11.82) | 0:49.17 [8]<br>(0:12.04) | 0:37.13 [8]<br>(0:12.24) | +0                                 |  |
| 4                   | 1  | <b>PRINCE JOFRA</b><br>Rochelle Milnes  | 2       | 63.5<br>1400-1200 | 0:11.54<br>1200-1000 | 0:26.00    | 1:38.73<br>(0:14.32) | 1:24.41 [5]<br>(0:11.68) | 1:12.73 [5]<br>(0:11.54) | 1:01.19 [5]<br>(0:11.79) | 0:49.40 [5]<br>(0:12.07) | 0:37.33 [5]<br>(0:12.25) | +2                                 |  |
| 5                   | 10 | <b>LAST GIRL LOVE</b><br>Dom Tourneur   | 5       | 64.3<br>1400-1200 | 0:11.39<br>1200-1000 | 0:26.32    | 1:39.82<br>(0:14.61) | 1:25.21 [8]<br>(0:11.71) | 1:13.50 [8]<br>(0:11.39) | 1:02.11 [7]<br>(0:11.78) | 0:50.33 [6]<br>(0:12.08) | 0:38.25 [7]<br>(0:12.17) | -2                                 |  |
| 6                   | 5  | <b>I NEED A DRINK</b><br>Samuel Payne   | 3       | 63.8<br>1400-1200 | 0:11.57<br>1200-1000 | 0:25.88    | 1:39.95<br>(0:14.07) | 1:25.88 [4]<br>(0:11.81) | 1:14.07 [4]<br>(0:11.57) | 1:02.49 [4]<br>(0:11.83) | 0:50.66 [4]<br>(0:12.01) | 0:38.65 [4]<br>(0:12.32) | -9                                 |  |
| 7                   | 7  | <b>WORSFOLD</b><br>Alana Livesey        | 1       | 64.7<br>1400-1200 | 0:11.37<br>1200-1000 | 0:26.30    | 1:40.04<br>(0:14.60) | 1:25.44 [7]<br>(0:11.70) | 1:13.74 [7]<br>(0:11.37) | 1:02.37 [6]<br>(0:11.83) | 0:50.54 [7]<br>(0:11.98) | 0:38.56 [6]<br>(0:12.28) | -6                                 |  |
| 8                   | 3  | <b>SHINY ROCK</b><br>Campbell Rawiller  | 9       | 63.3<br>1400-1200 | 0:11.49<br>1200-1000 | 0:25.57    | 1:42.08<br>(0:14.04) | 1:28.04 [3]<br>(0:11.54) | 1:16.50 [2]<br>(0:11.49) | 1:05.01 [2]<br>(0:11.83) | 0:53.18 [2]<br>(0:12.21) | 0:40.97 [2]<br>(0:12.62) | -2                                 |  |

Scratched: Jack The Lad (#2), He's Beset (#6), Convict Sam (#8)

- [ ] Position in running at each section and finish # Saddle cloth number
- :-:- No data available at this section DNF Did not finish
- NA No data available DNT Did not track
- █ Background shading for fastest section



RACINGSA

Thomas Farms RC Murray Bridge SA
Race 2: Fred Vella Tyre & Crash Repairs Handicap - 1600m
15 June 2024 - 11:32AM

Track Rating: Soft 6, Weather: Overcast, Rail Position: True



Murray Bridge
Racing Club

Table with columns: Section, Field Times, Position, #, Horse/Jockey, Barrier, Top Speed [km/h], Fastest Section, First 400m, L400, L200, Margin, Distance Travelled From Winner [m]. Rows include FAVOURITE CHILD, ANGRY SKIES, PEACEMAKER, PRINCE JOFRA, LAST GIRL LOVE, I NEED A DRINK, WORSFOLD, SHINY ROCK.

Scratched: Jack The Lad (#2), He's Beset (#6), Convict Sam (#8)

- [ ] Position in running at each section and finish
# Saddle cloth number
-:-:- No data available at this section
DNF Did not finish
NA No data available
DNT Did not track
Background shading for fastest section

|                                |                               |
|--------------------------------|-------------------------------|
| Horse/Jockey Name              | FAVOURITE CHILD/Jessica Eaton |
| Finish Rank                    | 1                             |
| Fastest Section Time (Section) | 0:11.43 (L1200)               |
| Top Speed [km/h] (Section)     | 63.8 (L1400)                  |
| Race State                     | Finished                      |



Thomas Farms RC Murray Bridge SA - Professional

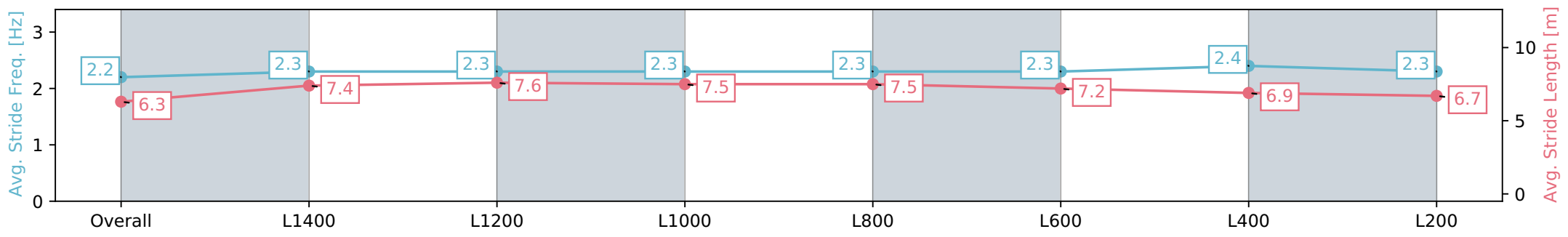
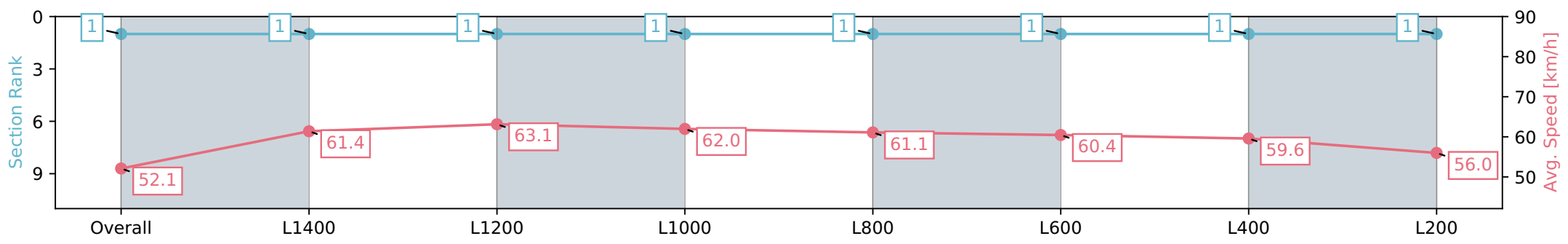
Race 2: Fred Vella Tyre & Crash Repairs Handicap - 1600m

15 June 2024 - 11:32AM

Track Rating: Soft 6, Weather: Overcast, Rail Position: True



| Section                | Overall                  | L1400                    | L1200                    | L1000                    | L800                     | L600                     | L400                     | L200                     |
|------------------------|--------------------------|--------------------------|--------------------------|--------------------------|--------------------------|--------------------------|--------------------------|--------------------------|
| Section Times          | 1:38.07 [1]<br>(0:13.81) | 1:24.26 [1]<br>(0:11.75) | 1:12.51 [1]<br>(0:11.43) | 1:01.08 [1]<br>(0:11.81) | 0:49.27 [1]<br>(0:12.13) | 0:37.14 [1]<br>(0:12.19) | 0:24.95 [1]<br>(0:12.08) | 0:12.87 [1]<br>(0:12.87) |
| Average Speed [km/h]   | 52.1                     | 61.4                     | 63.1                     | 62.0                     | 61.1                     | 60.4                     | 59.6                     | 56.0                     |
| Top Speed [km/h]       | 62.1                     | 63.5                     | 63.8                     | 62.6                     | 61.9                     | 61.5                     | 60.7                     | 57.8                     |
| Avg. Dist. to Rail [m] | 3.4                      | 0.4                      | 0.5                      | 3.4                      | 5.7                      | 5.5                      | 8.6                      | 8.6                      |
| Avg. Stride Freq. [Hz] | 2.2                      | 2.3                      | 2.3                      | 2.3                      | 2.3                      | 2.3                      | 2.4                      | 2.3                      |
| Avg. Stride Length [m] | 6.3                      | 7.4                      | 7.6                      | 7.5                      | 7.5                      | 7.2                      | 6.9                      | 6.7                      |



- [ ] Ranking at each section and finish
- :-:- No data available at this section
- NA No data available

|                                |                          |
|--------------------------------|--------------------------|
| Horse/Jockey Name              | ANGRY SKIES/Todd Pannell |
| Finish Rank                    | 2                        |
| Fastest Section Time (Section) | 0:11.59 (L1200)          |
| Top Speed [km/h] (Section)     | 63.1 (L1400)             |
| Race State                     | Finished                 |



Thomas Farms RC Murray Bridge SA - Professional

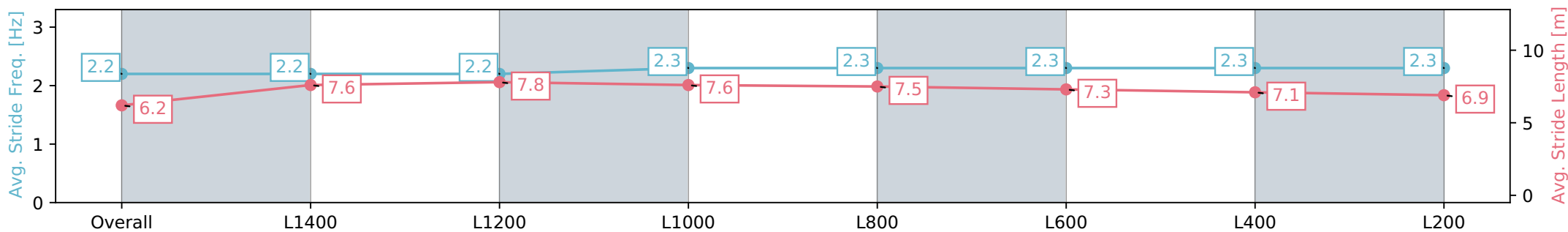
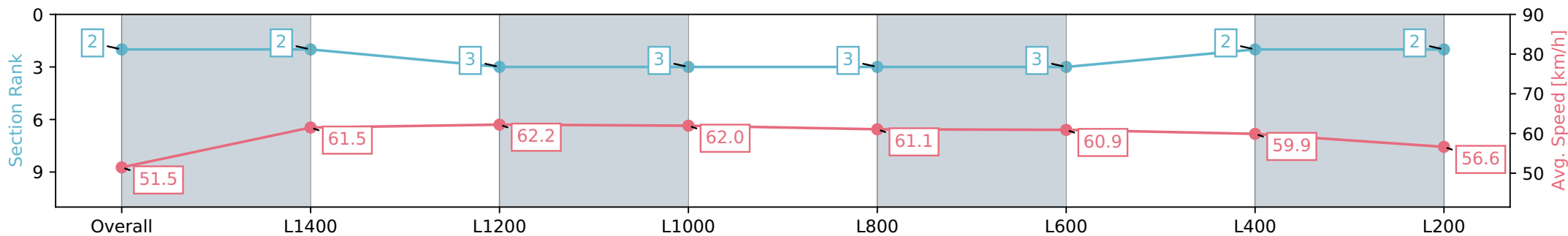
Race 2: Fred Vella Tyre & Crash Repairs Handicap - 1600m

15 June 2024 - 11:32AM

Track Rating: Soft 6, Weather: Overcast, Rail Position: True



| Section                | Overall                  | L1400                    | L1200                    | L1000                    | L800                     | L600                     | L400                     | L200                     |
|------------------------|--------------------------|--------------------------|--------------------------|--------------------------|--------------------------|--------------------------|--------------------------|--------------------------|
| Section Times          | 1:38.09 [2]<br>(0:13.98) | 1:24.11 [2]<br>(0:11.73) | 1:12.38 [3]<br>(0:11.59) | 1:00.79 [3]<br>(0:11.83) | 0:48.96 [3]<br>(0:12.08) | 0:36.88 [3]<br>(0:12.14) | 0:24.74 [2]<br>(0:12.01) | 0:12.73 [2]<br>(0:12.73) |
| Average Speed [km/h]   | 51.5                     | 61.5                     | 62.2                     | 62.0                     | 61.1                     | 60.9                     | 59.9                     | 56.6                     |
| Top Speed [km/h]       | 61.1                     | 62.8                     | 63.1                     | 62.6                     | 61.9                     | 61.9                     | 61.2                     | 58.1                     |
| Avg. Dist. to Rail [m] | 5.5                      | 2.1                      | 2.0                      | 3.6                      | 5.1                      | 6.0                      | 9.5                      | 9.6                      |
| Avg. Stride Freq. [Hz] | 2.2                      | 2.2                      | 2.2                      | 2.3                      | 2.3                      | 2.3                      | 2.3                      | 2.3                      |
| Avg. Stride Length [m] | 6.2                      | 7.6                      | 7.8                      | 7.6                      | 7.5                      | 7.3                      | 7.1                      | 6.9                      |



- [ ] Ranking at each section and finish
- :-:- No data available at this section
- NA No data available

|                                |                              |
|--------------------------------|------------------------------|
| Horse/Jockey Name              | PEACEMAKER/Felicity Atkinson |
| Finish Rank                    | 3                            |
| Fastest Section Time (Section) | 0:11.52 (L1200)              |
| Top Speed [km/h] (Section)     | 63.8 (L1400)                 |
| Race State                     | Finished                     |



Thomas Farms RC Murray Bridge SA - Professional

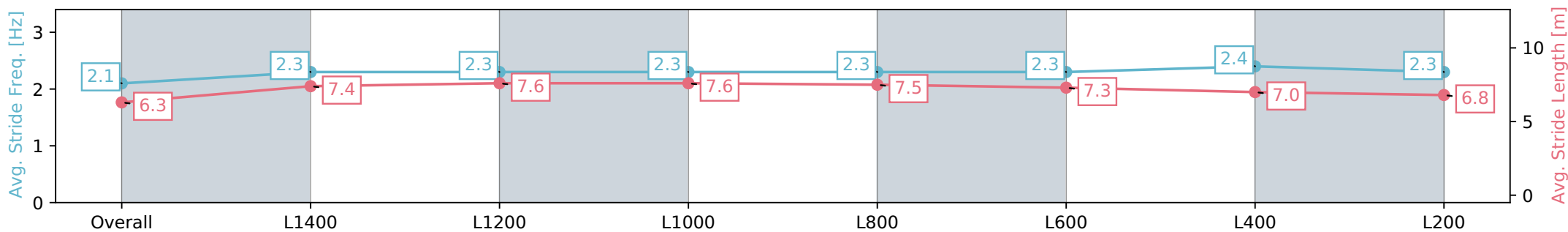
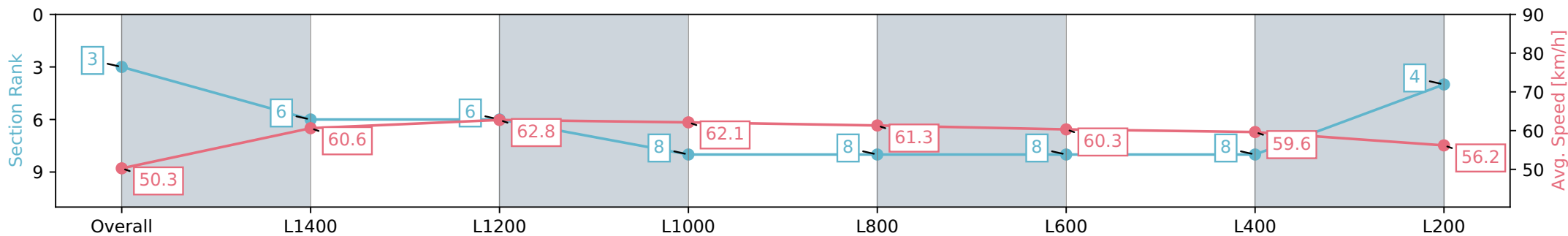
Race 2: Fred Vella Tyre & Crash Repairs Handicap - 1600m

15 June 2024 - 11:32AM

Track Rating: Soft 6, Weather: Overcast, Rail Position: True



| Section                | Overall                  | L1400                    | L1200                    | L1000                    | L800                     | L600                     | L400                     | L200                     |
|------------------------|--------------------------|--------------------------|--------------------------|--------------------------|--------------------------|--------------------------|--------------------------|--------------------------|
| Section Times          | 1:38.71 [3]<br>(0:14.32) | 1:24.39 [6]<br>(0:11.88) | 1:12.51 [6]<br>(0:11.52) | 1:00.99 [8]<br>(0:11.82) | 0:49.17 [8]<br>(0:12.04) | 0:37.13 [8]<br>(0:12.24) | 0:24.89 [8]<br>(0:12.09) | 0:12.80 [4]<br>(0:12.80) |
| Average Speed [km/h]   | 50.3                     | 60.6                     | 62.8                     | 62.1                     | 61.3                     | 60.3                     | 59.6                     | 56.2                     |
| Top Speed [km/h]       | 61.1                     | 62.1                     | 63.8                     | 63.2                     | 62.2                     | 61.5                     | 61.5                     | 58.1                     |
| Avg. Dist. to Rail [m] | 6.3                      | 2.6                      | 2.2                      | 3.9                      | 5.2                      | 6.1                      | 10.1                     | 11.9                     |
| Avg. Stride Freq. [Hz] | 2.1                      | 2.3                      | 2.3                      | 2.3                      | 2.3                      | 2.3                      | 2.4                      | 2.3                      |
| Avg. Stride Length [m] | 6.3                      | 7.4                      | 7.6                      | 7.6                      | 7.5                      | 7.3                      | 7.0                      | 6.8                      |



- [ ] Ranking at each section and finish
- :-:- No data available at this section
- NA No data available

|                                |                              |
|--------------------------------|------------------------------|
| Horse/Jockey Name              | PRINCE JOFRA/Rochelle Milnes |
| Finish Rank                    | 4                            |
| Fastest Section Time (Section) | 0:11.54 (L1200)              |
| Top Speed [km/h] (Section)     | 63.5 (L1400)                 |
| Race State                     | Finished                     |



Thomas Farms RC Murray Bridge SA - Professional

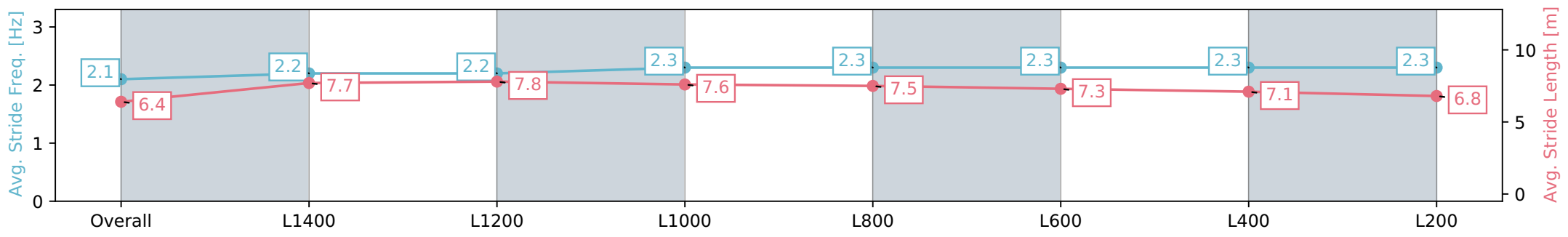
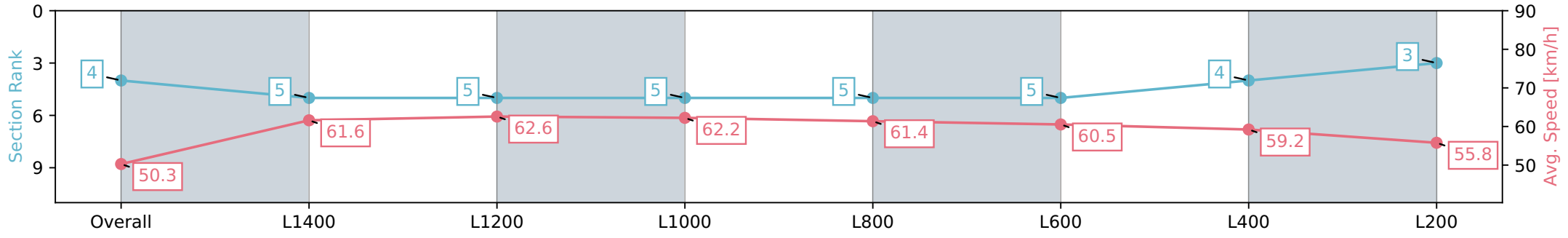
Race 2: Fred Vella Tyre & Crash Repairs Handicap - 1600m

15 June 2024 - 11:32AM

Track Rating: Soft 6, Weather: Overcast, Rail Position: True



| Section                | Overall                  | L1400                    | L1200                    | L1000                    | L800                     | L600                     | L400                     | L200                     |
|------------------------|--------------------------|--------------------------|--------------------------|--------------------------|--------------------------|--------------------------|--------------------------|--------------------------|
| Section Times          | 1:38.73 [4]<br>(0:14.32) | 1:24.41 [5]<br>(0:11.68) | 1:12.73 [5]<br>(0:11.54) | 1:01.19 [5]<br>(0:11.79) | 0:49.40 [5]<br>(0:12.07) | 0:37.33 [5]<br>(0:12.25) | 0:25.08 [4]<br>(0:12.16) | 0:12.92 [3]<br>(0:12.92) |
| Average Speed [km/h]   | 50.3                     | 61.6                     | 62.6                     | 62.2                     | 61.4                     | 60.5                     | 59.2                     | 55.8                     |
| Top Speed [km/h]       | 61.2                     | 62.8                     | 63.5                     | 62.7                     | 62.4                     | 61.7                     | 60.5                     | 57.7                     |
| Avg. Dist. to Rail [m] | 2.5                      | 1.9                      | 1.9                      | 3.8                      | 5.6                      | 6.9                      | 9.9                      | 11.4                     |
| Avg. Stride Freq. [Hz] | 2.1                      | 2.2                      | 2.2                      | 2.3                      | 2.3                      | 2.3                      | 2.3                      | 2.3                      |
| Avg. Stride Length [m] | 6.4                      | 7.7                      | 7.8                      | 7.6                      | 7.5                      | 7.3                      | 7.1                      | 6.8                      |



- [ ] Ranking at each section and finish
- :-:- No data available at this section
- NA No data available

|                                |                             |
|--------------------------------|-----------------------------|
| Horse/Jockey Name              | LAST GIRL LOVE/Dom Tourneur |
| Finish Rank                    | 5                           |
| Fastest Section Time (Section) | 0:11.39 (L1200)             |
| Top Speed [km/h] (Section)     | 64.3 (L1400)                |
| Race State                     | Finished                    |



Thomas Farms RC Murray Bridge SA - Professional

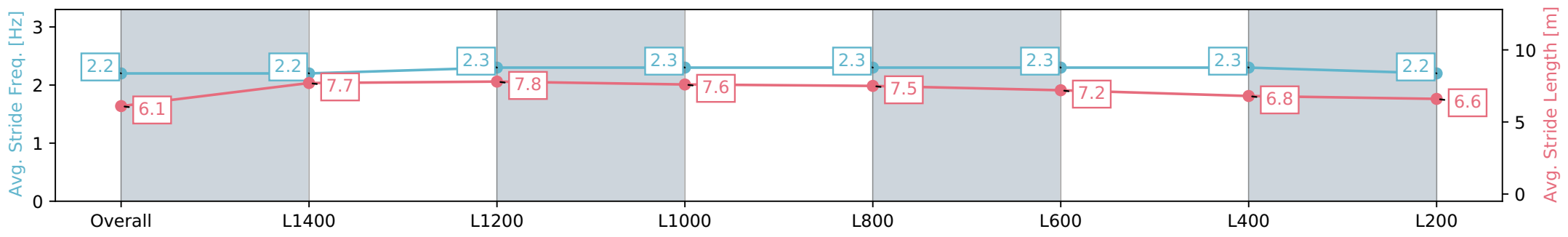
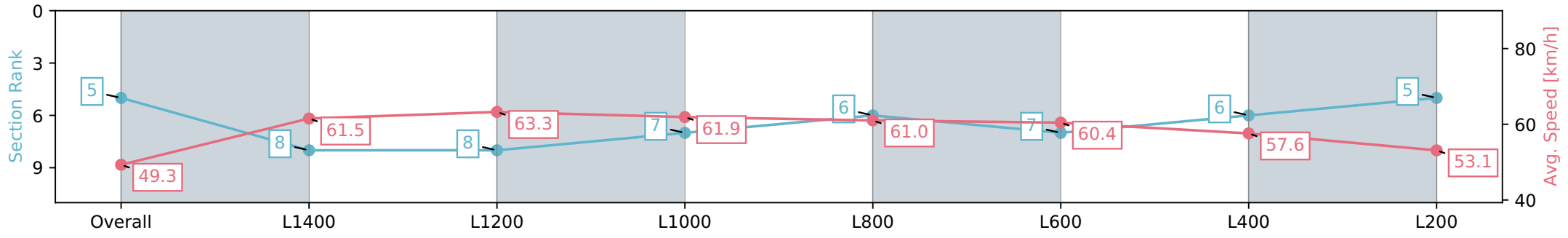
Race 2: Fred Vella Tyre & Crash Repairs Handicap - 1600m

15 June 2024 - 11:32AM

Track Rating: Soft 6, Weather: Overcast, Rail Position: True



| Section                | Overall                  | L1400                    | L1200                    | L1000                    | L800                     | L600                     | L400                     | L200                     |
|------------------------|--------------------------|--------------------------|--------------------------|--------------------------|--------------------------|--------------------------|--------------------------|--------------------------|
| Section Times          | 1:39.82 [5]<br>(0:14.61) | 1:25.21 [8]<br>(0:11.71) | 1:13.50 [8]<br>(0:11.39) | 1:02.11 [7]<br>(0:11.78) | 0:50.33 [6]<br>(0:12.08) | 0:38.25 [7]<br>(0:12.17) | 0:26.08 [6]<br>(0:12.51) | 0:13.57 [5]<br>(0:13.56) |
| Average Speed [km/h]   | 49.3                     | 61.5                     | 63.3                     | 61.9                     | 61.0                     | 60.4                     | 57.6                     | 53.1                     |
| Top Speed [km/h]       | 60.1                     | 62.9                     | 64.3                     | 62.8                     | 62.0                     | 61.4                     | 59.8                     | 54.8                     |
| Avg. Dist. to Rail [m] | 3.5                      | 1.4                      | 1.1                      | 2.3                      | 4.8                      | 4.8                      | 6.7                      | 10.5                     |
| Avg. Stride Freq. [Hz] | 2.2                      | 2.2                      | 2.3                      | 2.3                      | 2.3                      | 2.3                      | 2.3                      | 2.2                      |
| Avg. Stride Length [m] | 6.1                      | 7.7                      | 7.8                      | 7.6                      | 7.5                      | 7.2                      | 6.8                      | 6.6                      |



- [ ] Ranking at each section and finish
- :-:- No data available at this section
- NA No data available

|                                |                             |
|--------------------------------|-----------------------------|
| Horse/Jockey Name              | I NEED A DRINK/Samuel Payne |
| Finish Rank                    | 6                           |
| Fastest Section Time (Section) | 0:11.57 (L1200)             |
| Top Speed [km/h] (Section)     | 63.8 (L1400)                |
| Race State                     | Finished                    |



Thomas Farms RC Murray Bridge SA - Professional

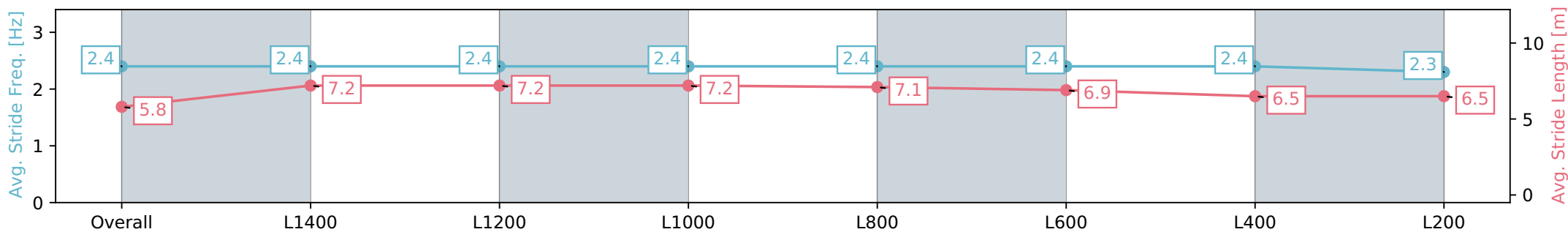
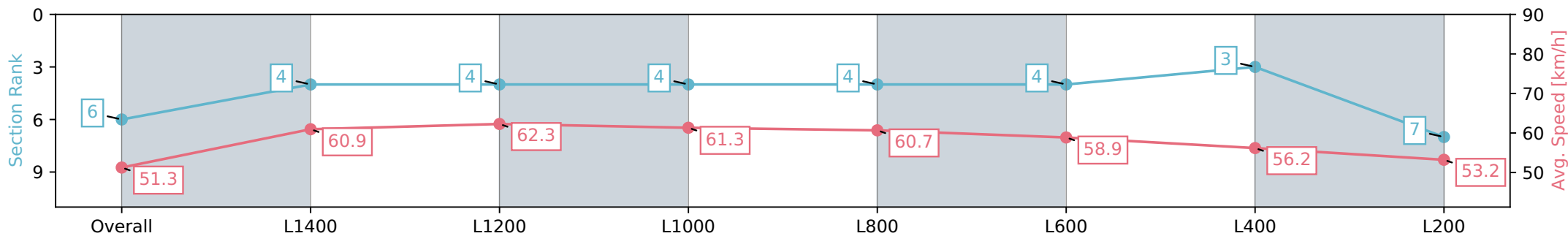
Race 2: Fred Vella Tyre & Crash Repairs Handicap - 1600m

15 June 2024 - 11:32AM

Track Rating: Soft 6, Weather: Overcast, Rail Position: True



| Section                | Overall                  | L1400                    | L1200                    | L1000                    | L800                     | L600                     | L400                     | L200                     |
|------------------------|--------------------------|--------------------------|--------------------------|--------------------------|--------------------------|--------------------------|--------------------------|--------------------------|
| Section Times          | 1:39.95 [6]<br>(0:14.07) | 1:25.88 [4]<br>(0:11.81) | 1:14.07 [4]<br>(0:11.57) | 1:02.49 [4]<br>(0:11.83) | 0:50.66 [4]<br>(0:12.01) | 0:38.65 [4]<br>(0:12.32) | 0:26.33 [3]<br>(0:12.80) | 0:13.53 [7]<br>(0:13.53) |
| Average Speed [km/h]   | 51.3                     | 60.9                     | 62.3                     | 61.3                     | 60.7                     | 58.9                     | 56.2                     | 53.2                     |
| Top Speed [km/h]       | 60.7                     | 63.0                     | 63.8                     | 63.1                     | 62.5                     | 61.4                     | 57.9                     | 55.0                     |
| Avg. Dist. to Rail [m] | 3.1                      | 0.6                      | 0.7                      | 1.7                      | 2.4                      | 1.7                      | 4.9                      | 8.6                      |
| Avg. Stride Freq. [Hz] | 2.4                      | 2.4                      | 2.4                      | 2.4                      | 2.4                      | 2.4                      | 2.4                      | 2.3                      |
| Avg. Stride Length [m] | 5.8                      | 7.2                      | 7.2                      | 7.2                      | 7.1                      | 6.9                      | 6.5                      | 6.5                      |



- [ ] Ranking at each section and finish
- :-:- No data available at this section
- NA No data available



|                                |                        |
|--------------------------------|------------------------|
| Horse/Jockey Name              | WORSFOLD/Alana Livesey |
| Finish Rank                    | 7                      |
| Fastest Section Time (Section) | 0:11.37 (L1200)        |
| Top Speed [km/h] (Section)     | 64.7 (L1400)           |
| Race State                     | Finished               |



Thomas Farms RC Murray Bridge SA - Professional

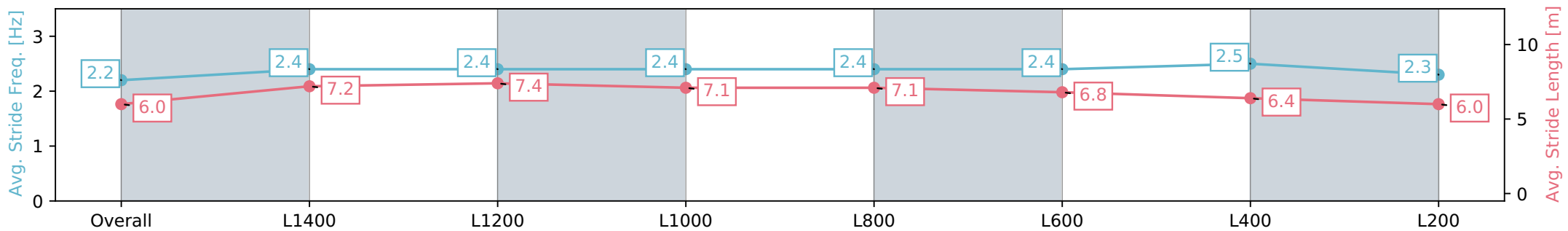
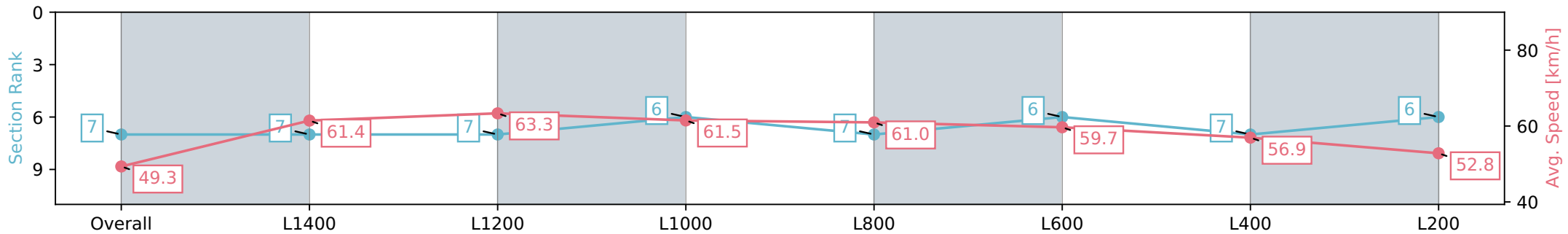
Race 2: Fred Vella Tyre & Crash Repairs Handicap - 1600m

15 June 2024 - 11:32AM

Track Rating: Soft 6, Weather: Overcast, Rail Position: True



| Section                | Overall                  | L1400                    | L1200                    | L1000                    | L800                     | L600                     | L400                     | L200                     |
|------------------------|--------------------------|--------------------------|--------------------------|--------------------------|--------------------------|--------------------------|--------------------------|--------------------------|
| Section Times          | 1:40.04 [7]<br>(0:14.60) | 1:25.44 [7]<br>(0:11.70) | 1:13.74 [7]<br>(0:11.37) | 1:02.37 [6]<br>(0:11.83) | 0:50.54 [7]<br>(0:11.98) | 0:38.56 [6]<br>(0:12.28) | 0:26.27 [7]<br>(0:12.63) | 0:13.64 [6]<br>(0:13.64) |
| Average Speed [km/h]   | 49.3                     | 61.4                     | 63.3                     | 61.5                     | 61.0                     | 59.7                     | 56.9                     | 52.8                     |
| Top Speed [km/h]       | 60.4                     | 62.6                     | 64.7                     | 62.4                     | 62.3                     | 61.3                     | 58.6                     | 55.0                     |
| Avg. Dist. to Rail [m] | 1.7                      | 0.5                      | 0.1                      | 1.7                      | 3.0                      | 4.0                      | 6.4                      | 9.9                      |
| Avg. Stride Freq. [Hz] | 2.2                      | 2.4                      | 2.4                      | 2.4                      | 2.4                      | 2.4                      | 2.5                      | 2.3                      |
| Avg. Stride Length [m] | 6.0                      | 7.2                      | 7.4                      | 7.1                      | 7.1                      | 6.8                      | 6.4                      | 6.0                      |



- [ ] Ranking at each section and finish
- :-:- No data available at this section
- NA No data available

|                                |                              |
|--------------------------------|------------------------------|
| Horse/Jockey Name              | SHINY ROCK/Campbell Rawiller |
| Finish Rank                    | 8                            |
| Fastest Section Time (Section) | 0:11.49 (L1200)              |
| Top Speed [km/h] (Section)     | 63.3 (L1400)                 |
| Race State                     | Finished                     |



Thomas Farms RC Murray Bridge SA - Professional

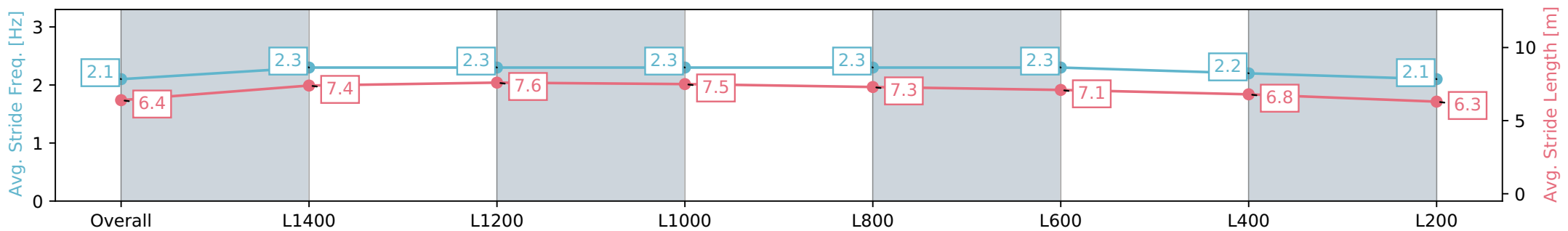
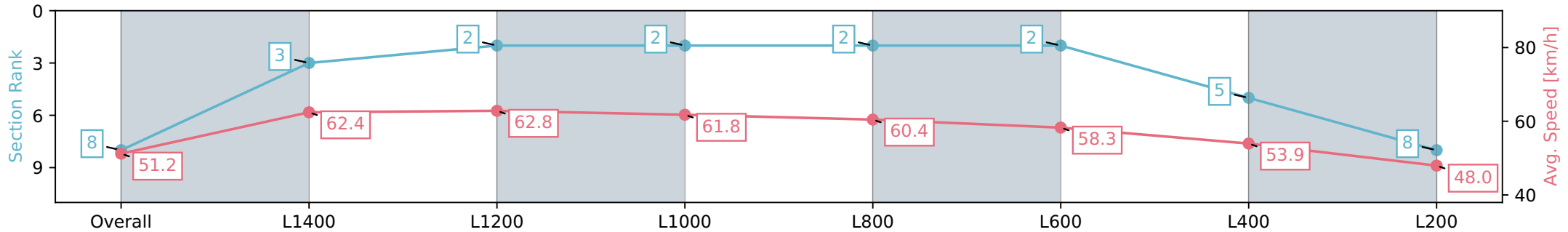
Race 2: Fred Vella Tyre & Crash Repairs Handicap - 1600m

15 June 2024 - 11:32AM

Track Rating: Soft 6, Weather: Overcast, Rail Position: True



| Section                | Overall                  | L1400                    | L1200                    | L1000                    | L800                     | L600                     | L400                     | L200                     |
|------------------------|--------------------------|--------------------------|--------------------------|--------------------------|--------------------------|--------------------------|--------------------------|--------------------------|
| Section Times          | 1:42.08 [8]<br>(0:14.04) | 1:28.04 [3]<br>(0:11.54) | 1:16.50 [2]<br>(0:11.49) | 1:05.01 [2]<br>(0:11.83) | 0:53.18 [2]<br>(0:12.21) | 0:40.97 [2]<br>(0:12.62) | 0:28.35 [5]<br>(0:13.33) | 0:15.02 [8]<br>(0:15.02) |
| Average Speed [km/h]   | 51.2                     | 62.4                     | 62.8                     | 61.8                     | 60.4                     | 58.3                     | 53.9                     | 48.0                     |
| Top Speed [km/h]       | 61.7                     | 63.2                     | 63.3                     | 62.6                     | 61.8                     | 60.6                     | 56.4                     | 51.0                     |
| Avg. Dist. to Rail [m] | 9.7                      | 6.8                      | 3.3                      | 3.1                      | 5.0                      | 4.4                      | 6.4                      | 7.2                      |
| Avg. Stride Freq. [Hz] | 2.1                      | 2.3                      | 2.3                      | 2.3                      | 2.3                      | 2.3                      | 2.2                      | 2.1                      |
| Avg. Stride Length [m] | 6.4                      | 7.4                      | 7.6                      | 7.5                      | 7.3                      | 7.1                      | 6.8                      | 6.3                      |



[ ] Ranking at each section and finish  
 -:-:- No data available at this section  
 NA No data available