



RACINGSA

Thomas Farms RC Murray Bridge SA

Race 1: Sportsbet Jockey Watch Handicap - 900m

15 June 2024 - 10:57AM



Murray Bridge
Racing Club

Track Rating: Soft 6, Weather: Overcast, Rail Position: True

Section Field Times

Overall
0:53.28
(0:07.83)

L800
0:45.46
(0:10.57)

L600
0:34.88
(0:11.14)

L400
0:23.74
(0:11.48)

L200
0:12.26
(0:12.26)

Position	#	Horse/Jockey	Barrier	Top Speed [km/h]	Fastest Section	First 400m	Overall	L800	L600	L400	L200	Margin	Distance Travelled From Winner [m]
1	3	EVERGLADE Jason Holder	5	70.2 1000-800	0:10.68 800-600	0:24.17	0:53.29 (0:08.10)	0:45.19 [4] (0:10.68)	0:34.51 [2] (0:11.02)	0:23.49 [2] (0:11.23)	0:12.26 [1] (0:12.26)	0:53.29	
2	1	NOSIE BY NATURE Rochelle Milnes	8	68.3 800-600	0:10.99 800-600	0:24.50	0:53.49 (0:08.03)	0:45.46 [3] (0:10.99)	0:34.47 [4] (0:11.00)	0:23.47 [4] (0:11.38)	0:12.09 [2] (0:12.09)	1.2L	-1
3	9	REINE OF NINE Justin Potter	6	68.4 1000-800	0:11.01 800-600	0:24.69	0:53.67 (0:08.24)	0:45.43 [6] (0:11.01)	0:34.42 [8] (0:11.12)	0:23.30 [6] (0:11.15)	0:12.15 [4] (0:12.15)	2.3L	-1
4	2	PUTANOTHERCOININ Jacob Opperman	13	69.8 1000-800	0:10.92 800-600	0:24.78	0:53.95 (0:08.43)	0:45.52 [10] (0:10.92)	0:34.60 [9] (0:11.01)	0:23.59 [5] (0:11.36)	0:12.23 [6] (0:12.23)	4.1L	+4
5	4	FIRST MAID Todd Pannell	11	66.8 800-600	0:11.20 600-400	0:25.31	0:54.14 (0:08.35)	0:45.79 [9] (0:11.31)	0:34.48 [11] (0:11.20)	0:23.28 [11] (0:11.21)	0:12.07 [11] (0:12.07)	5.3L	+3
6	5	JAMAICAN GOLD Dom Tourneur	2	68.5 1000-800	0:10.81 800-600	0:24.33	0:54.22 (0:08.03)	0:46.19 [2] (0:10.81)	0:35.38 [3] (0:11.17)	0:24.21 [3] (0:11.71)	0:12.50 [5] (0:12.50)	5.8L	-1
7	12	CROWN MOSHE Jessica Eaton	7	67.0 1000-800	0:11.08 400-200	0:25.44	0:54.25 (0:08.68)	0:45.57 [12] (0:11.13)	0:34.44 [12] (0:11.17)	0:23.27 [12] (0:11.08)	0:12.19 [10] (0:12.19)	6.0L	+0
8	7	AMELIA VALENTINA Teagan Voorham	14	68.5 800-600	0:11.00 800-600	0:25.23	0:54.25 (0:08.65)	0:45.60 [11] (0:11.00)	0:34.60 [10] (0:11.02)	0:23.58 [10] (0:11.30)	0:12.28 [7] (0:12.28)	6.0L	+4
9	10	GILDED LADY Margaret Collett	10	69.7 1000-800	0:10.92 800-600	0:24.83	0:54.32 (0:08.14)	0:46.18 [5] (0:10.92)	0:35.26 [5] (0:11.36)	0:23.90 [8] (0:11.62)	0:12.28 [8] (0:12.28)	6.5L	+2
10	13	VALHALLA FELLA Stacey Metcalfe	12	68.9 1000-800	0:10.89 800-600	0:24.68	0:54.68 (0:08.26)	0:46.42 [7] (0:10.89)	0:35.53 [6] (0:11.24)	0:24.29 [7] (0:11.66)	0:12.63 [9] (0:12.63)	8.7L	+2

Scratched: Lava Lad (#6), Presto Denaro (#14)

Report Created: Sat 15 June 2024 11:44:37 GMT+10 (Note: Timing is based on positional data)

- [] Position in running at each section and finish
- #: Saddle cloth number
- :-:- No data available at this section
- DNF Did not finish
- NA No data available
- DNT Did not track
- █ Background shading for fastest section



RACINGSA

Thomas Farms RC Murray Bridge SA

Race 1: Sportsbet Jockey Watch Handicap - 900m

15 June 2024 - 10:57AM

Track Rating: Soft 6, Weather: Overcast, Rail Position: True



Murray Bridge
Racing Club

Section	Overall	L800	L600	L400	L200
Field Times	0:53.28 (0:07.83)	0:45.46 (0:10.57)	0:34.88 (0:11.14)	0:23.74 (0:11.48)	0:12.26 (0:12.26)

Position	#	Horse/Jockey	Barrier	Top Speed [km/h]	Fastest Section	First 400m	Overall	L800	L600	L400	L200	Margin	Distance Travelled From Winner [m]
11	11	MY RICH BOY	3	69.8	0:10.56	0:23.89	0:55.20	0:47.37 [1]	0:36.80 [1]	0:25.65 [1]	0:13.72 [3]	11.9L	-2
		Sophie Logan		1000-800	800-600		(0:07.83)	(0:10.56)	(0:11.15)	(0:11.93)	(0:13.72)		
12	8	DUBAI NIGHTS	1	68.4	0:10.91	0:24.74	0:55.66	0:47.34 [8]	0:36.43 [7]	0:25.19 [9]	0:13.08 [12]	14.8L	-3
		Anna Jordsjo		1000-800	800-600		(0:08.32)	(0:10.91)	(0:11.24)	(0:12.11)	(0:13.08)		

Scratched: Lava Lad (#6), Presto Denaro (#14)

- [] Position in running at each section and finish # Saddle cloth number
- :-:- No data available at this section DNF Did not finish
- NA No data available DNT Did not track
- Background shading for fastest section

Horse/Jockey Name	EVERGLADE/Jason Holder
Finish Rank	1
Fastest Section Time (Section)	0:10.68 (L800)
Top Speed [km/h] (Section)	70.2 (Overall)
Race State	Finished



Thomas Farms RC Murray Bridge SA - Professional

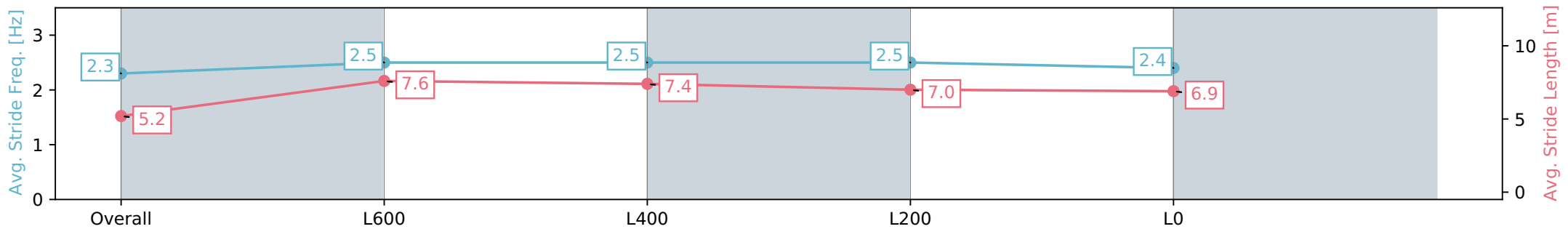
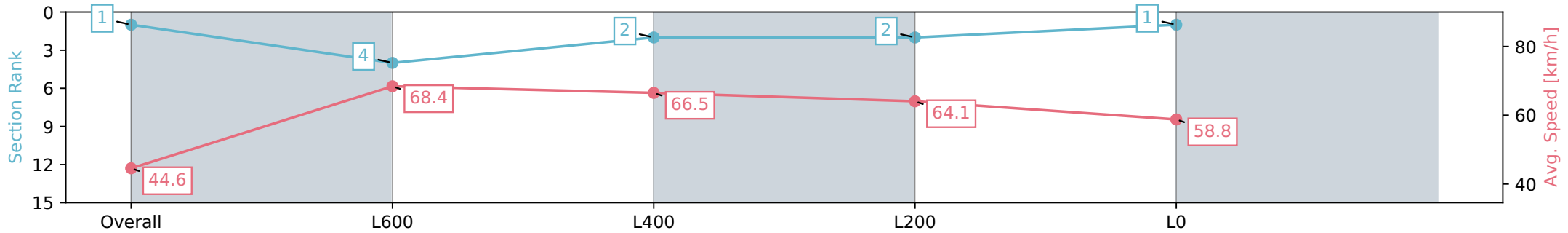
Race 1: Sportsbet Jockey Watch Handicap - 900m

15 June 2024 - 10:57AM

Track Rating: Soft 6, Weather: Overcast, Rail Position: True



Section	Overall	L600	L400	L200	L0
Section Times	0:53.29 [1] (0:08.10)	0:45.19 [4] (0:10.68)	0:34.51 [2] (0:11.02)	0:23.49 [2] (0:11.23)	0:12.26 [1] (0:12.26)
Average Speed [km/h]	44.6	68.4	66.5	64.1	58.8
Top Speed [km/h]	63.5	70.2	68.9	65.6	61.7
Avg. Dist. to Rail [m]	5.0	5.5	4.4	5.3	5.9
Avg. Stride Freq. [Hz]	2.3	2.5	2.5	2.5	2.4
Avg. Stride Length [m]	5.2	7.6	7.4	7.0	6.9



Report Created: Sat 15 June 2024 11:44:40 GMT+10 (Note: Timing is based on positional data)

- [] Ranking at each section and finish
- :-:- No data available at this section
- NA No data available

Horse/Jockey Name	NOSIE BY NATURE/Rochelle Milnes
Finish Rank	2
Fastest Section Time (Section)	0:10.99 (L800)
Top Speed [km/h] (Section)	68.3 (L800)
Race State	Finished



Thomas Farms RC Murray Bridge SA - Professional

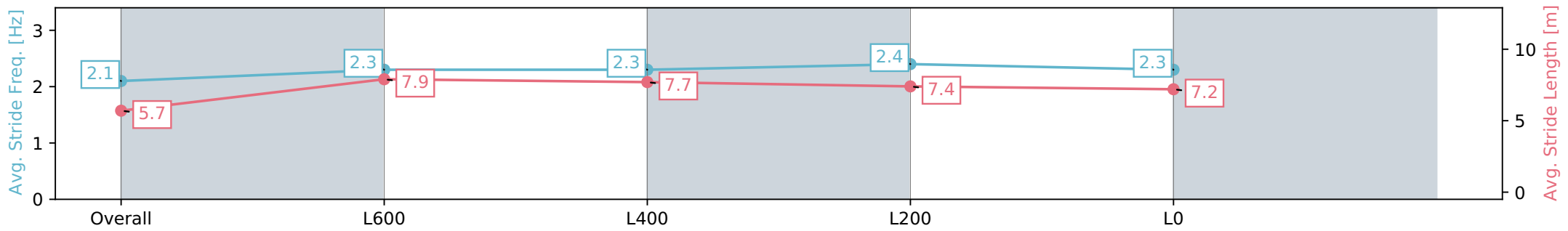
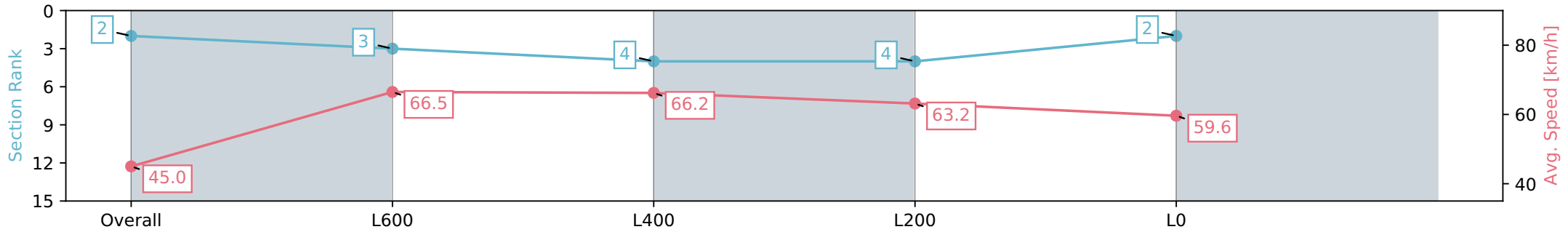
Race 1: Sportsbet Jockey Watch Handicap - 900m

15 June 2024 - 10:57AM

Track Rating: Soft 6, Weather: Overcast, Rail Position: True



Section	Overall	L600	L400	L200	L0
Section Times	0:53.49 [2] (0:08.03)	0:45.46 [3] (0:10.99)	0:34.47 [4] (0:11.00)	0:23.47 [4] (0:11.38)	0:12.09 [2] (0:12.09)
Average Speed [km/h]	45.0	66.5	66.2	63.2	59.6
Top Speed [km/h]	62.9	68.3	68.3	65.4	61.6
Avg. Dist. to Rail [m]	6.4	5.3	3.1	5.1	5.9
Avg. Stride Freq. [Hz]	2.1	2.3	2.3	2.4	2.3
Avg. Stride Length [m]	5.7	7.9	7.7	7.4	7.2



- [] Ranking at each section and finish
- :-:- No data available at this section
- NA No data available

Horse/Jockey Name	REINE OF NINE/Justin Potter
Finish Rank	3
Fastest Section Time (Section)	0:11.01 (L800)
Top Speed [km/h] (Section)	68.4 (Overall)
Race State	Finished



Thomas Farms RC Murray Bridge SA - Professional

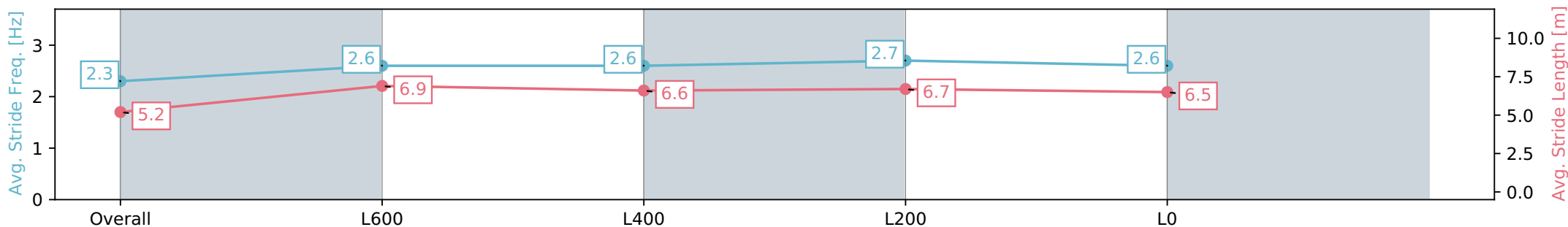
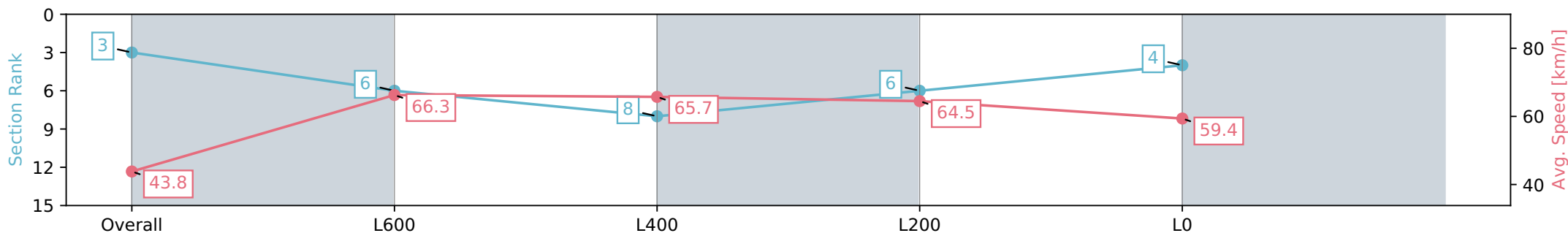
Race 1: Sportsbet Jockey Watch Handicap - 900m

15 June 2024 - 10:57AM

Track Rating: Soft 6, Weather: Overcast, Rail Position: True



Section	Overall	L600	L400	L200	L0
Section Times	0:53.67 [3] (0:08.24)	0:45.43 [6] (0:11.01)	0:34.42 [8] (0:11.12)	0:23.30 [6] (0:11.15)	0:12.15 [4] (0:12.15)
Average Speed [km/h]	43.8	66.3	65.7	64.5	59.4
Top Speed [km/h]	60.9	68.4	68.0	65.7	62.4
Avg. Dist. to Rail [m]	5.5	5.3	3.9	8.1	9.2
Avg. Stride Freq. [Hz]	2.3	2.6	2.6	2.7	2.6
Avg. Stride Length [m]	5.2	6.9	6.6	6.7	6.5



- [] Ranking at each section and finish
- :-:- No data available at this section
- NA No data available

Horse/Jockey Name	PUTANOTHERCOININ/Jacob Opperman
Finish Rank	4
Fastest Section Time (Section)	0:10.92 (L800)
Top Speed [km/h] (Section)	69.8 (Overall)
Race State	Finished



Thomas Farms RC Murray Bridge SA - Professional

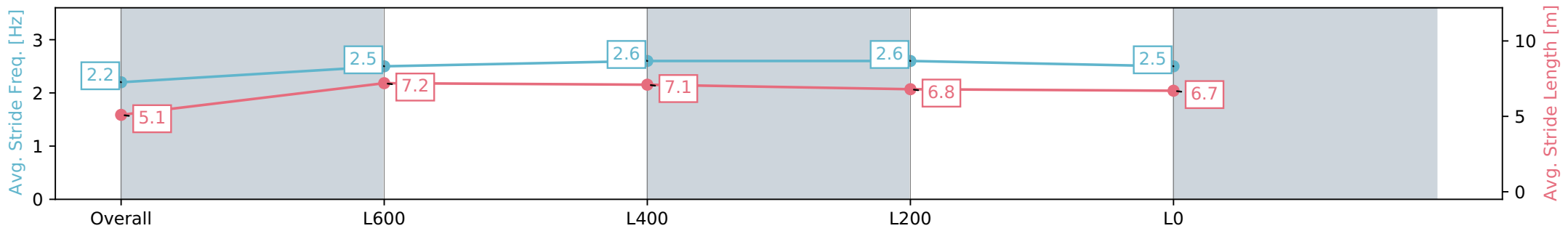
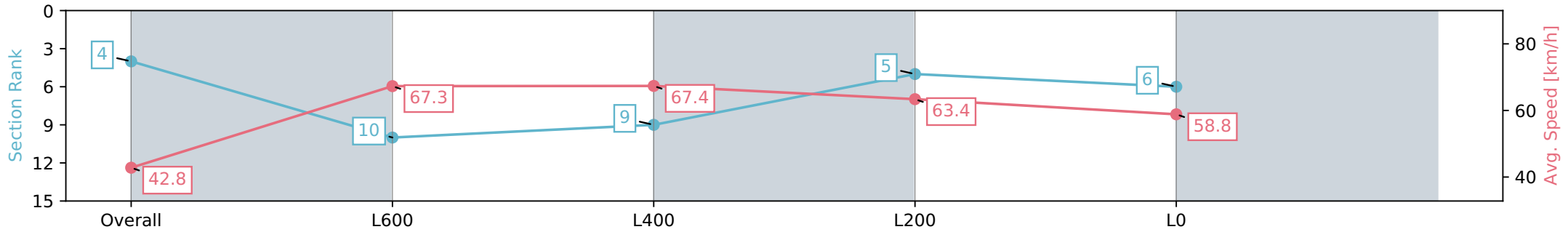
Race 1: Sportsbet Jockey Watch Handicap - 900m

15 June 2024 - 10:57AM

Track Rating: Soft 6, Weather: Overcast, Rail Position: True



Section	Overall	L600	L400	L200	L0
Section Times	0:53.95 [4] (0:08.43)	0:45.52 [10] (0:10.92)	0:34.60 [9] (0:11.01)	0:23.59 [5] (0:11.36)	0:12.23 [6] (0:12.23)
Average Speed [km/h]	42.8	67.3	67.4	63.4	58.8
Top Speed [km/h]	60.5	69.8	69.3	65.0	61.4
Avg. Dist. to Rail [m]	10.6	8.3	6.6	10.8	10.6
Avg. Stride Freq. [Hz]	2.2	2.5	2.6	2.6	2.5
Avg. Stride Length [m]	5.1	7.2	7.1	6.8	6.7



[] Ranking at each section and finish
 -:-:- No data available at this section
 NA No data available

Horse/Jockey Name	FIRST MAID/Todd Pannell
Finish Rank	5
Fastest Section Time (Section)	0:11.20 (L600)
Top Speed [km/h] (Section)	66.8 (L800)
Race State	Finished



Thomas Farms RC Murray Bridge SA - Professional

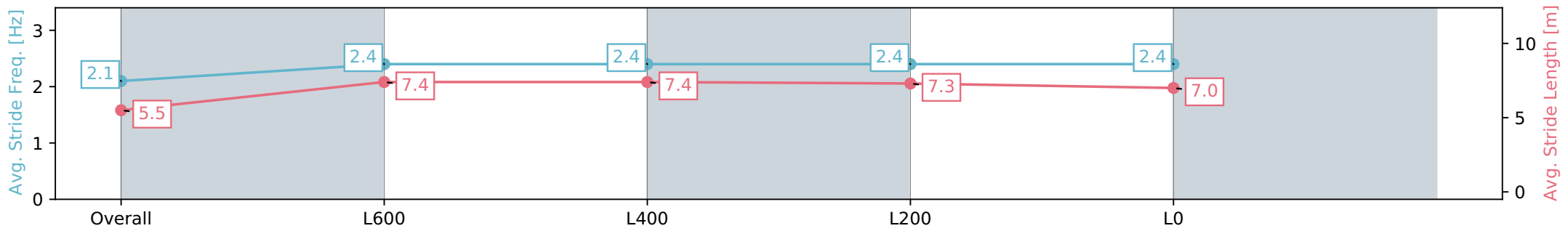
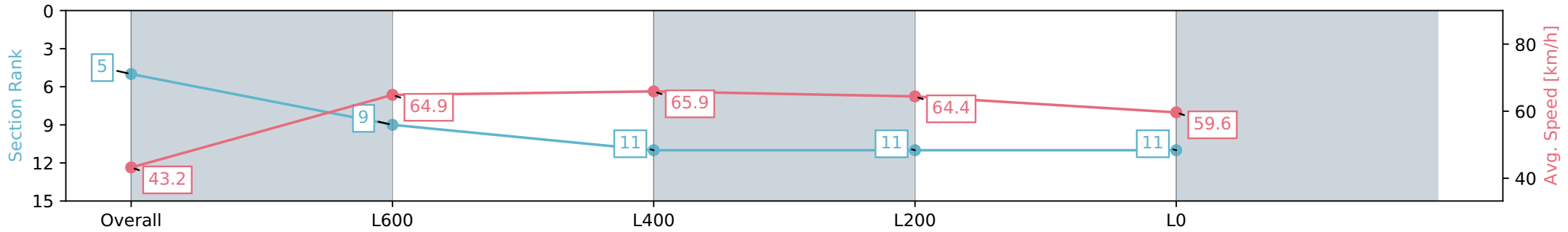
Race 1: Sportsbet Jockey Watch Handicap - 900m

15 June 2024 - 10:57AM

Track Rating: Soft 6, Weather: Overcast, Rail Position: True



Section	Overall	L600	L400	L200	L0
Section Times	0:54.14 [5] (0:08.35)	0:45.79 [9] (0:11.31)	0:34.48 [11] (0:11.20)	0:23.28 [11] (0:11.21)	0:12.07 [11] (0:12.07)
Average Speed [km/h]	43.2	64.9	65.9	64.4	59.6
Top Speed [km/h]	60.2	66.4	66.8	66.1	62.7
Avg. Dist. to Rail [m]	9.8	7.5	6.4	11.1	11.7
Avg. Stride Freq. [Hz]	2.1	2.4	2.4	2.4	2.4
Avg. Stride Length [m]	5.5	7.4	7.4	7.3	7.0



[] Ranking at each section and finish
 -:-:- No data available at this section
 NA No data available

Horse/Jockey Name	JAMAICAN GOLD/Dom Tourneur
Finish Rank	6
Fastest Section Time (Section)	0:10.81 (L800)
Top Speed [km/h] (Section)	68.5 (Overall)
Race State	Finished



Thomas Farms RC Murray Bridge SA - Professional

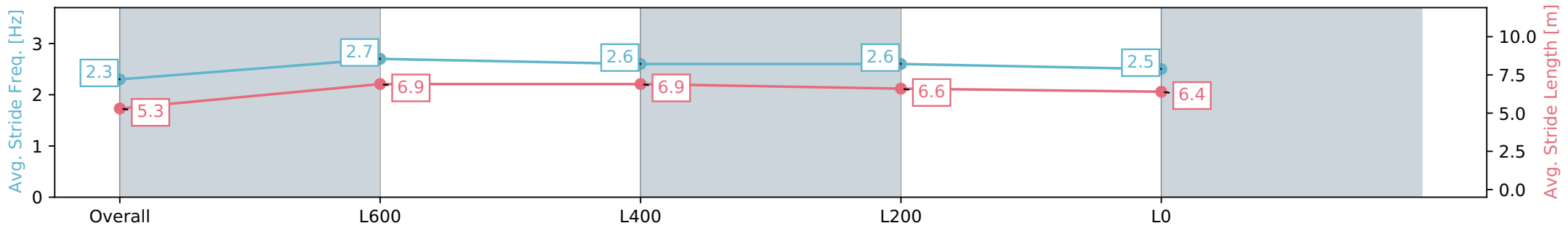
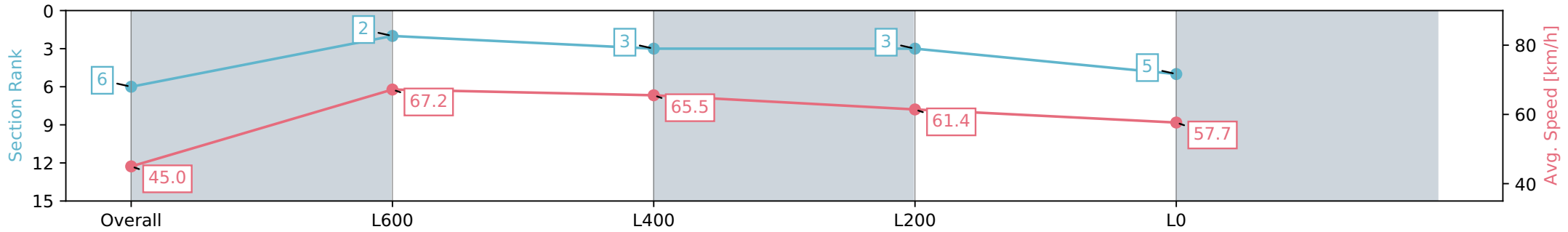
Race 1: Sportsbet Jockey Watch Handicap - 900m

15 June 2024 - 10:57AM

Track Rating: Soft 6, Weather: Overcast, Rail Position: True



Section	Overall	L600	L400	L200	L0
Section Times	0:54.22 [6] (0:08.03)	0:46.19 [2] (0:10.81)	0:35.38 [3] (0:11.17)	0:24.21 [3] (0:11.71)	0:12.50 [5] (0:12.50)
Average Speed [km/h]	45.0	67.2	65.5	61.4	57.7
Top Speed [km/h]	63.2	68.5	67.2	63.3	59.3
Avg. Dist. to Rail [m]	2.2	3.1	4.0	5.6	7.4
Avg. Stride Freq. [Hz]	2.3	2.7	2.6	2.6	2.5
Avg. Stride Length [m]	5.3	6.9	6.9	6.6	6.4



- [] Ranking at each section and finish
- :-:- No data available at this section
- NA No data available

Horse/Jockey Name	CROWN MOSHE/Jessica Eaton
Finish Rank	7
Fastest Section Time (Section)	0:11.08 (L400)
Top Speed [km/h] (Section)	67.0 (Overall)
Race State	Finished



Thomas Farms RC Murray Bridge SA - Professional

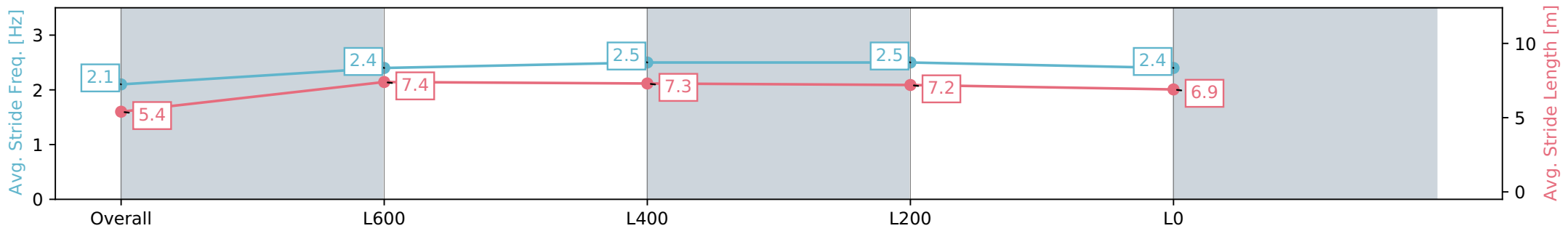
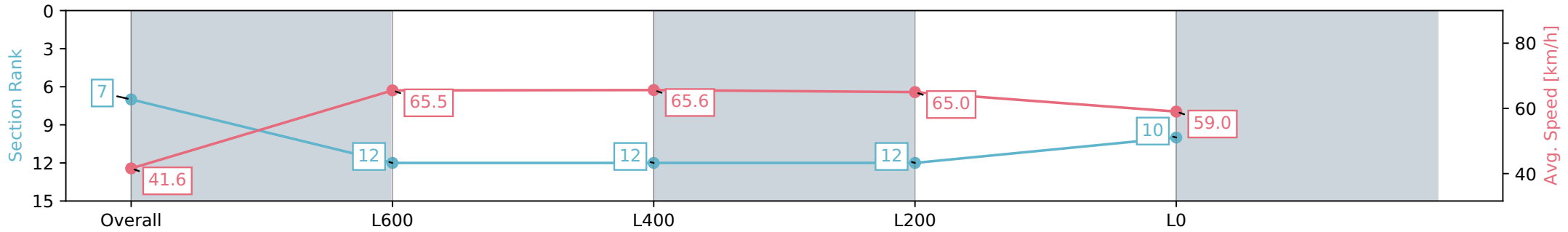
Race 1: Sportsbet Jockey Watch Handicap - 900m

15 June 2024 - 10:57AM

Track Rating: Soft 6, Weather: Overcast, Rail Position: True



Section	Overall	L600	L400	L200	L0
Section Times	0:54.25 [7] (0:08.68)	0:45.57 [12] (0:11.13)	0:34.44 [12] (0:11.17)	0:23.27 [12] (0:11.08)	0:12.19 [10] (0:12.19)
Average Speed [km/h]	41.6	65.5	65.6	65.0	59.0
Top Speed [km/h]	60.7	67.0	66.2	66.8	62.8
Avg. Dist. to Rail [m]	6.3	5.5	4.0	6.0	5.7
Avg. Stride Freq. [Hz]	2.1	2.4	2.5	2.5	2.4
Avg. Stride Length [m]	5.4	7.4	7.3	7.2	6.9



Report Created: Sat 15 June 2024 11:44:54 GMT+10 (Note: Timing is based on positional data)

- [] Ranking at each section and finish
- :-:- No data available at this section
- NA No data available



Horse/Jockey Name	AMELIA VALENTINA/Teagan Voorham
Finish Rank	8
Fastest Section Time (Section)	0:11.00 (L800)
Top Speed [km/h] (Section)	68.5 (L800)
Race State	Finished



Thomas Farms RC Murray Bridge SA - Professional

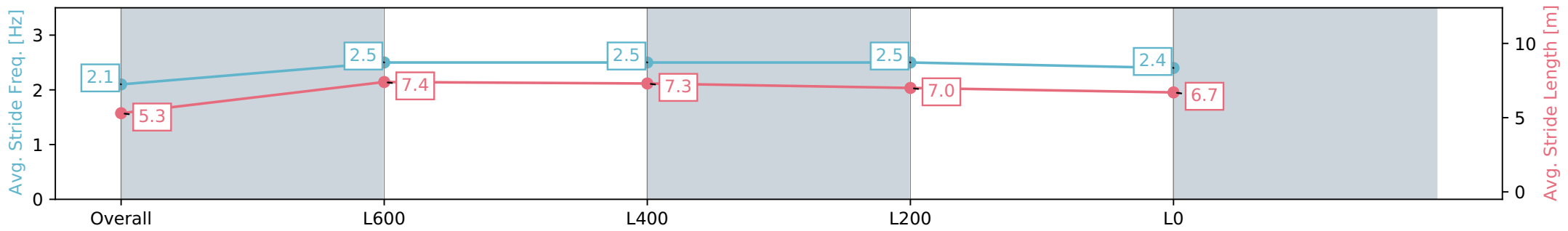
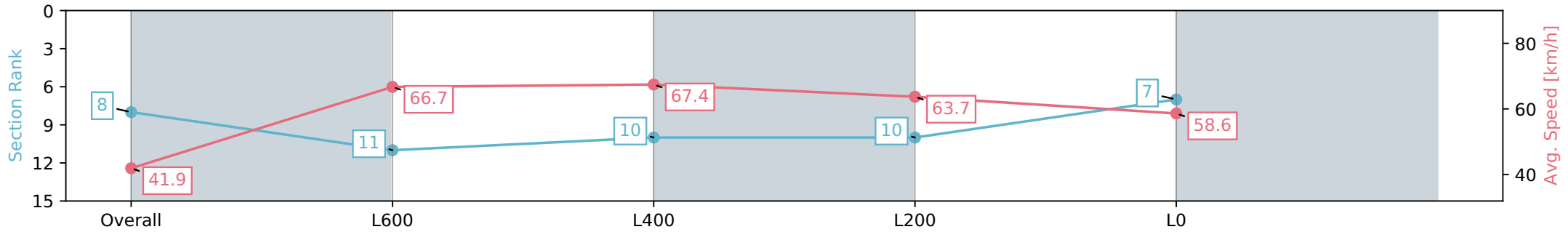
Race 1: Sportsbet Jockey Watch Handicap - 900m

15 June 2024 - 10:57AM

Track Rating: Soft 6, Weather: Overcast, Rail Position: True



Section	Overall	L600	L400	L200	L0
Section Times	0:54.25 [8] (0:08.65)	0:45.60 [11] (0:11.00)	0:34.60 [10] (0:11.02)	0:23.58 [10] (0:11.30)	0:12.28 [7] (0:12.28)
Average Speed [km/h]	41.9	66.7	67.4	63.7	58.6
Top Speed [km/h]	60.2	68.5	68.5	66.7	60.6
Avg. Dist. to Rail [m]	12.0	8.4	6.9	12.3	15.0
Avg. Stride Freq. [Hz]	2.1	2.5	2.5	2.5	2.4
Avg. Stride Length [m]	5.3	7.4	7.3	7.0	6.7



- [] Ranking at each section and finish
- :-:- No data available at this section
- NA No data available

Horse/Jockey Name	GILDED LADY/Margaret Collett
Finish Rank	9
Fastest Section Time (Section)	0:10.92 (L800)
Top Speed [km/h] (Section)	69.7 (Overall)
Race State	Finished



Thomas Farms RC Murray Bridge SA - Professional

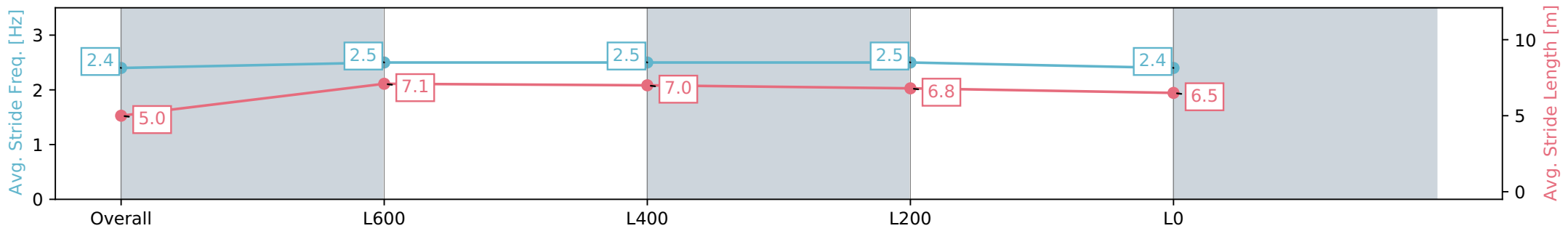
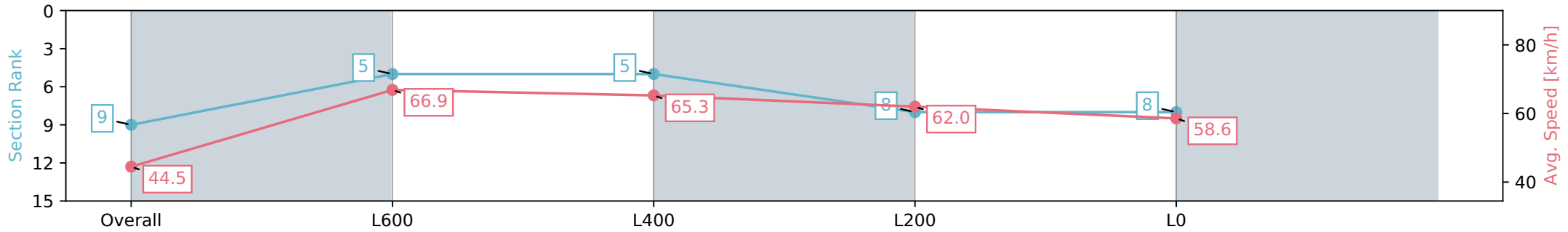
Race 1: Sportsbet Jockey Watch Handicap - 900m

15 June 2024 - 10:57AM

Track Rating: Soft 6, Weather: Overcast, Rail Position: True



Section	Overall	L600	L400	L200	L0
Section Times	0:54.32 [9] (0:08.14)	0:46.18 [5] (0:10.92)	0:35.26 [5] (0:11.36)	0:23.90 [8] (0:11.62)	0:12.28 [8] (0:12.28)
Average Speed [km/h]	44.5	66.9	65.3	62.0	58.6
Top Speed [km/h]	61.5	69.7	66.6	63.4	60.8
Avg. Dist. to Rail [m]	7.7	5.8	6.8	7.6	9.1
Avg. Stride Freq. [Hz]	2.4	2.5	2.5	2.5	2.4
Avg. Stride Length [m]	5.0	7.1	7.0	6.8	6.5



- [] Ranking at each section and finish
- :-:- No data available at this section
- NA No data available

Horse/Jockey Name	VALHALLA FELLA/Stacey Metcalfe
Finish Rank	10
Fastest Section Time (Section)	0:10.89 (L800)
Top Speed [km/h] (Section)	68.9 (Overall)
Race State	Finished



Thomas Farms RC Murray Bridge SA - Professional

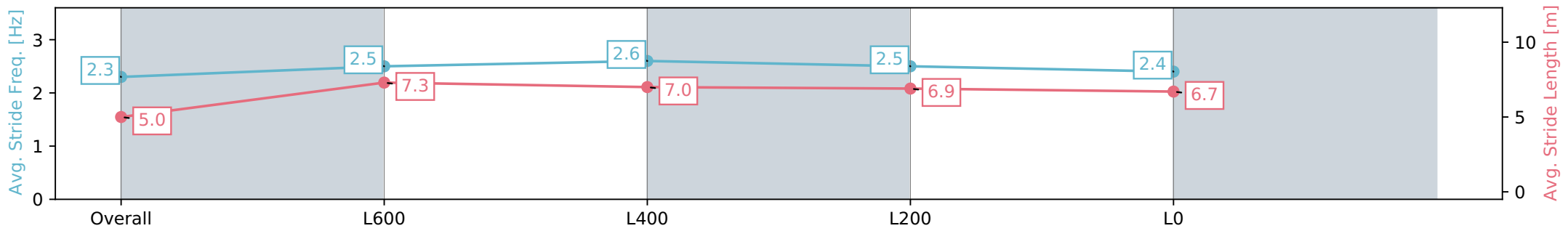
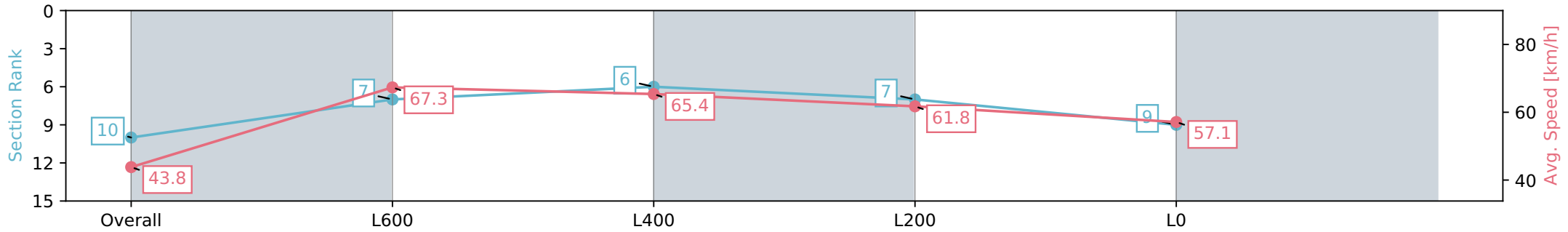
Race 1: Sportsbet Jockey Watch Handicap - 900m

15 June 2024 - 10:57AM

Track Rating: Soft 6, Weather: Overcast, Rail Position: True



Section	Overall	L600	L400	L200	L0
Section Times	0:54.68 [10] (0:08.26)	0:46.42 [7] (0:10.89)	0:35.53 [6] (0:11.24)	0:24.29 [7] (0:11.66)	0:12.63 [9] (0:12.63)
Average Speed [km/h]	43.8	67.3	65.4	61.8	57.1
Top Speed [km/h]	63.4	68.9	67.6	65.1	59.5
Avg. Dist. to Rail [m]	9.5	7.2	5.3	9.1	9.8
Avg. Stride Freq. [Hz]	2.3	2.5	2.6	2.5	2.4
Avg. Stride Length [m]	5.0	7.3	7.0	6.9	6.7



- [] Ranking at each section and finish
- :-:- No data available at this section
- NA No data available

Horse/Jockey Name	MY RICH BOY/Sophie Logan
Finish Rank	11
Fastest Section Time (Section)	0:10.56 (L800)
Top Speed [km/h] (Section)	69.8 (Overall)
Race State	Finished



Thomas Farms RC Murray Bridge SA - Professional

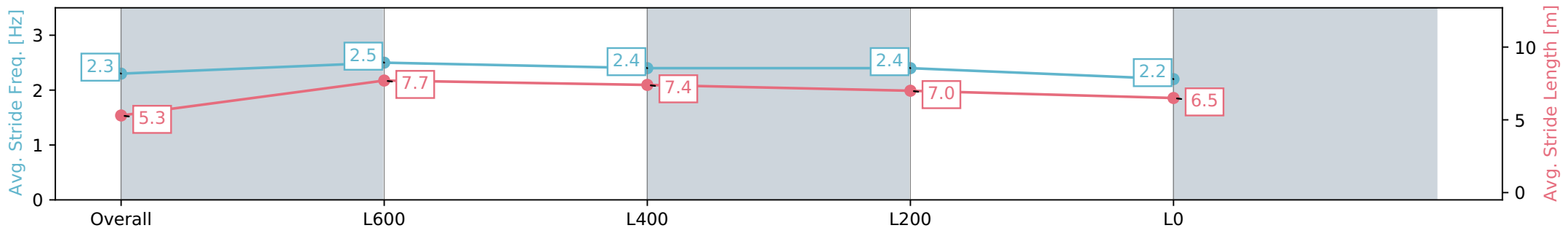
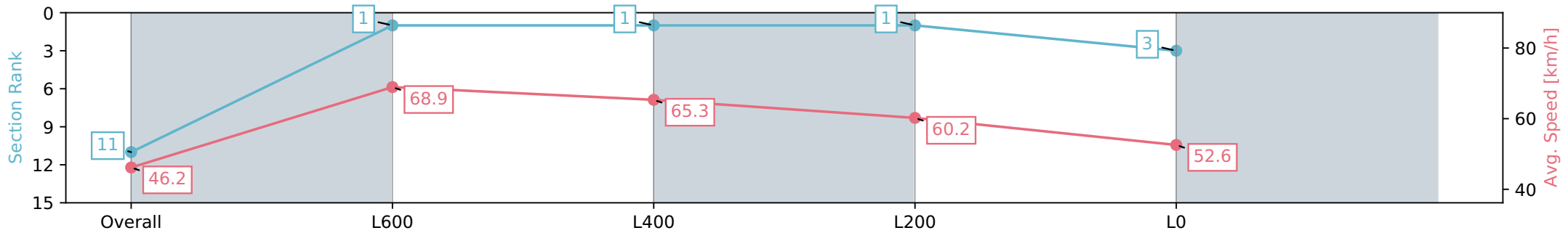
Race 1: Sportsbet Jockey Watch Handicap - 900m

15 June 2024 - 10:57AM

Track Rating: Soft 6, Weather: Overcast, Rail Position: True



Section	Overall	L600	L400	L200	L0
Section Times	0:55.20 [11] (0:07.83)	0:47.37 [1] (0:10.56)	0:36.80 [1] (0:11.15)	0:25.65 [1] (0:11.93)	0:13.72 [3] (0:13.72)
Average Speed [km/h]	46.2	68.9	65.3	60.2	52.6
Top Speed [km/h]	65.8	69.8	68.4	63.8	56.5
Avg. Dist. to Rail [m]	3.8	4.8	2.8	3.6	3.2
Avg. Stride Freq. [Hz]	2.3	2.5	2.4	2.4	2.2
Avg. Stride Length [m]	5.3	7.7	7.4	7.0	6.5



- [] Ranking at each section and finish
- :-:- No data available at this section
- NA No data available

Horse/Jockey Name	DUBAI NIGHTS/Anna Jordsjo
Finish Rank	12
Fastest Section Time (Section)	0:10.91 (L800)
Top Speed [km/h] (Section)	68.4 (Overall)
Race State	Finished



Thomas Farms RC Murray Bridge SA - Professional

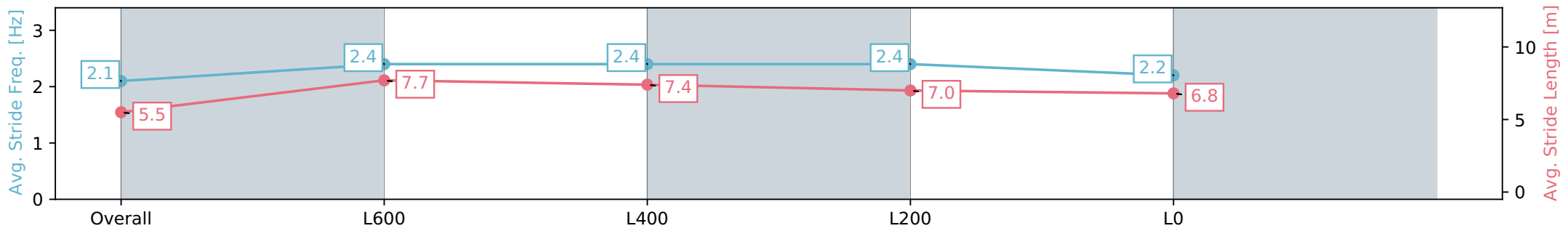
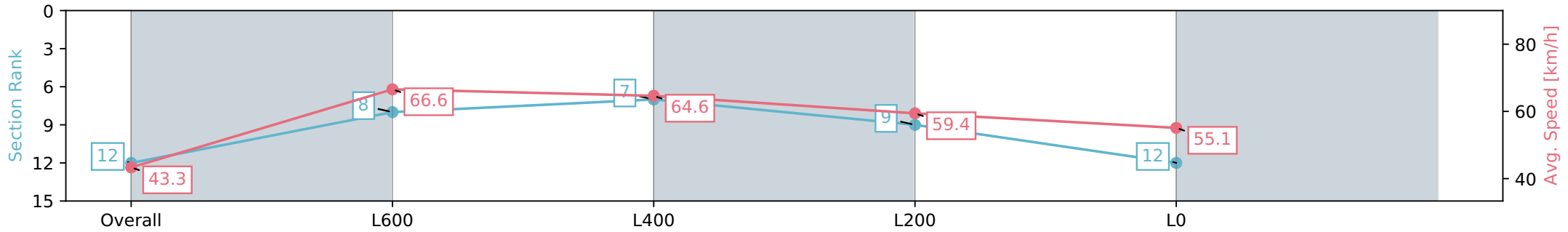
Race 1: Sportsbet Jockey Watch Handicap - 900m

15 June 2024 - 10:57AM

Track Rating: Soft 6, Weather: Overcast, Rail Position: True



Section	Overall	L600	L400	L200	L0
Section Times	0:55.66 [12] (0:08.32)	0:47.34 [8] (0:10.91)	0:36.43 [7] (0:11.24)	0:25.19 [9] (0:12.11)	0:13.08 [12] (0:13.08)
Average Speed [km/h]	43.3	66.6	64.6	59.4	55.1
Top Speed [km/h]	62.0	68.4	67.1	62.0	56.3
Avg. Dist. to Rail [m]	0.9	3.3	2.2	2.9	3.7
Avg. Stride Freq. [Hz]	2.1	2.4	2.4	2.4	2.2
Avg. Stride Length [m]	5.5	7.7	7.4	7.0	6.8



[] Ranking at each section and finish
 -:-:- No data available at this section
 NA No data available