



RACINGSA

Thomas Farms RC Murray Bridge SA

Race 10: Prime Irrigation Handicap - 1200m

25 May 2024 - 4:24PM



Murray Bridge
Racing Club

Track Rating: Soft 5, Weather: Fine, Rail Position: True

Section Field Times							Overall	L1000	L800	L600	L400	L200		
							1:09.45 (0:13.59)	0:55.86 (0:10.56)	0:45.28 (0:10.83)	0:34.46 (0:11.49)	0:22.97 (0:11.24)	0:11.74 (0:11.74)		
Position	#	Horse/Jockey	Barrier	Top Speed [km/h]	Fastest Section	First 400m						Margin	Distance Travelled From Winner [m]	
1	1	THREE RINGS Alana Livesey	8	69.9 1000-800	0:10.69 1000-800	0:24.73	1:09.45 (0:14.04)	0:55.41 [14] (0:10.69)	0:44.72 [12] (0:10.83)	0:33.89 [10] (0:11.11)	0:22.78 [6] (0:11.04)	0:11.74 [1] (0:11.74)	1:09.45	
2	8	SACHEM Todd Pannell	7	68.9 1200-1000	0:10.68 1000-800	0:24.70	1:09.77 (0:14.02)	0:55.75 [12] (0:10.68)	0:45.07 [11] (0:10.85)	0:34.22 [9] (0:11.27)	0:22.95 [9] (0:11.17)	0:11.78 [6] (0:11.78)	2.0L	-1
3	19	KING MOYA Ben Price	10	68.3 1000-800	0:10.73 1000-800	0:24.88	1:09.77 (0:14.15)	0:55.62 [15] (0:10.73)	0:44.89 [15] (0:10.93)	0:33.96 [14] (0:11.08)	0:22.88 [11] (0:11.08)	0:11.80 [5] (0:11.80)	2.0L	+0
4	2	WILLYBEAFACOR Jason Holder	4	69.1 1000-800	0:10.55 1000-800	0:24.37	1:09.84 (0:13.82)	0:56.02 [7] (0:10.55)	0:45.47 [4] (0:10.80)	0:34.67 [2] (0:11.38)	0:23.29 [3] (0:11.39)	0:11.90 [3] (0:11.90)	2.5L	-2
5	4	AIGUILLETTE Lachlan Neindorf	20	67.4 1200-1000	0:10.77 1000-800	0:24.80	1:10.19 (0:14.03)	0:56.16 [13] (0:10.77)	0:45.39 [14] (0:11.05)	0:34.34 [15] (0:11.17)	0:23.17 [13] (0:11.23)	0:11.94 [9] (0:11.94)	4.7L	+2
6	11	EL PASO CITIE Neil Farley	9	69.2 1200-1000	0:10.56 1000-800	0:24.44	1:10.32 (0:13.88)	0:56.44 [9] (0:10.56)	0:45.88 [6] (0:11.10)	0:34.78 [8] (0:11.34)	0:23.44 [10] (0:11.30)	0:12.14 [8] (0:12.14)	5.5L	+2
7	10	COOL THE JETS Dom Tourneur	3	69.4 1200-1000	0:10.46 1000-800	0:24.15	1:10.34 (0:13.69)	0:56.65 [3] (0:10.46)	0:46.19 [1] (0:10.83)	0:35.36 [1] (0:11.49)	0:23.87 [1] (0:11.41)	0:12.46 [2] (0:12.46)	5.6L	-7
8	13	BELLALIQUE Jake Toeroek	12	68.9 1000-800	0:10.75 1000-800	0:24.66	1:10.48 (0:13.91)	0:56.57 [11] (0:10.75)	0:45.82 [10] (0:10.99)	0:34.83 [11] (0:11.32)	0:23.51 [12] (0:11.16)	0:12.35 [7] (0:12.35)	6.4L	+2
9	16	SCRIPTA Adam McCabe	13	68.0 1000-800	0:10.78 1000-800	0:24.65	1:10.59 (0:13.87)	0:56.72 [8] (0:10.78)	0:45.94 [9] (0:11.04)	0:34.90 [12] (0:11.46)	0:23.44 [14] (0:11.38)	0:12.06 [14] (0:12.06)	7.1L	+3
10	15	AZTEC DANCER Teagan Voorham	5	68.6 1000-800	0:10.75 1000-800	0:24.49	1:10.70 (0:13.74)	0:56.96 [4] (0:10.75)	0:46.21 [7] (0:10.88)	0:35.33 [5] (0:11.13)	0:24.20 [2] (0:11.47)	0:12.73 [4] (0:12.73)	7.8L	+0

Scratched: Tosen Water (#3), Katim's Club (#12), World Affairs (#14), Headsmart (#18)

Report Created: Sat 25 May 2024 17:20:21 GMT+10 (Note: Timing is based on positional data)

- [] Position in running at each section and finish
- # Saddle cloth number
- :-:- No data available at this section
- DNF Did not finish
- NA No data available
- DNT Did not track
- █ Background shading for fastest section



RACINGSA

Thomas Farms RC Murray Bridge SA

Race 10: Prime Irrigation Handicap - 1200m

25 May 2024 - 4:24PM



Murray Bridge
Racing Club

Track Rating: Soft 5, Weather: Fine, Rail Position: True

Section Field Times							Overall	L1000	L800	L600	L400	L200		
							1:09.45 (0:13.59)	0:55.86 (0:10.56)	0:45.28 (0:10.83)	0:34.46 (0:11.49)	0:22.97 (0:11.24)	0:11.74 (0:11.74)		
Position	#	Horse/Jockey	Barrier	Top Speed [km/h]	Fastest Section	First 400m							Margin	Distance Travelled From Winner [m]
11	17	LOVE THE ACTION Jacob Opperman	2	68.6 1000-800	0:10.64 1000-800	0:24.55	1:10.72 (0:13.91)	0:56.81 [10] (0:10.64)	0:46.17 [8] (0:10.90)	0:35.27 [7] (0:11.37)	0:23.90 [8] (0:11.69)	0:12.21 [13] (0:12.21)	8.0L	-2
12	9	BROOKLYN BABY John Keating	1	68.6 1200-1000	0:10.65 1000-800	0:24.42	1:10.76 (0:13.77)	0:56.99 [5] (0:10.65)	0:46.34 [5] (0:10.98)	0:35.36 [6] (0:11.40)	0:23.96 [7] (0:11.56)	0:12.40 [11] (0:12.40)	8.2L	-7
13	5	DAWNBURST Rochelle Milnes	19	68.0 1000-800	0:10.98 1000-800	0:24.77	1:10.78 (0:13.79)	0:56.99 [6] (0:10.98)	0:46.01 [13] (0:11.02)	0:34.99 [13] (0:11.55)	0:23.44 [15] (0:11.47)	0:11.97 [15] (0:11.97)	8.4L	+4
14	7	KINGSON Felicity Atkinson	11	68.6 1000-800	0:10.68 1000-800	0:24.26	1:11.04 (0:13.57)	0:57.46 [1] (0:10.68)	0:46.78 [2] (0:10.96)	0:35.82 [4] (0:11.35)	0:24.47 [4] (0:11.76)	0:12.71 [10] (0:12.71)	9.9L	-3
15	6	CLASSY REBEL Justin Potter	6	68.0 1200-1000	0:10.66 1000-800	0:24.26	1:11.04 (0:13.60)	0:57.44 [2] (0:10.66)	0:46.78 [3] (0:10.92)	0:35.86 [3] (0:11.42)	0:24.44 [5] (0:11.78)	0:12.66 [12] (0:12.66)	10.0L	-2
16	20	HEAD FIRST Margaret Collett	14	69.1 1000-800	0:10.84 1000-800	0:25.11	1:11.18 (0:14.27)	0:56.91 [16] (0:10.84)	0:46.07 [16] (0:10.89)	0:35.18 [16] (0:11.46)	0:23.72 [16] (0:11.49)	0:12.23 [16] (0:12.23)	10.8L	+6

Scratched: Tosen Water (#3), Katim's Club (#12), World Affairs (#14), Headsmart (#18)

- [] Position in running at each section and finish
- # Saddle cloth number
- :-:- No data available at this section
- DNF Did not finish
- NA No data available
- DNT Did not track
- █ Background shading for fastest section

Horse/Jockey Name	THREE RINGS/Alana Livesey
Finish Rank	1
Fastest Section Time (Section)	0:10.69 (L1000)
Top Speed [km/h] (Section)	69.9 (L1000)
Race State	Finished



Thomas Farms RC Murray Bridge SA - Professional

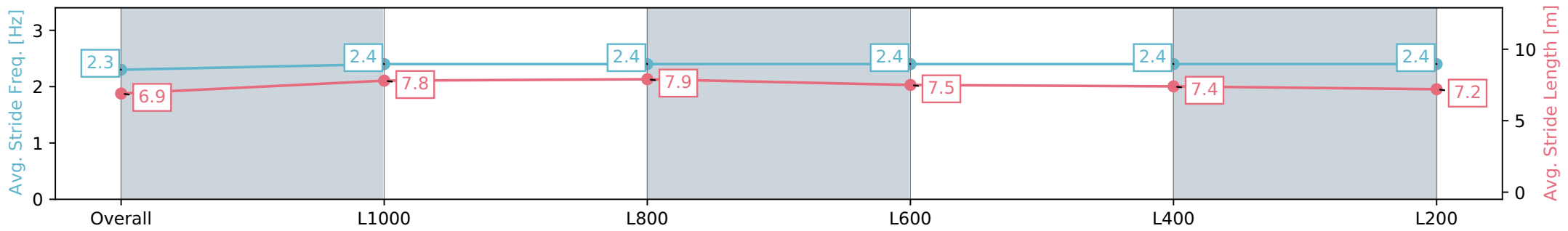
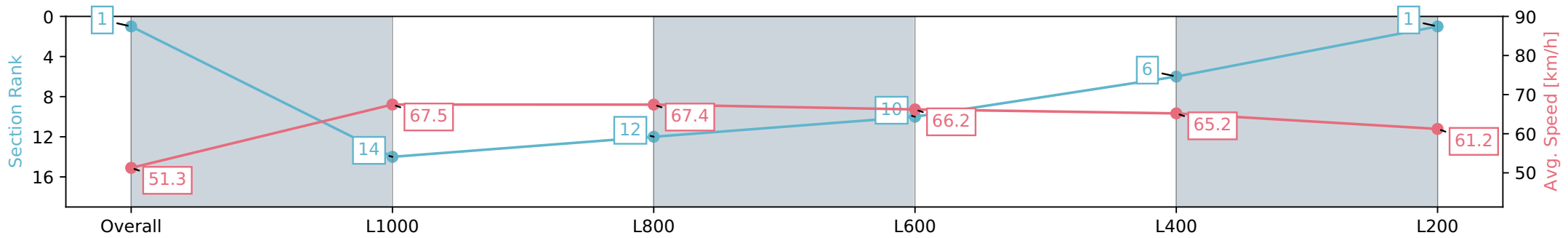
Race 10: Prime Irrigation Handicap - 1200m

25 May 2024 - 4:24PM

Track Rating: Soft 5, Weather: Fine, Rail Position: True



Section	Overall	L1000	L800	L600	L400	L200
Section Times	1:09.45 [1] (0:14.04)	0:55.41 [14] (0:10.69)	0:44.72 [12] (0:10.83)	0:33.89 [10] (0:11.11)	0:22.78 [6] (0:11.04)	0:11.74 [1] (0:11.74)
Average Speed [km/h]	51.3	67.5	67.4	66.2	65.2	61.2
Top Speed [km/h]	66.0	69.6	69.9	67.0	66.2	63.1
Avg. Dist. to Rail [m]	7.0	4.0	5.1	5.0	8.3	7.8
Avg. Stride Freq. [Hz]	2.3	2.4	2.4	2.4	2.4	2.4
Avg. Stride Length [m]	6.9	7.8	7.9	7.5	7.4	7.2



- [] Ranking at each section and finish
- :-:- No data available at this section
- NA No data available

Horse/Jockey Name	SACHEM/Todd Pannell
Finish Rank	2
Fastest Section Time (Section)	0:10.68 (L1000)
Top Speed [km/h] (Section)	68.9 (Overall)
Race State	Finished



Thomas Farms RC Murray Bridge SA - Professional

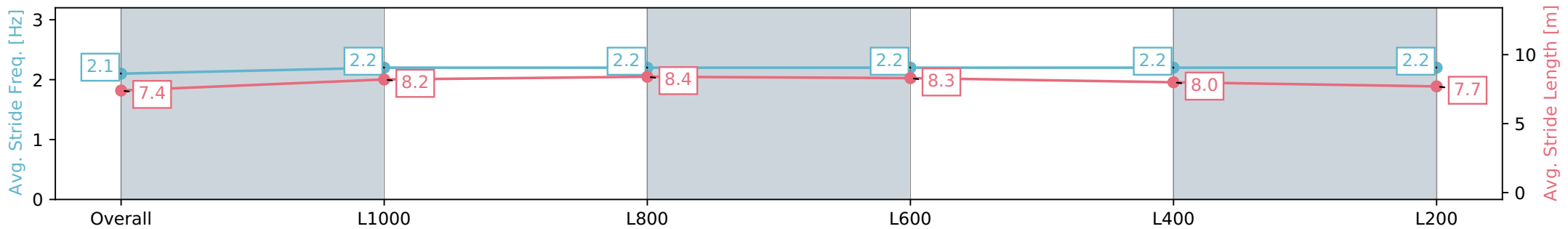
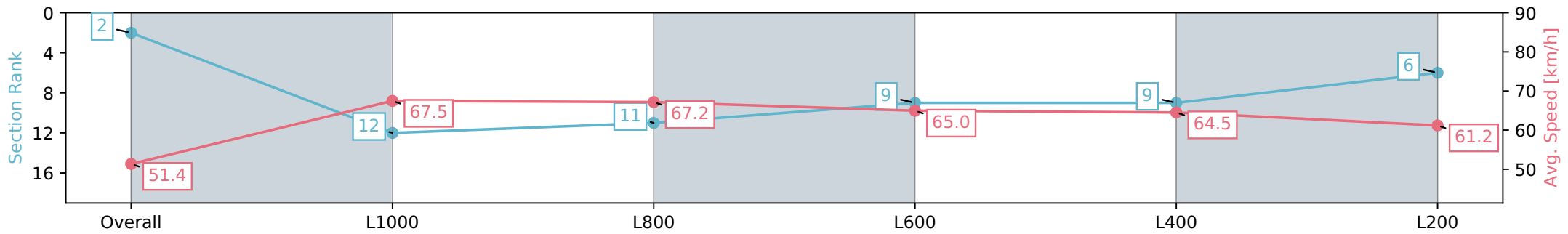
Race 10: Prime Irrigation Handicap - 1200m

25 May 2024 - 4:24PM

Track Rating: Soft 5, Weather: Fine, Rail Position: True



Section	Overall	L1000	L800	L600	L400	L200
Section Times	1:09.77 [2] (0:14.02)	0:55.75 [12] (0:10.68)	0:45.07 [11] (0:10.85)	0:34.22 [9] (0:11.27)	0:22.95 [9] (0:11.17)	0:11.78 [6] (0:11.78)
Average Speed [km/h]	51.4	67.5	67.2	65.0	64.5	61.2
Top Speed [km/h]	66.0	68.9	68.8	65.6	65.3	62.6
Avg. Dist. to Rail [m]	6.5	3.0	4.0	4.4	8.3	8.6
Avg. Stride Freq. [Hz]	2.1	2.2	2.2	2.2	2.2	2.2
Avg. Stride Length [m]	7.4	8.2	8.4	8.3	8.0	7.7



- [] Ranking at each section and finish
- :-:- No data available at this section
- NA No data available

Horse/Jockey Name	KING MOYA/Ben Price
Finish Rank	3
Fastest Section Time (Section)	0:10.73 (L1000)
Top Speed [km/h] (Section)	68.3 (L1000)
Race State	Finished



Thomas Farms RC Murray Bridge SA - Professional

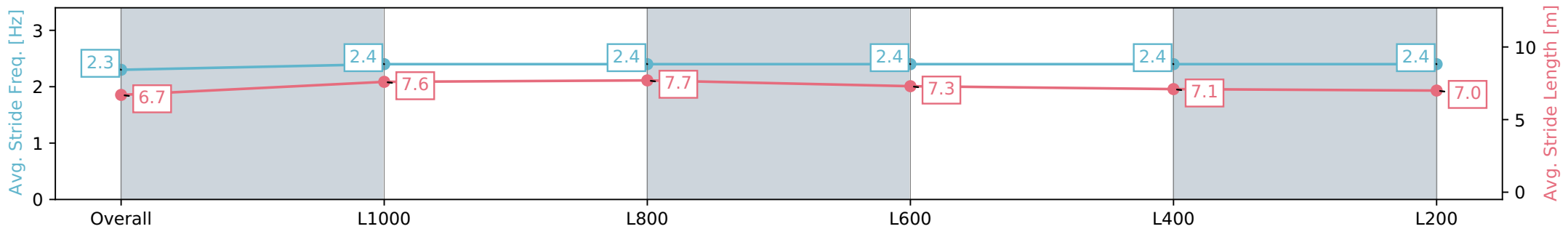
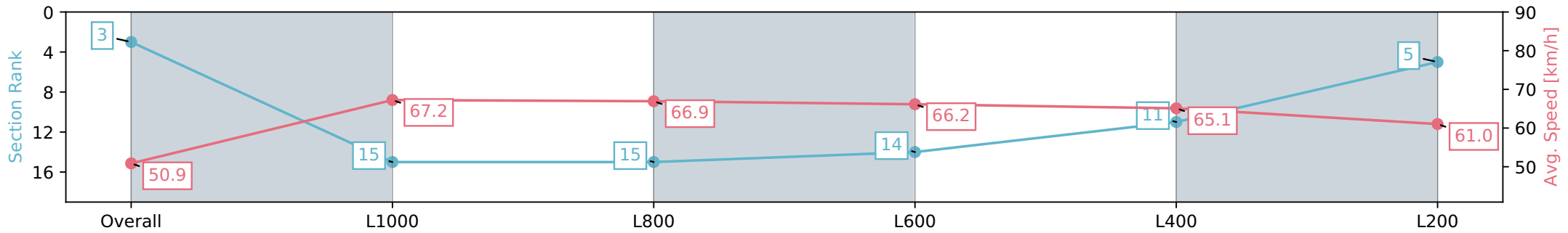
Race 10: Prime Irrigation Handicap - 1200m

25 May 2024 - 4:24PM

Track Rating: Soft 5, Weather: Fine, Rail Position: True



Section	Overall	L1000	L800	L600	L400	L200
Section Times	1:09.77 [3] (0:14.15)	0:55.62 [15] (0:10.73)	0:44.89 [15] (0:10.93)	0:33.96 [14] (0:11.08)	0:22.88 [11] (0:11.08)	0:11.80 [5] (0:11.80)
Average Speed [km/h]	50.9	67.2	66.9	66.2	65.1	61.0
Top Speed [km/h]	66.2	67.7	68.3	67.4	66.3	64.6
Avg. Dist. to Rail [m]	9.1	5.2	6.3	4.5	9.3	10.4
Avg. Stride Freq. [Hz]	2.3	2.4	2.4	2.4	2.4	2.4
Avg. Stride Length [m]	6.7	7.6	7.7	7.3	7.1	7.0



- [] Ranking at each section and finish
- :-:- No data available at this section
- NA No data available

Horse/Jockey Name	WILLYBEAFCTOR/Jason Holder
Finish Rank	4
Fastest Section Time (Section)	0:10.55 (L1000)
Top Speed [km/h] (Section)	69.1 (L1000)
Race State	Finished



Thomas Farms RC Murray Bridge SA - Professional

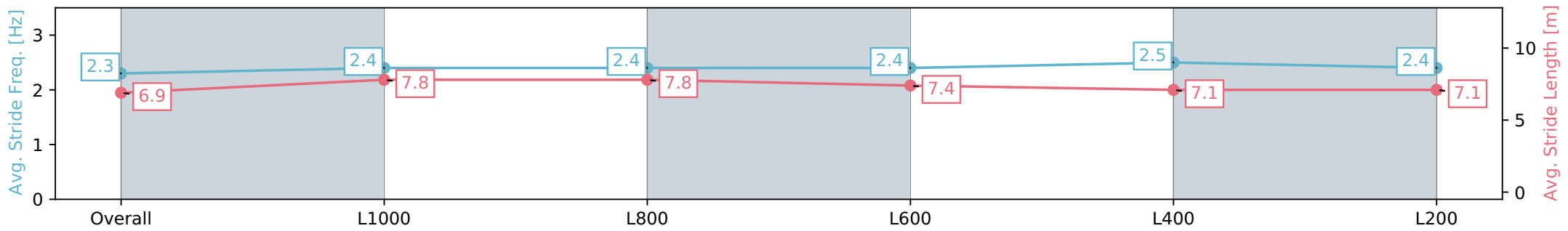
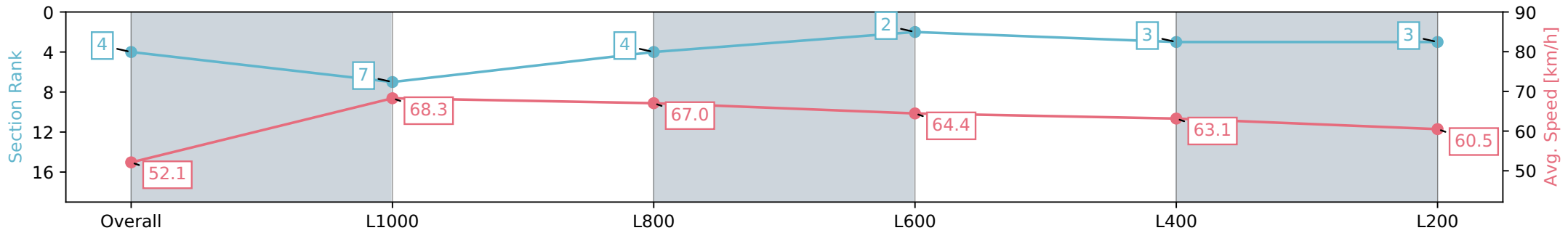
Race 10: Prime Irrigation Handicap - 1200m

25 May 2024 - 4:24PM

Track Rating: Soft 5, Weather: Fine, Rail Position: True



Section	Overall	L1000	L800	L600	L400	L200
Section Times	1:09.84 [4] (0:13.82)	0:56.02 [7] (0:10.55)	0:45.47 [4] (0:10.80)	0:34.67 [2] (0:11.38)	0:23.29 [3] (0:11.39)	0:11.90 [3] (0:11.90)
Average Speed [km/h]	52.1	68.3	67.0	64.4	63.1	60.5
Top Speed [km/h]	67.2	69.0	69.1	66.4	64.6	62.4
Avg. Dist. to Rail [m]	2.8	0.9	1.7	4.8	10.1	9.2
Avg. Stride Freq. [Hz]	2.3	2.4	2.4	2.4	2.5	2.4
Avg. Stride Length [m]	6.9	7.8	7.8	7.4	7.1	7.1



Report Created: Sat 25 May 2024 17:20:32 GMT+10 (Note: Timing is based on positional data)

- [] Ranking at each section and finish
- :-:- No data available at this section
- NA No data available



Horse/Jockey Name	AIGUILLETTE/Lachlan Neindorf
Finish Rank	5
Fastest Section Time (Section)	0:10.77 (L1000)
Top Speed [km/h] (Section)	67.4 (Overall)
Race State	Finished



Thomas Farms RC Murray Bridge SA - Professional

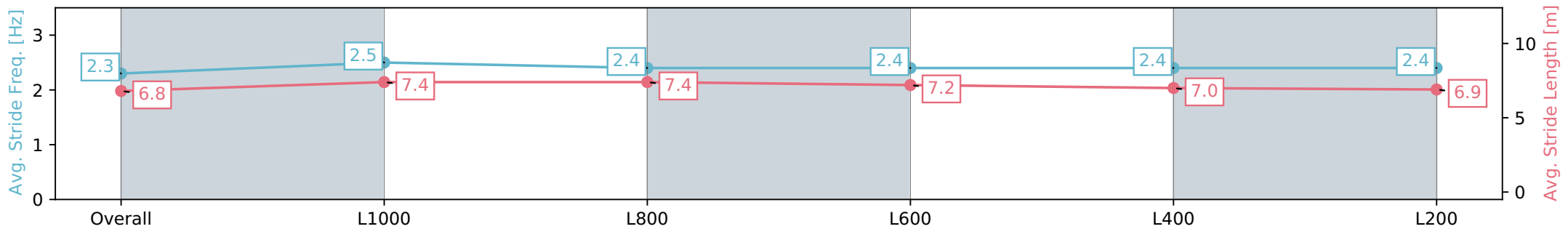
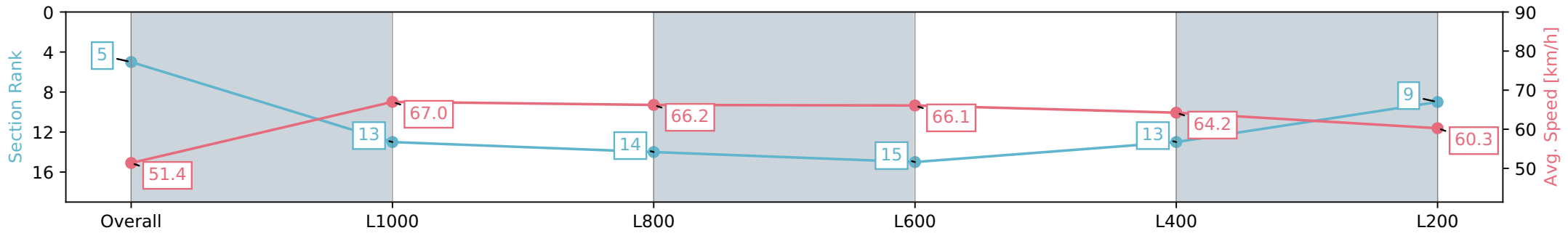
Race 10: Prime Irrigation Handicap - 1200m

25 May 2024 - 4:24PM

Track Rating: Soft 5, Weather: Fine, Rail Position: True



Section	Overall	L1000	L800	L600	L400	L200
Section Times	1:10.19 [5] (0:14.03)	0:56.16 [13] (0:10.77)	0:45.39 [14] (0:11.05)	0:34.34 [15] (0:11.17)	0:23.17 [13] (0:11.23)	0:11.94 [9] (0:11.94)
Average Speed [km/h]	51.4	67.0	66.2	66.1	64.2	60.3
Top Speed [km/h]	66.1	67.4	67.4	66.8	66.9	64.1
Avg. Dist. to Rail [m]	13.5	5.7	6.0	6.2	13.6	16.2
Avg. Stride Freq. [Hz]	2.3	2.5	2.4	2.4	2.4	2.4
Avg. Stride Length [m]	6.8	7.4	7.4	7.2	7.0	6.9



- [] Ranking at each section and finish
- :-:- No data available at this section
- NA No data available

Horse/Jockey Name	EL PASO CITIE/Neil Farley
Finish Rank	6
Fastest Section Time (Section)	0:10.56 (L1000)
Top Speed [km/h] (Section)	69.2 (Overall)
Race State	Finished



Thomas Farms RC Murray Bridge SA - Professional

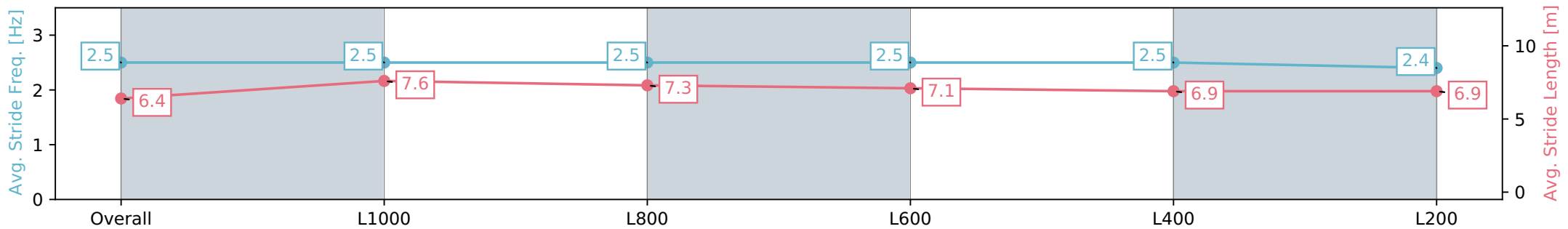
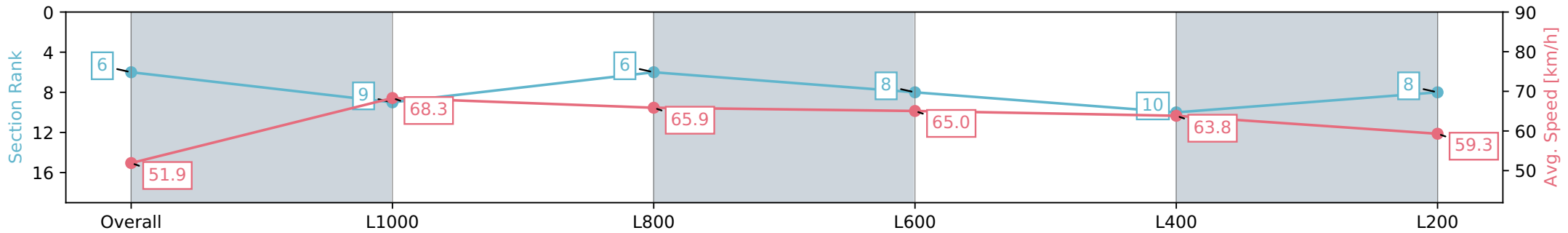
Race 10: Prime Irrigation Handicap - 1200m

25 May 2024 - 4:24PM

Track Rating: Soft 5, Weather: Fine, Rail Position: True



Section	Overall	L1000	L800	L600	L400	L200
Section Times	1:10.32 [6] (0:13.88)	0:56.44 [9] (0:10.56)	0:45.88 [6] (0:11.10)	0:34.78 [8] (0:11.34)	0:23.44 [10] (0:11.30)	0:12.14 [8] (0:12.14)
Average Speed [km/h]	51.9	68.3	65.9	65.0	63.8	59.3
Top Speed [km/h]	66.6	69.2	67.9	65.8	65.1	63.0
Avg. Dist. to Rail [m]	6.6	2.8	4.9	6.4	11.5	11.9
Avg. Stride Freq. [Hz]	2.5	2.5	2.5	2.5	2.5	2.4
Avg. Stride Length [m]	6.4	7.6	7.3	7.1	6.9	6.9



- [] Ranking at each section and finish
- :-:- No data available at this section
- NA No data available

Horse/Jockey Name	COOL THE JETS/Dom Tourneur
Finish Rank	7
Fastest Section Time (Section)	0:10.46 (L1000)
Top Speed [km/h] (Section)	69.4 (Overall)
Race State	Finished



Thomas Farms RC Murray Bridge SA - Professional

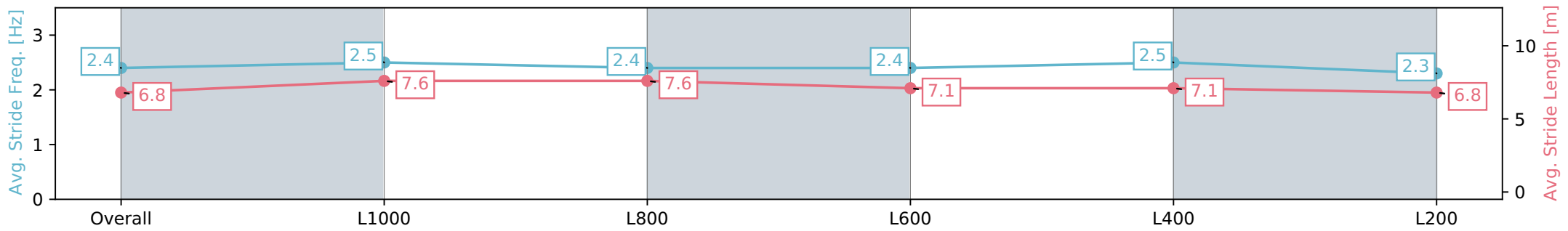
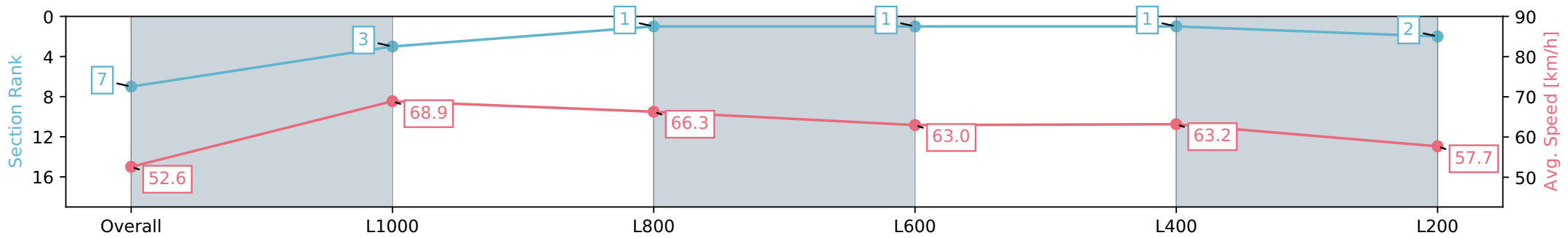
Race 10: Prime Irrigation Handicap - 1200m

25 May 2024 - 4:24PM

Track Rating: Soft 5, Weather: Fine, Rail Position: True



Section	Overall	L1000	L800	L600	L400	L200
Section Times	1:10.34 [7] (0:13.69)	0:56.65 [3] (0:10.46)	0:46.19 [1] (0:10.83)	0:35.36 [1] (0:11.49)	0:23.87 [1] (0:11.41)	0:12.46 [2] (0:12.46)
Average Speed [km/h]	52.6	68.9	66.3	63.0	63.2	57.7
Top Speed [km/h]	68.3	69.4	69.1	65.4	64.8	60.9
Avg. Dist. to Rail [m]	2.2	0.7	0.7	1.9	4.0	5.9
Avg. Stride Freq. [Hz]	2.4	2.5	2.4	2.4	2.5	2.3
Avg. Stride Length [m]	6.8	7.6	7.6	7.1	7.1	6.8



- [] Ranking at each section and finish
- :-:- No data available at this section
- NA No data available

Horse/Jockey Name	BELLALIQUÉ/Jake Toeroek
Finish Rank	8
Fastest Section Time (Section)	0:10.75 (L1000)
Top Speed [km/h] (Section)	68.9 (L1000)
Race State	Finished



Thomas Farms RC Murray Bridge SA - Professional

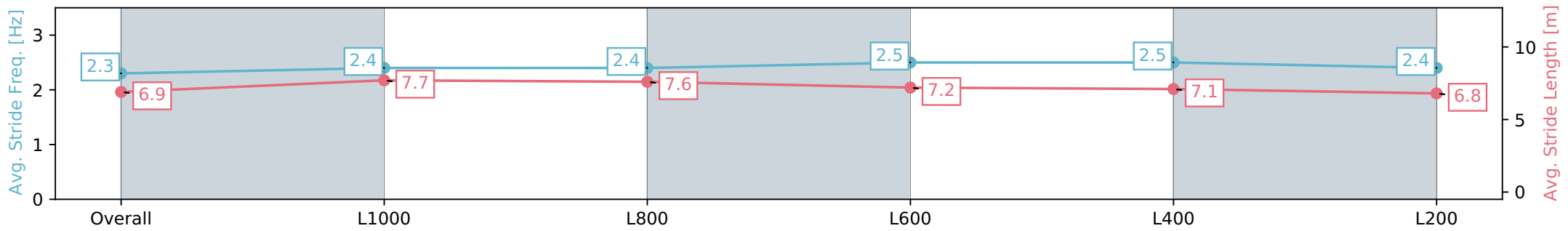
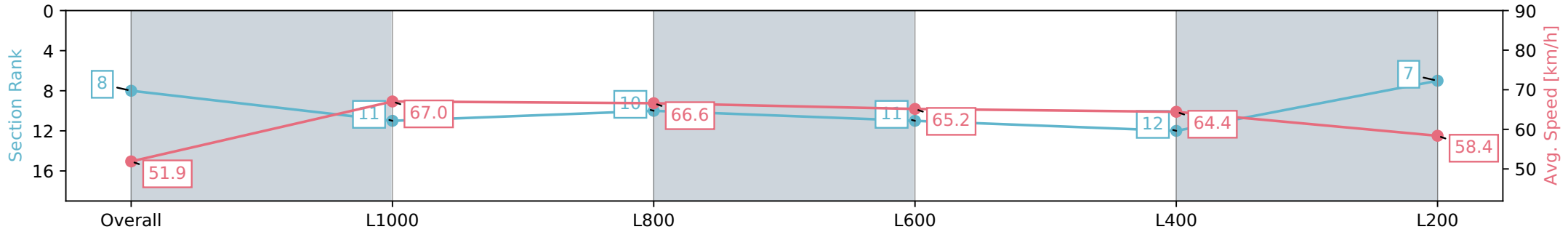
Race 10: Prime Irrigation Handicap - 1200m

25 May 2024 - 4:24PM

Track Rating: Soft 5, Weather: Fine, Rail Position: True



Section	Overall	L1000	L800	L600	L400	L200
Section Times	1:10.48 [8] (0:13.91)	0:56.57 [11] (0:10.75)	0:45.82 [10] (0:10.99)	0:34.83 [11] (0:11.32)	0:23.51 [12] (0:11.16)	0:12.35 [7] (0:12.35)
Average Speed [km/h]	51.9	67.0	66.6	65.2	64.4	58.4
Top Speed [km/h]	65.3	68.5	68.9	66.5	66.3	61.3
Avg. Dist. to Rail [m]	9.4	4.5	5.9	5.8	10.6	12.7
Avg. Stride Freq. [Hz]	2.3	2.4	2.4	2.5	2.5	2.4
Avg. Stride Length [m]	6.9	7.7	7.6	7.2	7.1	6.8



[] Ranking at each section and finish
 -:-:- No data available at this section
 NA No data available

Horse/Jockey Name	SCRIPTA/Adam McCabe
Finish Rank	9
Fastest Section Time (Section)	0:10.78 (L1000)
Top Speed [km/h] (Section)	68.0 (L1000)
Race State	Finished



Thomas Farms RC Murray Bridge SA - Professional

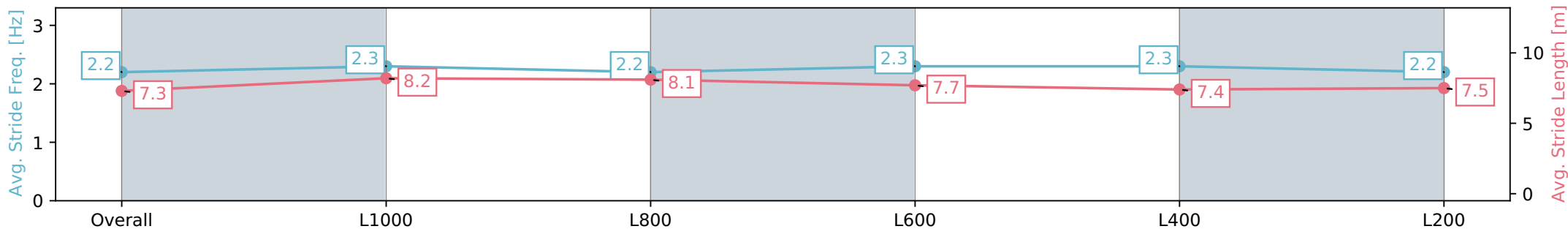
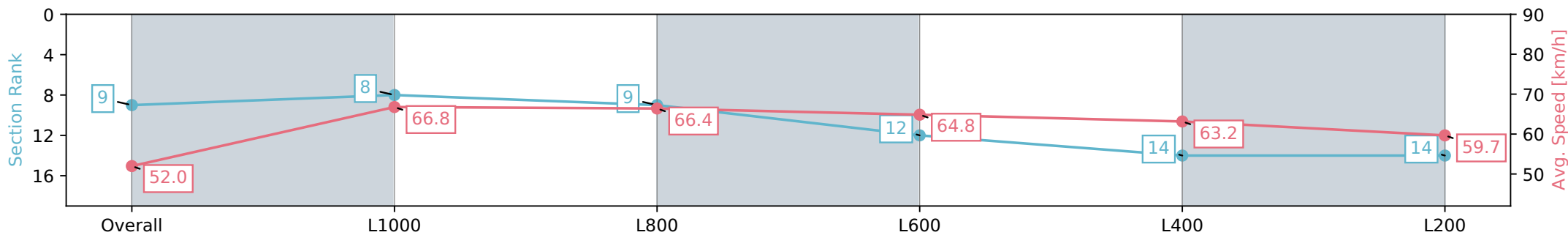
Race 10: Prime Irrigation Handicap - 1200m

25 May 2024 - 4:24PM

Track Rating: Soft 5, Weather: Fine, Rail Position: True



Section	Overall	L1000	L800	L600	L400	L200
Section Times	1:10.59 [9] (0:13.87)	0:56.72 [8] (0:10.78)	0:45.94 [9] (0:11.04)	0:34.90 [12] (0:11.46)	0:23.44 [14] (0:11.38)	0:12.06 [14] (0:12.06)
Average Speed [km/h]	52.0	66.8	66.4	64.8	63.2	59.7
Top Speed [km/h]	65.6	67.9	68.0	65.5	65.5	61.8
Avg. Dist. to Rail [m]	9.3	4.2	5.7	7.2	12.7	14.4
Avg. Stride Freq. [Hz]	2.2	2.3	2.2	2.3	2.3	2.2
Avg. Stride Length [m]	7.3	8.2	8.1	7.7	7.4	7.5



- [] Ranking at each section and finish
- :-:- No data available at this section
- NA No data available

Horse/Jockey Name	AZTEC DANCER/Teagan Voorham
Finish Rank	10
Fastest Section Time (Section)	0:10.75 (L1000)
Top Speed [km/h] (Section)	68.6 (L1000)
Race State	Finished



Thomas Farms RC Murray Bridge SA - Professional

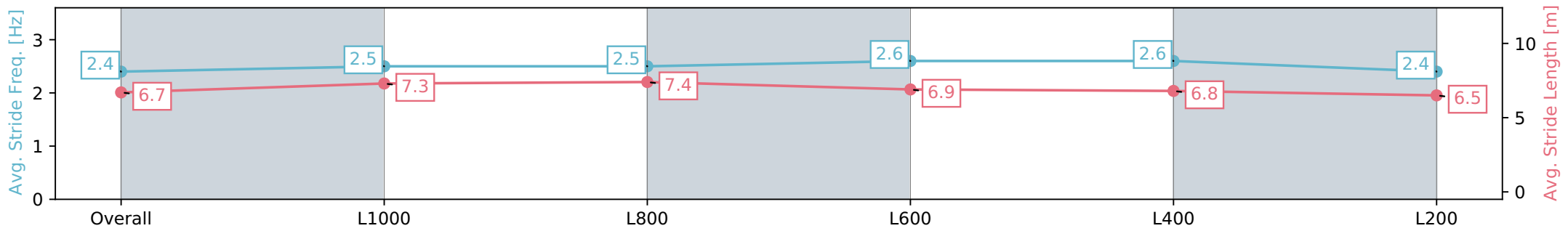
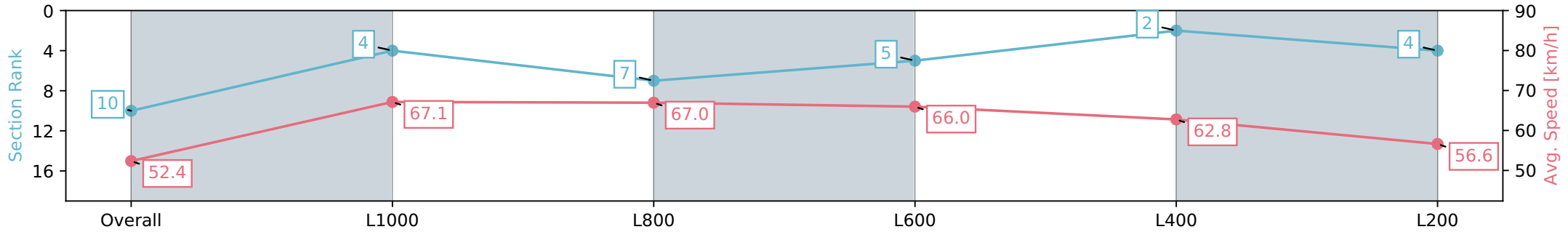
Race 10: Prime Irrigation Handicap - 1200m

25 May 2024 - 4:24PM

Track Rating: Soft 5, Weather: Fine, Rail Position: True



Section	Overall	L1000	L800	L600	L400	L200
Section Times	1:10.70 [10] (0:13.74)	0:56.96 [4] (0:10.75)	0:46.21 [7] (0:10.88)	0:35.33 [5] (0:11.13)	0:24.20 [2] (0:11.47)	0:12.73 [4] (0:12.73)
Average Speed [km/h]	52.4	67.1	67.0	66.0	62.8	56.6
Top Speed [km/h]	67.7	67.5	68.6	67.0	65.5	59.7
Avg. Dist. to Rail [m]	5.3	3.7	4.8	4.7	7.9	8.7
Avg. Stride Freq. [Hz]	2.4	2.5	2.5	2.6	2.6	2.4
Avg. Stride Length [m]	6.7	7.3	7.4	6.9	6.8	6.5



Report Created: Sat 25 May 2024 17:20:49 GMT+10 (Note: Timing is based on positional data)

- [] Ranking at each section and finish
- :-:- No data available at this section
- NA No data available

Horse/Jockey Name	LOVE THE ACTION/Jacob Opperman
Finish Rank	11
Fastest Section Time (Section)	0:10.64 (L1000)
Top Speed [km/h] (Section)	68.6 (L1000)
Race State	Finished



Thomas Farms RC Murray Bridge SA - Professional

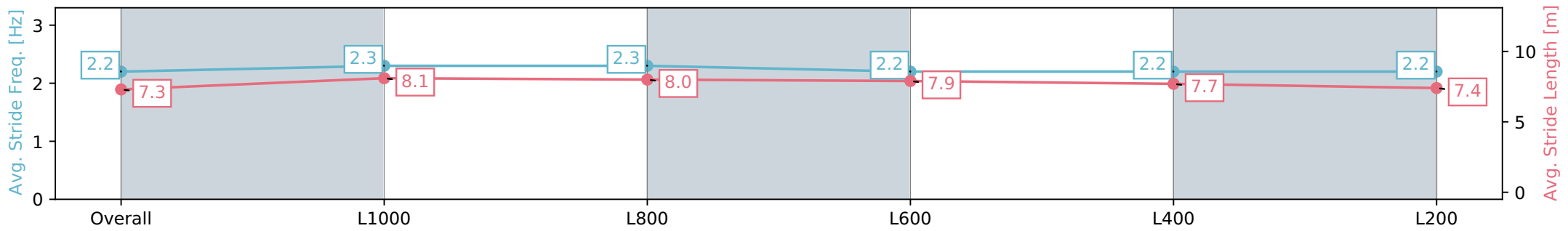
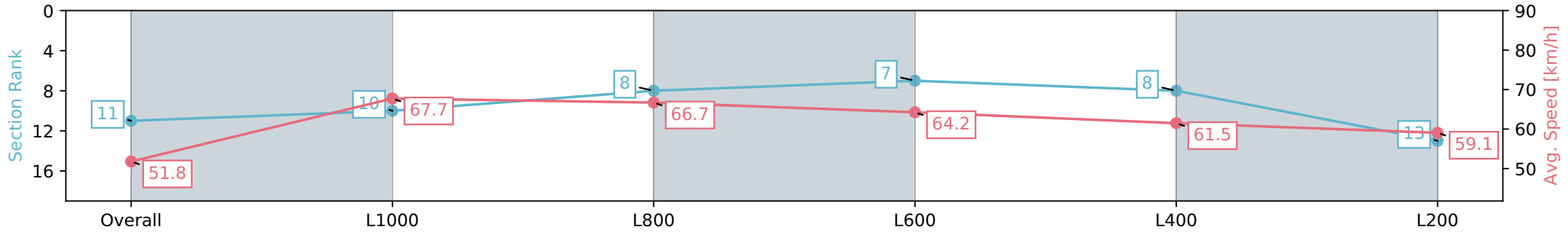
Race 10: Prime Irrigation Handicap - 1200m

25 May 2024 - 4:24PM

Track Rating: Soft 5, Weather: Fine, Rail Position: True



Section	Overall	L1000	L800	L600	L400	L200
Section Times	1:10.72 [11] (0:13.91)	0:56.81 [10] (0:10.64)	0:46.17 [8] (0:10.90)	0:35.27 [7] (0:11.37)	0:23.90 [8] (0:11.69)	0:12.21 [13] (0:12.21)
Average Speed [km/h]	51.8	67.7	66.7	64.2	61.5	59.1
Top Speed [km/h]	67.4	68.1	68.6	65.0	64.0	60.0
Avg. Dist. to Rail [m]	2.3	2.3	4.1	3.0	5.9	8.6
Avg. Stride Freq. [Hz]	2.2	2.3	2.3	2.2	2.2	2.2
Avg. Stride Length [m]	7.3	8.1	8.0	7.9	7.7	7.4



[] Ranking at each section and finish
 -:-:- No data available at this section
 NA No data available

Horse/Jockey Name	BROOKLYN BABY/John Keating
Finish Rank	12
Fastest Section Time (Section)	0:10.65 (L1000)
Top Speed [km/h] (Section)	68.6 (Overall)
Race State	Finished



Thomas Farms RC Murray Bridge SA - Professional

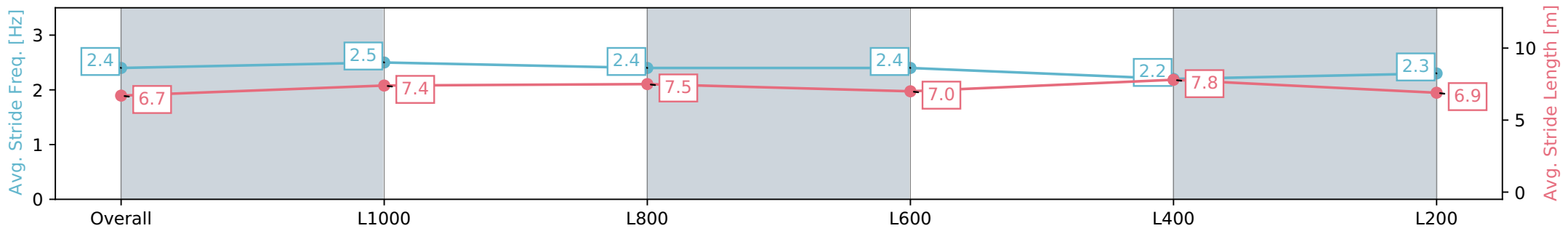
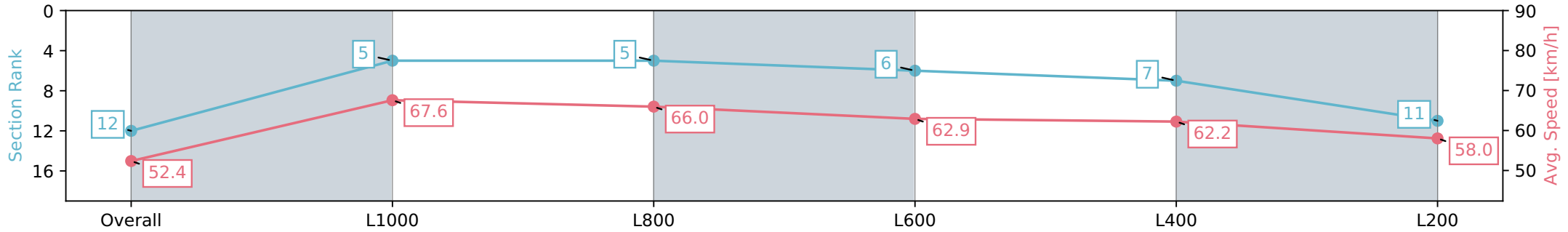
Race 10: Prime Irrigation Handicap - 1200m

25 May 2024 - 4:24PM

Track Rating: Soft 5, Weather: Fine, Rail Position: True



Section	Overall	L1000	L800	L600	L400	L200
Section Times	1:10.76 [12] (0:13.77)	0:56.99 [5] (0:10.65)	0:46.34 [5] (0:10.98)	0:35.36 [6] (0:11.40)	0:23.96 [7] (0:11.56)	0:12.40 [11] (0:12.40)
Average Speed [km/h]	52.4	67.6	66.0	62.9	62.2	58.0
Top Speed [km/h]	66.6	68.6	68.4	64.0	63.6	60.0
Avg. Dist. to Rail [m]	1.2	1.8	2.7	1.3	2.7	5.9
Avg. Stride Freq. [Hz]	2.4	2.5	2.4	2.4	2.2	2.3
Avg. Stride Length [m]	6.7	7.4	7.5	7.0	7.8	6.9



Report Created: Sat 25 May 2024 17:20:55 GMT+10 (Note: Timing is based on positional data)

- [] Ranking at each section and finish
- :-:- No data available at this section
- NA No data available

Horse/Jockey Name	DAWNBURST/Rochelle Milnes
Finish Rank	13
Fastest Section Time (Section)	0:10.98 (L1000)
Top Speed [km/h] (Section)	68.0 (L1000)
Race State	Finished



Thomas Farms RC Murray Bridge SA - Professional

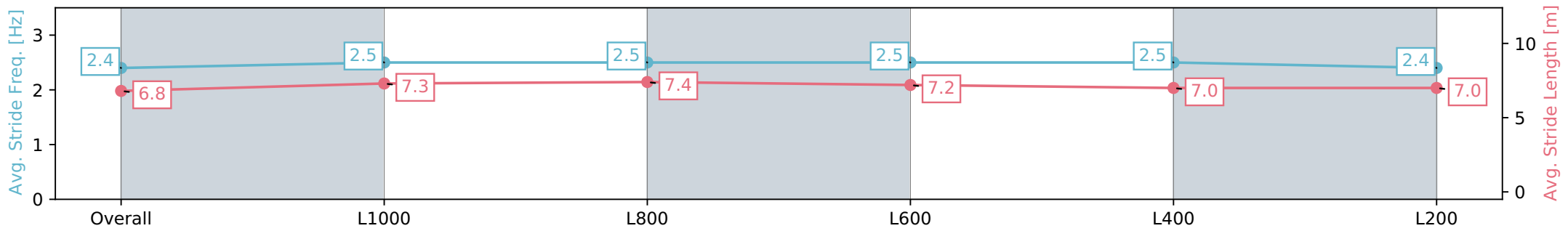
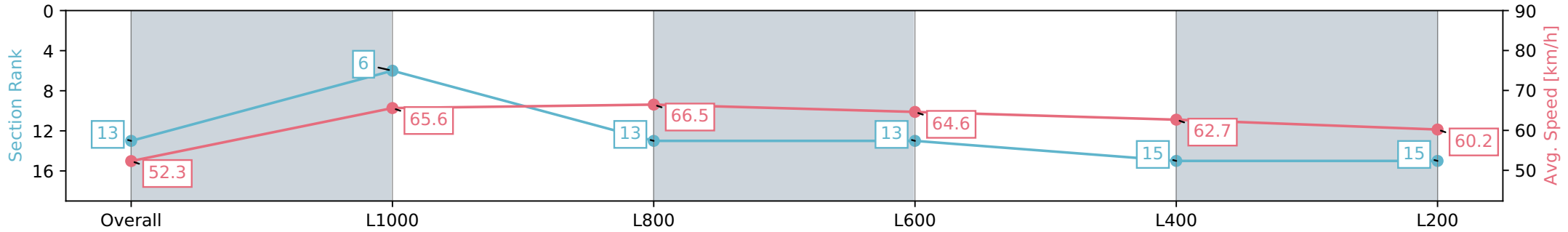
Race 10: Prime Irrigation Handicap - 1200m

25 May 2024 - 4:24PM

Track Rating: Soft 5, Weather: Fine, Rail Position: True



Section	Overall	L1000	L800	L600	L400	L200
Section Times	1:10.78 [13] (0:13.79)	0:56.99 [6] (0:10.98)	0:46.01 [13] (0:11.02)	0:34.99 [13] (0:11.55)	0:23.44 [15] (0:11.47)	0:11.97 [15] (0:11.97)
Average Speed [km/h]	52.3	65.6	66.5	64.6	62.7	60.2
Top Speed [km/h]	66.3	67.4	68.0	65.8	65.1	62.1
Avg. Dist. to Rail [m]	11.6	4.6	6.3	8.0	12.3	12.7
Avg. Stride Freq. [Hz]	2.4	2.5	2.5	2.5	2.5	2.4
Avg. Stride Length [m]	6.8	7.3	7.4	7.2	7.0	7.0



- [] Ranking at each section and finish
- :-:- No data available at this section
- NA No data available

Horse/Jockey Name	KINGSON/Felicity Atkinson
Finish Rank	14
Fastest Section Time (Section)	0:10.68 (L1000)
Top Speed [km/h] (Section)	68.6 (L1000)
Race State	Finished



Thomas Farms RC Murray Bridge SA - Professional

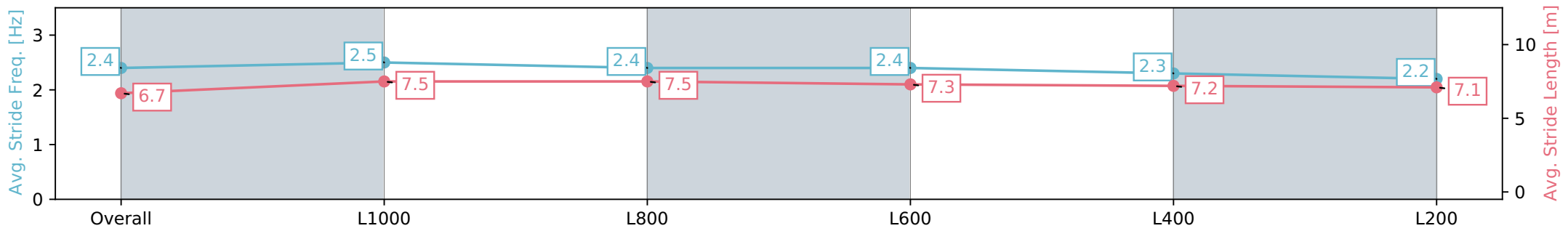
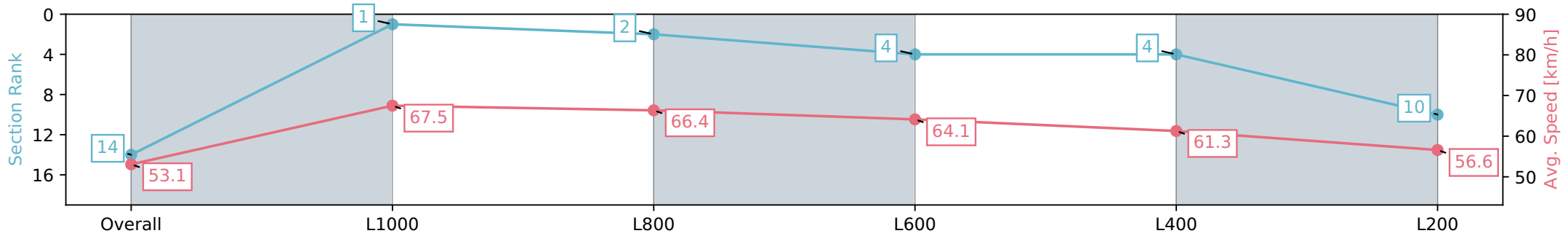
Race 10: Prime Irrigation Handicap - 1200m

25 May 2024 - 4:24PM

Track Rating: Soft 5, Weather: Fine, Rail Position: True



Section	Overall	L1000	L800	L600	L400	L200
Section Times	1:11.04 [14] (0:13.57)	0:57.46 [1] (0:10.68)	0:46.78 [2] (0:10.96)	0:35.82 [4] (0:11.35)	0:24.47 [4] (0:11.76)	0:12.71 [10] (0:12.71)
Average Speed [km/h]	53.1	67.5	66.4	64.1	61.3	56.6
Top Speed [km/h]	67.2	68.5	68.6	65.2	63.4	58.8
Avg. Dist. to Rail [m]	8.3	3.3	4.0	2.5	4.5	5.8
Avg. Stride Freq. [Hz]	2.4	2.5	2.4	2.4	2.3	2.2
Avg. Stride Length [m]	6.7	7.5	7.5	7.3	7.2	7.1



[] Ranking at each section and finish
 -:-:- No data available at this section
 NA No data available

Horse/Jockey Name	CLASSY REBEL/Justin Potter
Finish Rank	15
Fastest Section Time (Section)	0:10.66 (L1000)
Top Speed [km/h] (Section)	68.0 (Overall)
Race State	Finished



Thomas Farms RC Murray Bridge SA - Professional

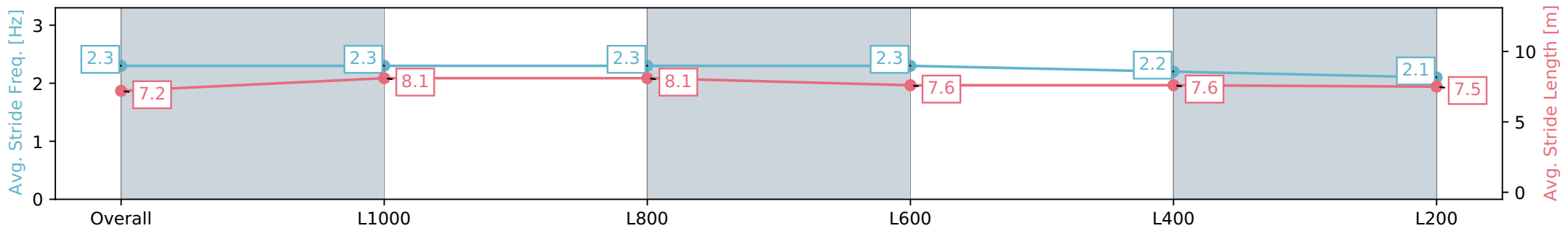
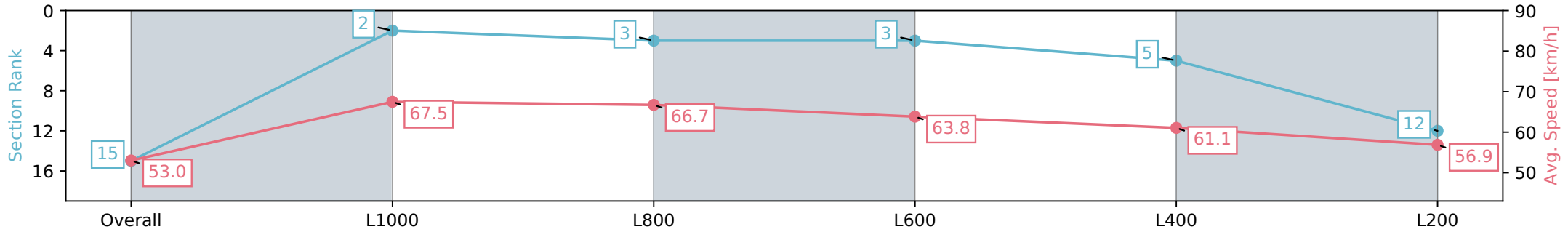
Race 10: Prime Irrigation Handicap - 1200m

25 May 2024 - 4:24PM

Track Rating: Soft 5, Weather: Fine, Rail Position: True



Section	Overall	L1000	L800	L600	L400	L200
Section Times	1:11.04 [15] (0:13.60)	0:57.44 [2] (0:10.66)	0:46.78 [3] (0:10.92)	0:35.86 [3] (0:11.42)	0:24.44 [5] (0:11.78)	0:12.66 [12] (0:12.66)
Average Speed [km/h]	53.0	67.5	66.7	63.8	61.1	56.9
Top Speed [km/h]	67.0	68.0	67.7	64.8	63.3	58.9
Avg. Dist. to Rail [m]	5.0	3.2	4.4	2.7	6.1	7.2
Avg. Stride Freq. [Hz]	2.3	2.3	2.3	2.3	2.2	2.1
Avg. Stride Length [m]	7.2	8.1	8.1	7.6	7.6	7.5



- [] Ranking at each section and finish
- :-:- No data available at this section
- NA No data available

Horse/Jockey Name	HEAD FIRST/Margaret Collett
Finish Rank	16
Fastest Section Time (Section)	0:10.84 (L1000)
Top Speed [km/h] (Section)	69.1 (L1000)
Race State	Finished



Thomas Farms RC Murray Bridge SA - Professional

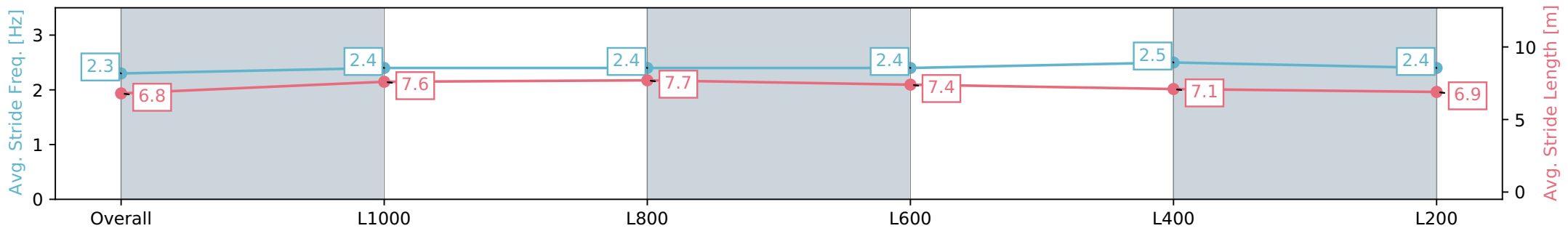
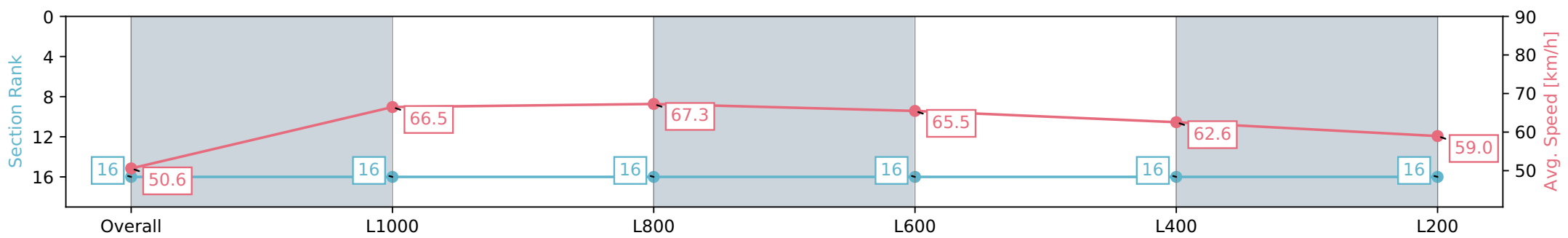
Race 10: Prime Irrigation Handicap - 1200m

25 May 2024 - 4:24PM

Track Rating: Soft 5, Weather: Fine, Rail Position: True



Section	Overall	L1000	L800	L600	L400	L200
Section Times	1:11.18 [16] (0:14.27)	0:56.91 [16] (0:10.84)	0:46.07 [16] (0:10.89)	0:35.18 [16] (0:11.46)	0:23.72 [16] (0:11.49)	0:12.23 [16] (0:12.23)
Average Speed [km/h]	50.6	66.5	67.3	65.5	62.6	59.0
Top Speed [km/h]	64.1	67.7	69.1	66.5	64.9	61.4
Avg. Dist. to Rail [m]	11.7	5.5	6.8	9.0	13.3	13.3
Avg. Stride Freq. [Hz]	2.3	2.4	2.4	2.4	2.5	2.4
Avg. Stride Length [m]	6.8	7.6	7.7	7.4	7.1	6.9



- [] Ranking at each section and finish
- :-:- No data available at this section
- NA No data available