



RACINGSA

# Thomas Farms RC Murray Bridge SA

## Race 9: B & L Cox Electrical Handicap - 1200m

25 May 2024 - 3:49PM



Murray Bridge  
Racing Club

Track Rating: Soft 5, Weather: Fine, Rail Position: True

Section Field Times							Overall	L1000	L800	L600	L400	L200		
							1:08.76 (0:13.71)	0:55.05 (0:10.63)	0:44.41 (0:10.89)	0:33.53 (0:11.04)	0:22.48 (0:10.95)	0:11.53 (0:11.53)		
Position	#	Horse/Jockey	Barrier	Top Speed [km/h]	Fastest Section	First 400m						Margin	Distance Travelled From Winner [m]	
1	9	<b>PRESS DOWN</b> Neil Farley	3	68.5 1000-800	0:10.68 1000-800	0:24.42	1:08.76 (0:13.74)	0:55.02 [3] (0:10.68)	0:44.34 [2] (0:10.84)	0:33.50 [2] (0:11.01)	0:22.49 [1] (0:10.96)	0:11.53 [1] (0:11.53)	1:08.76	
2	11	<b>TURF DECISION</b> Dom Tourneur	12	68.8 1000-800	0:10.59 1000-800	0:25.09	1:09.23 (0:14.50)	0:54.73 [13] (0:10.59)	0:44.14 [11] (0:10.69)	0:33.45 [9] (0:11.01)	0:22.44 [9] (0:11.03)	0:11.41 [8] (0:11.41)	3.0L	+1
3	6	<b>KARACASU</b> Jake Toeroek	5	68.7 1000-800	0:10.79 1000-800	0:24.82	1:09.33 (0:14.03)	0:55.30 [8] (0:10.79)	0:44.51 [7] (0:10.81)	0:33.70 [8] (0:11.09)	0:22.61 [8] (0:10.92)	0:11.69 [3] (0:11.69)	3.6L	+3
4	13	<b>SWEET BABY BOOM</b> Kayla Crowther	14	68.2 1200-1000	0:10.63 1000-800	0:24.34	1:09.42 (0:13.71)	0:55.71 [1] (0:10.63)	0:45.08 [1] (0:10.89)	0:34.19 [1] (0:11.16)	0:23.03 [2] (0:11.13)	0:11.90 [2] (0:11.90)	4.2L	+2
5	14	<b>ROCKSTAR MEGGSY</b> Jessica Eaton	6	70.8 1000-800	0:10.72 800-600	0:25.26	1:09.70 (0:14.46)	0:55.24 [12] (0:10.80)	0:44.44 [13] (0:10.72)	0:33.72 [12] (0:11.04)	0:22.68 [10] (0:10.99)	0:11.69 [9] (0:11.69)	5.9L	+2
6	8	<b>ANILLA</b> Jason Holder	4	68.9 1000-800	0:10.70 1000-800	0:24.62	1:09.73 (0:13.92)	0:55.81 [5] (0:10.70)	0:45.11 [6] (0:10.75)	0:34.36 [5] (0:11.17)	0:23.19 [4] (0:11.17)	0:12.02 [4] (0:12.02)	6.1L	+0
7	10	<b>DELIGHTFUL SHECKY</b> Todd Pannell	10	69.0 1000-800	0:10.67 1000-800	0:24.61	1:09.82 (0:13.94)	0:55.88 [6] (0:10.67)	0:45.21 [5] (0:10.80)	0:34.41 [6] (0:11.15)	0:23.26 [6] (0:11.18)	0:12.08 [6] (0:12.08)	6.7L	+3
8	4	<b>OCEAN REWARD</b> Adam McCabe	7	68.7 1000-800	0:10.79 1000-800	0:24.52	1:09.84 (0:13.73)	0:56.11 [2] (0:10.79)	0:45.32 [3] (0:10.80)	0:34.52 [4] (0:11.23)	0:23.29 [5] (0:11.18)	0:12.11 [5] (0:12.11)	6.8L	+5
9	7	<b>ASTON RAPOVA</b> Justin Potter	1	68.4 1000-800	0:10.75 800-600	0:24.56	1:10.01 (0:13.78)	0:56.23 [4] (0:10.78)	0:45.45 [4] (0:10.75)	0:34.70 [3] (0:11.11)	0:23.59 [3] (0:11.33)	0:12.26 [7] (0:12.26)	7.8L	-2
10	3	<b>LARIMER STREET</b> Margaret Collett	11	67.8 1000-800	0:10.95 400-200	0:25.11	1:10.10 (0:14.11)	0:55.99 [11] (0:11.00)	0:44.99 [12] (0:10.96)	0:34.03 [13] (0:11.23)	0:22.80 [13] (0:10.95)	0:11.85 [11] (0:11.85)	8.4L	+6

Scratched: Picargo (#5), Classy Kenny (#15)

Report Created: Sat 25 May 2024 16:40:23 GMT+10 (Note: Timing is based on positional data)

- [ ] Position in running at each section and finish
- # Saddle cloth number
- :-:- No data available at this section
- DNF Did not finish
- NA No data available
- DNT Did not track
- █ Background shading for fastest section



# Thomas Farms RC Murray Bridge SA

## Race 9: B & L Cox Electrical Handicap - 1200m

25 May 2024 - 3:49PM



Track Rating: Soft 5, Weather: Fine, Rail Position: True

Section Field Times							Overall	L1000	L800	L600	L400	L200		
							1:08.76 (0:13.71)	0:55.05 (0:10.63)	0:44.41 (0:10.89)	0:33.53 (0:11.04)	0:22.48 (0:10.95)	0:11.53 (0:11.53)	Margin	Distance Travelled From Winner [m]
Position	#	Horse/Jockey	Barrier	Top Speed [km/h]	Fastest Section	First 400m								
11	2	<b>MONTIGN</b> Felicity Atkinson	8	67.7 1000-800	0:10.87 1000-800	0:24.82	1:10.13 (0:13.95)	0:56.18 [7] (0:10.87)	0:45.31 [8] (0:10.97)	0:34.34 [10] (0:11.39)	0:22.95 [12] (0:11.28)	0:11.67 [13] (0:11.67)	8.6L	+3
12	1	<b>LORD VLADIVOSTOK</b> Rochelle Milnes	2	68.8 1000-800	0:10.74 800-600	0:24.82	1:10.18 (0:14.03)	0:56.15 [9] (0:10.79)	0:45.36 [9] (0:10.74)	0:34.62 [7] (0:11.06)	0:23.56 [7] (0:11.42)	0:12.14 [10] (0:12.14)	8.9L	-2
13	12	<b>BUBBLE OVER</b> Teagan Voorham	9	67.6 1000-800	0:10.82 1000-800	0:24.91	1:10.34 (0:14.09)	0:56.25 [10] (0:10.82)	0:45.43 [10] (0:10.99)	0:34.44 [11] (0:11.18)	0:23.26 [11] (0:11.28)	0:11.98 [12] (0:11.98)	9.9L	+4

Scratched: Picargo (#5), Classy Kenny (#15)

- [ ] Position in running at each section and finish # Saddle cloth number
- :-:- No data available at this section DNF Did not finish
- NA No data available DNT Did not track
- █ Background shading for fastest section

Horse/Jockey Name	PRESS DOWN/Neil Farley
Finish Rank	1
Fastest Section Time (Section)	0:10.68 (L1000)
Top Speed [km/h] (Section)	68.5 (L1000)
Race State	Finished



Thomas Farms RC Murray Bridge SA - Professional

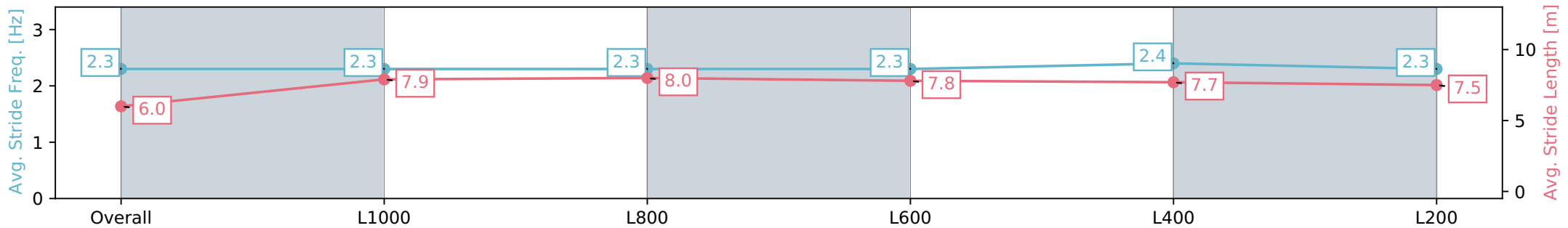
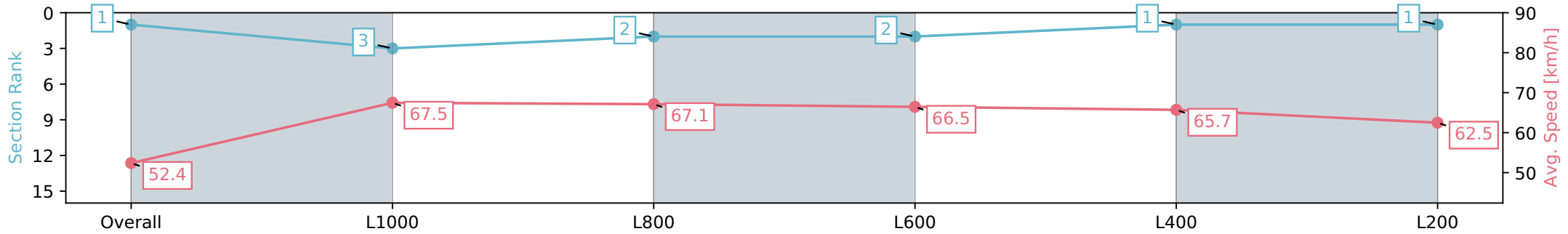
Race 9: B & L Cox Electrical Handicap - 1200m

25 May 2024 - 3:49PM

Track Rating: Soft 5, Weather: Fine, Rail Position: True



Section	Overall	L1000	L800	L600	L400	L200
Section Times	1:08.76 [1] (0:13.74)	0:55.02 [3] (0:10.68)	0:44.34 [2] (0:10.84)	0:33.50 [2] (0:11.01)	0:22.49 [1] (0:10.96)	0:11.53 [1] (0:11.53)
Average Speed [km/h]	52.4	67.5	67.1	66.5	65.7	62.5
Top Speed [km/h]	66.6	68.3	68.5	67.5	66.6	64.4
Avg. Dist. to Rail [m]	3.7	2.8	4.5	3.4	6.1	6.9
Avg. Stride Freq. [Hz]	2.3	2.3	2.3	2.3	2.4	2.3
Avg. Stride Length [m]	6.0	7.9	8.0	7.8	7.7	7.5



- [ ] Ranking at each section and finish
- :-:- No data available at this section
- NA No data available

Horse/Jockey Name	TURF DECISION/Dom Tourneur
Finish Rank	2
Fastest Section Time (Section)	0:10.59 (L1000)
Top Speed [km/h] (Section)	68.8 (L1000)
Race State	Finished



Thomas Farms RC Murray Bridge SA - Professional

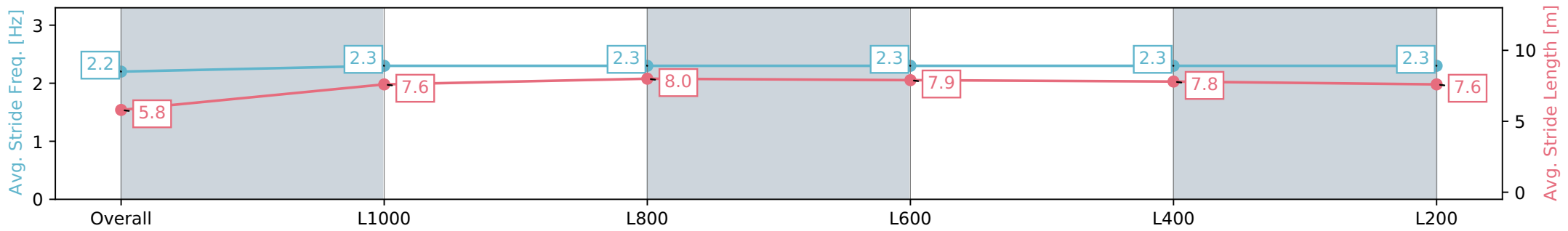
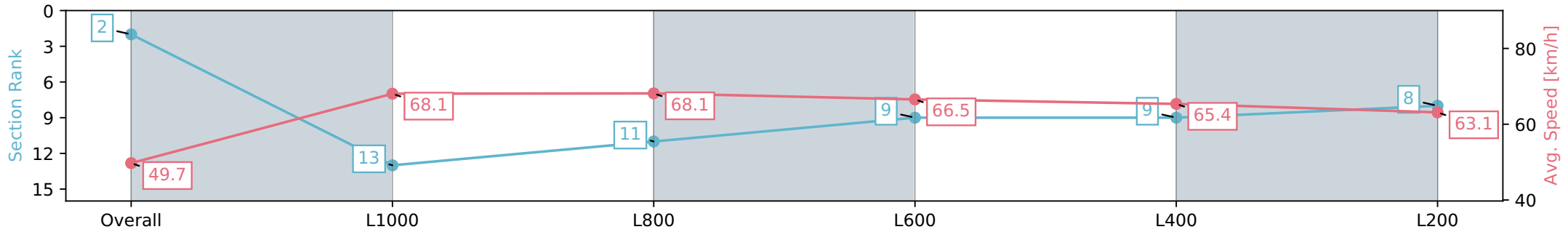
Race 9: B & L Cox Electrical Handicap - 1200m

25 May 2024 - 3:49PM

Track Rating: Soft 5, Weather: Fine, Rail Position: True



Section	Overall	L1000	L800	L600	L400	L200
Section Times	1:09.23 [2] (0:14.50)	0:54.73 [13] (0:10.59)	0:44.14 [11] (0:10.69)	0:33.45 [9] (0:11.01)	0:22.44 [9] (0:11.03)	0:11.41 [8] (0:11.41)
Average Speed [km/h]	49.7	68.1	68.1	66.5	65.4	63.1
Top Speed [km/h]	66.3	68.7	68.8	68.1	66.0	65.3
Avg. Dist. to Rail [m]	7.2	2.7	4.0	4.5	10.0	11.5
Avg. Stride Freq. [Hz]	2.2	2.3	2.3	2.3	2.3	2.3
Avg. Stride Length [m]	5.8	7.6	8.0	7.9	7.8	7.6



- [ ] Ranking at each section and finish
- :-:- No data available at this section
- NA No data available

Horse/Jockey Name	KARACASU/Jake Toeroek
Finish Rank	3
Fastest Section Time (Section)	0:10.79 (L1000)
Top Speed [km/h] (Section)	68.7 (L1000)
Race State	Finished



Thomas Farms RC Murray Bridge SA - Professional

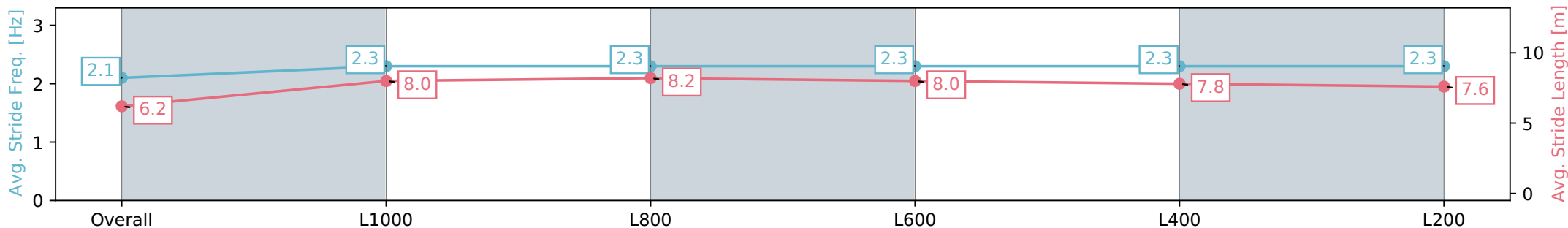
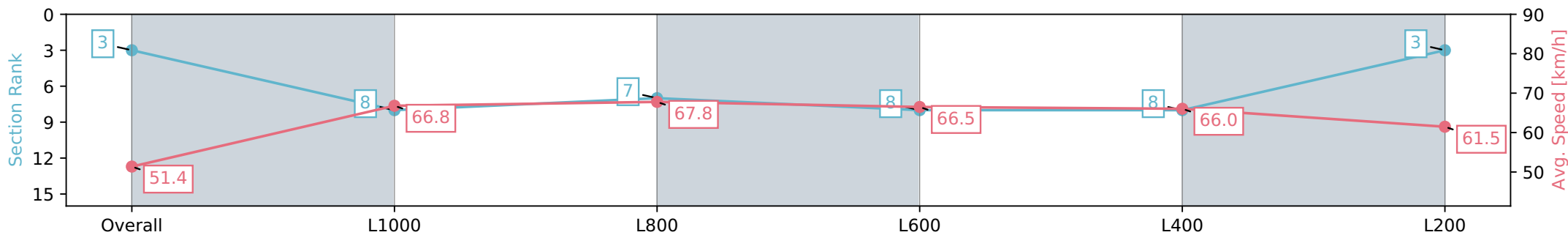
Race 9: B & L Cox Electrical Handicap - 1200m

25 May 2024 - 3:49PM

Track Rating: Soft 5, Weather: Fine, Rail Position: True



Section	Overall	L1000	L800	L600	L400	L200
Section Times	1:09.33 [3] (0:14.03)	0:55.30 [8] (0:10.79)	0:44.51 [7] (0:10.81)	0:33.70 [8] (0:11.09)	0:22.61 [8] (0:10.92)	0:11.69 [3] (0:11.69)
Average Speed [km/h]	51.4	66.8	67.8	66.5	66.0	61.5
Top Speed [km/h]	65.9	67.4	68.7	67.8	67.7	64.2
Avg. Dist. to Rail [m]	5.0	3.6	5.7	6.0	10.0	10.2
Avg. Stride Freq. [Hz]	2.1	2.3	2.3	2.3	2.3	2.3
Avg. Stride Length [m]	6.2	8.0	8.2	8.0	7.8	7.6



- [ ] Ranking at each section and finish
- :-:- No data available at this section
- NA No data available

Horse/Jockey Name	SWEET BABY BOOM/Kayla Crowther
Finish Rank	4
Fastest Section Time (Section)	0:10.63 (L1000)
Top Speed [km/h] (Section)	68.2 (Overall)
Race State	Finished



Thomas Farms RC Murray Bridge SA - Professional

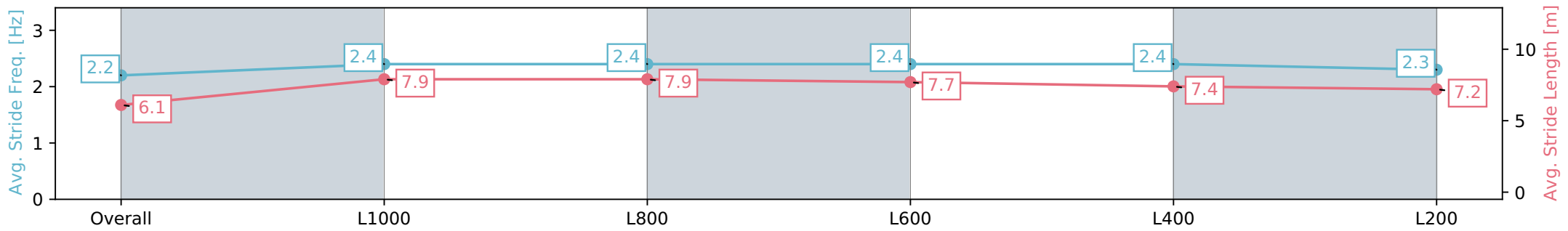
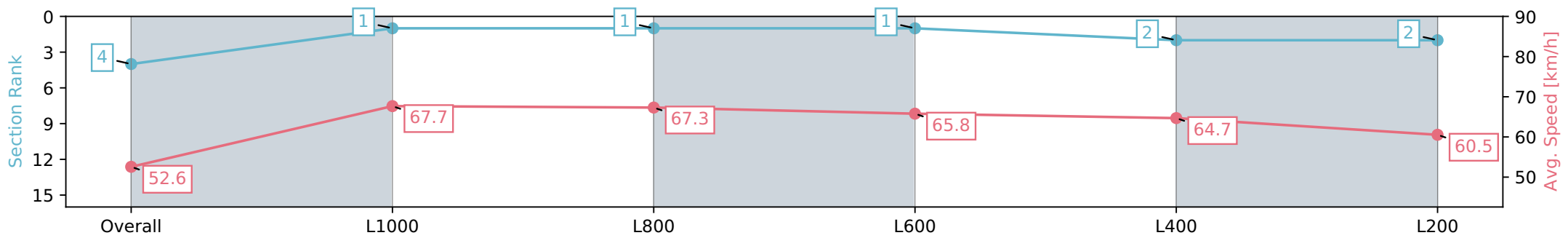
Race 9: B & L Cox Electrical Handicap - 1200m

25 May 2024 - 3:49PM

Track Rating: Soft 5, Weather: Fine, Rail Position: True



Section	Overall	L1000	L800	L600	L400	L200
Section Times	1:09.42 [4] (0:13.71)	0:55.71 [1] (0:10.63)	0:45.08 [1] (0:10.89)	0:34.19 [1] (0:11.16)	0:23.03 [2] (0:11.13)	0:11.90 [2] (0:11.90)
Average Speed [km/h]	52.6	67.7	67.3	65.8	64.7	60.5
Top Speed [km/h]	67.8	68.2	68.0	66.7	65.6	63.0
Avg. Dist. to Rail [m]	10.9	4.6	5.5	4.7	8.7	9.3
Avg. Stride Freq. [Hz]	2.2	2.4	2.4	2.4	2.4	2.3
Avg. Stride Length [m]	6.1	7.9	7.9	7.7	7.4	7.2



Report Created: Sat 25 May 2024 16:40:34 GMT+10 (Note: Timing is based on positional data)

- [ ] Ranking at each section and finish
- :-:- No data available at this section
- NA No data available



Horse/Jockey Name	ROCKSTAR MEGGSY/Jessica Eaton
Finish Rank	5
Fastest Section Time (Section)	0:10.72 (L800)
Top Speed [km/h] (Section)	70.8 (L1000)
Race State	Finished



Thomas Farms RC Murray Bridge SA - Professional

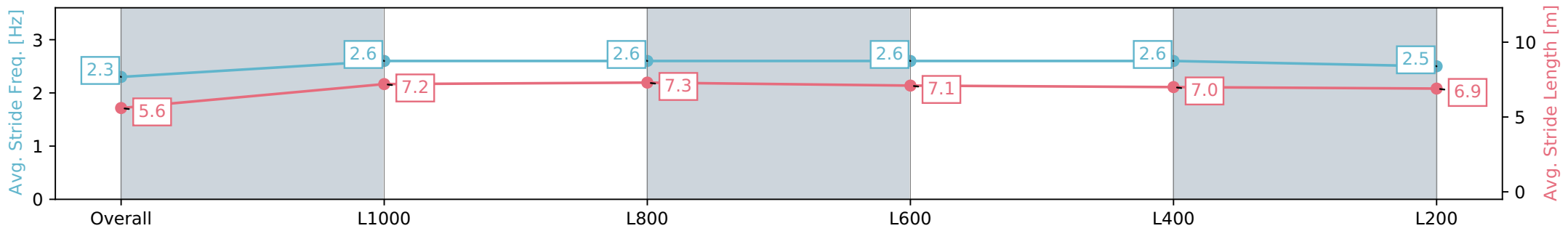
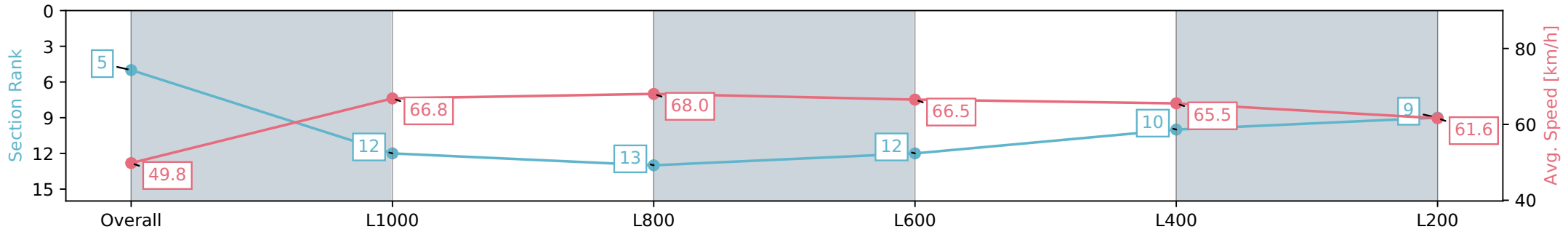
Race 9: B & L Cox Electrical Handicap - 1200m

25 May 2024 - 3:49PM

Track Rating: Soft 5, Weather: Fine, Rail Position: True



Section	Overall	L1000	L800	L600	L400	L200
Section Times	1:09.70 [5] (0:14.46)	0:55.24 [12] (0:10.80)	0:44.44 [13] (0:10.72)	0:33.72 [12] (0:11.04)	0:22.68 [10] (0:10.99)	0:11.69 [9] (0:11.69)
Average Speed [km/h]	49.8	66.8	68.0	66.5	65.5	61.6
Top Speed [km/h]	64.9	67.4	70.8	67.1	67.1	63.7
Avg. Dist. to Rail [m]	6.0	4.0	5.4	4.8	11.1	11.6
Avg. Stride Freq. [Hz]	2.3	2.6	2.6	2.6	2.6	2.5
Avg. Stride Length [m]	5.6	7.2	7.3	7.1	7.0	6.9



Report Created: Sat 25 May 2024 16:40:37 GMT+10 (Note: Timing is based on positional data)

- [ ] Ranking at each section and finish
- :-:- No data available at this section
- NA No data available

Horse/Jockey Name	ANILLA/Jason Holder
Finish Rank	6
Fastest Section Time (Section)	0:10.70 (L1000)
Top Speed [km/h] (Section)	68.9 (L1000)
Race State	Finished



Thomas Farms RC Murray Bridge SA - Professional

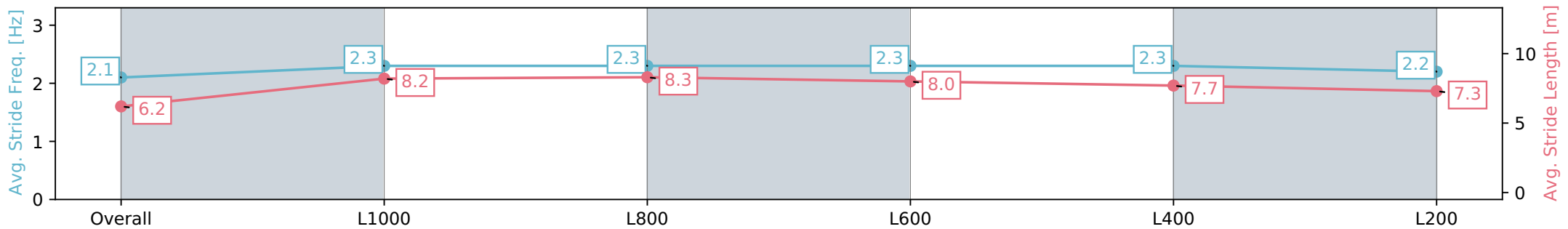
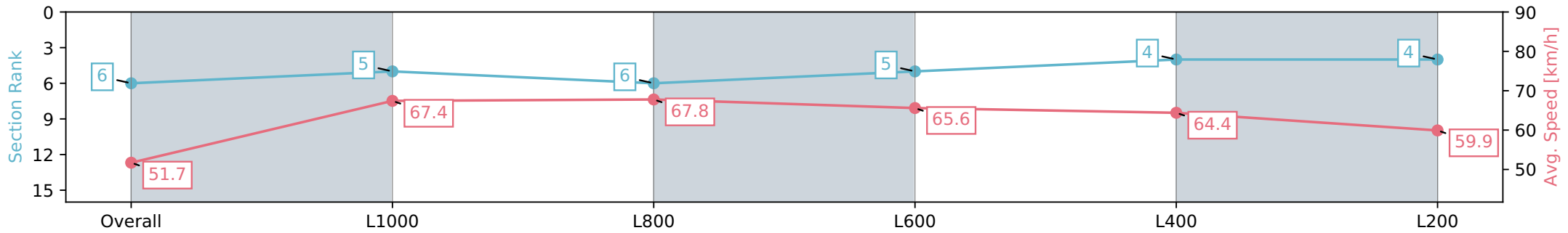
Race 9: B & L Cox Electrical Handicap - 1200m

25 May 2024 - 3:49PM

Track Rating: Soft 5, Weather: Fine, Rail Position: True



Section	Overall	L1000	L800	L600	L400	L200
Section Times	1:09.73 [6] (0:13.92)	0:55.81 [5] (0:10.70)	0:45.11 [6] (0:10.75)	0:34.36 [5] (0:11.17)	0:23.19 [4] (0:11.17)	0:12.02 [4] (0:12.02)
Average Speed [km/h]	51.7	67.4	67.8	65.6	64.4	59.9
Top Speed [km/h]	66.7	68.3	68.9	66.7	66.1	62.7
Avg. Dist. to Rail [m]	3.4	1.7	4.3	4.4	7.5	8.4
Avg. Stride Freq. [Hz]	2.1	2.3	2.3	2.3	2.3	2.2
Avg. Stride Length [m]	6.2	8.2	8.3	8.0	7.7	7.3



- [ ] Ranking at each section and finish
- :-:- No data available at this section
- NA No data available



Horse/Jockey Name	DELIGHTFUL SHECKY/Todd Pannell
Finish Rank	7
Fastest Section Time (Section)	0:10.67 (L1000)
Top Speed [km/h] (Section)	69.0 (L1000)
Race State	Finished



Thomas Farms RC Murray Bridge SA - Professional

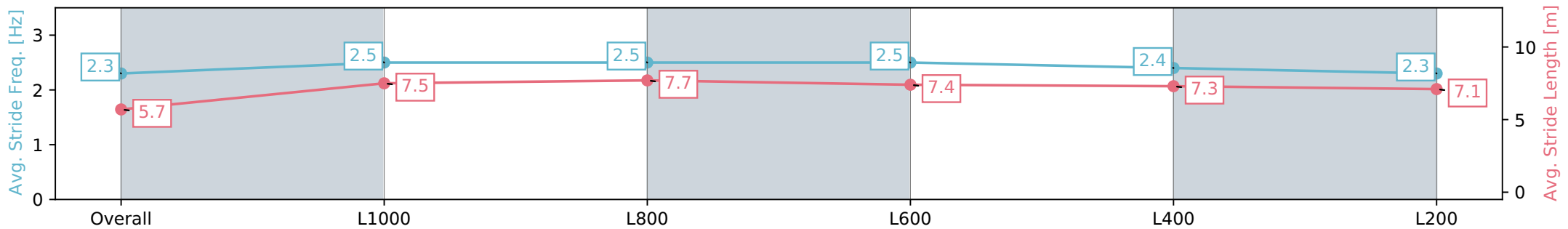
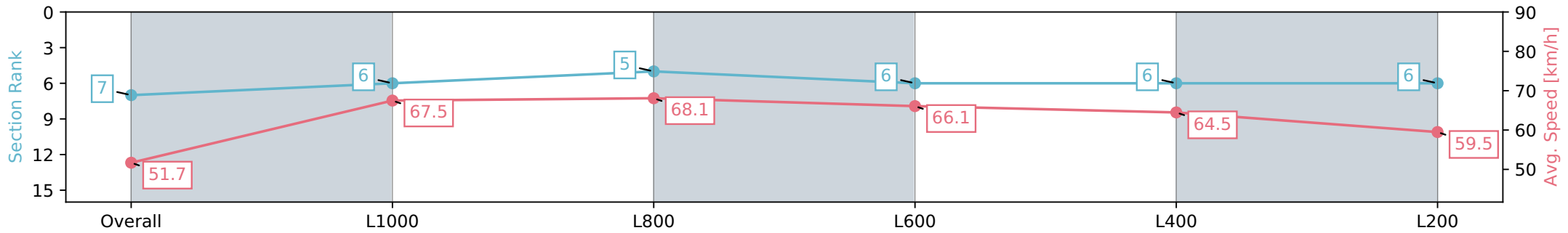
Race 9: B & L Cox Electrical Handicap - 1200m

25 May 2024 - 3:49PM

Track Rating: Soft 5, Weather: Fine, Rail Position: True



Section	Overall	L1000	L800	L600	L400	L200
Section Times	1:09.82 [7] (0:13.94)	0:55.88 [6] (0:10.67)	0:45.21 [5] (0:10.80)	0:34.41 [6] (0:11.15)	0:23.26 [6] (0:11.18)	0:12.08 [6] (0:12.08)
Average Speed [km/h]	51.7	67.5	68.1	66.1	64.5	59.5
Top Speed [km/h]	66.7	68.4	69.0	67.1	66.1	62.6
Avg. Dist. to Rail [m]	8.6	4.9	7.0	5.6	9.2	10.0
Avg. Stride Freq. [Hz]	2.3	2.5	2.5	2.5	2.4	2.3
Avg. Stride Length [m]	5.7	7.5	7.7	7.4	7.3	7.1



- [ ] Ranking at each section and finish
- :-:- No data available at this section
- NA No data available

Horse/Jockey Name	OCEAN REWARD/Adam McCabe
Finish Rank	8
Fastest Section Time (Section)	0:10.79 (L1000)
Top Speed [km/h] (Section)	68.7 (L1000)
Race State	Finished



Thomas Farms RC Murray Bridge SA - Professional

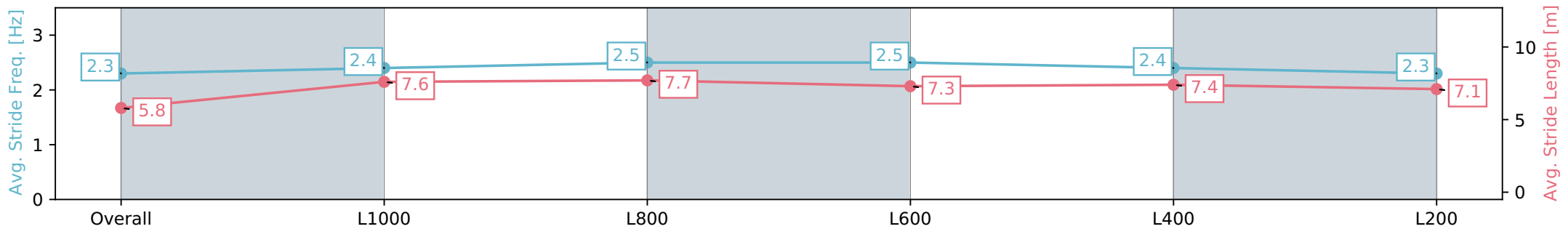
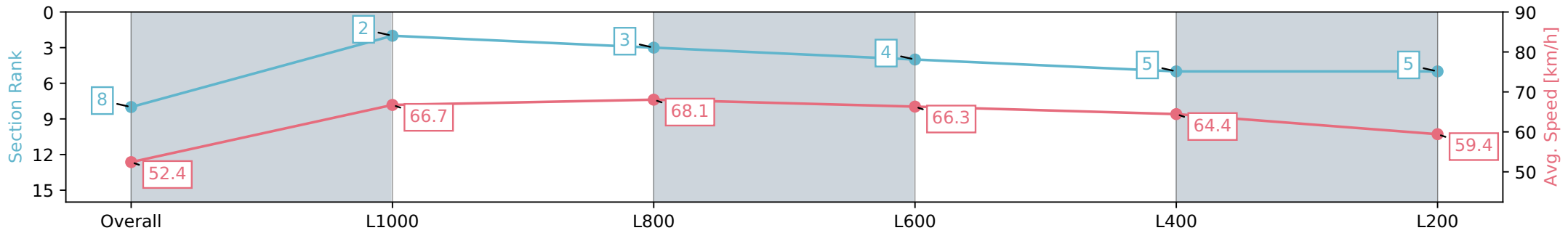
Race 9: B & L Cox Electrical Handicap - 1200m

25 May 2024 - 3:49PM

Track Rating: Soft 5, Weather: Fine, Rail Position: True



Section	Overall	L1000	L800	L600	L400	L200
Section Times	1:09.84 [8] (0:13.73)	0:56.11 [2] (0:10.79)	0:45.32 [3] (0:10.80)	0:34.52 [4] (0:11.23)	0:23.29 [5] (0:11.18)	0:12.11 [5] (0:12.11)
Average Speed [km/h]	52.4	66.7	68.1	66.3	64.4	59.4
Top Speed [km/h]	65.1	68.2	68.7	67.9	65.7	62.4
Avg. Dist. to Rail [m]	6.3	4.2	7.0	7.7	9.2	8.3
Avg. Stride Freq. [Hz]	2.3	2.4	2.5	2.5	2.4	2.3
Avg. Stride Length [m]	5.8	7.6	7.7	7.3	7.4	7.1



- [ ] Ranking at each section and finish
- :-:- No data available at this section
- NA No data available

Horse/Jockey Name	ASTON RAPOVA/Justin Potter
Finish Rank	9
Fastest Section Time (Section)	0:10.75 (L800)
Top Speed [km/h] (Section)	68.4 (L1000)
Race State	Finished



Thomas Farms RC Murray Bridge SA - Professional

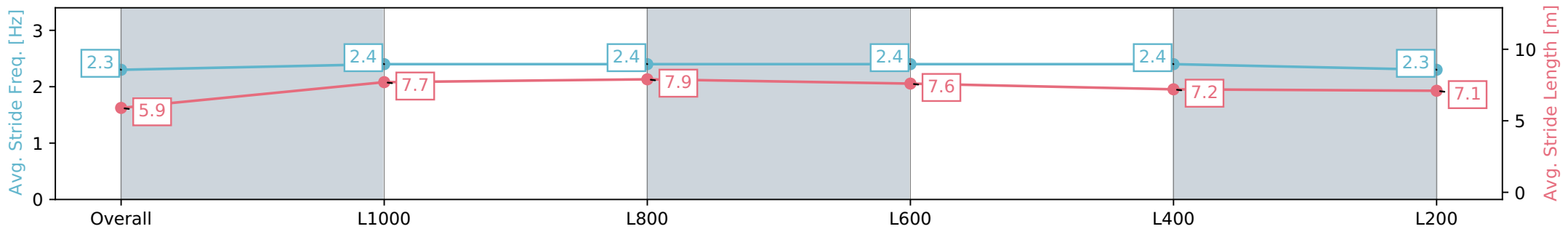
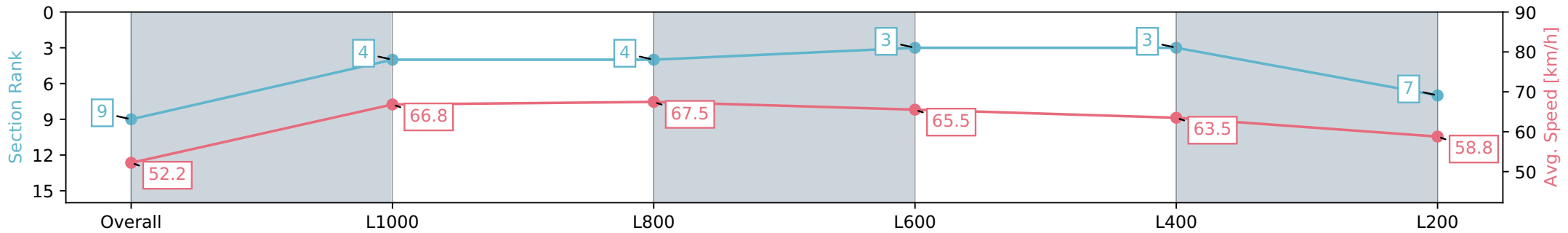
Race 9: B & L Cox Electrical Handicap - 1200m

25 May 2024 - 3:49PM

Track Rating: Soft 5, Weather: Fine, Rail Position: True



Section	Overall	L1000	L800	L600	L400	L200
Section Times	1:10.01 [9] (0:13.78)	0:56.23 [4] (0:10.78)	0:45.45 [4] (0:10.75)	0:34.70 [3] (0:11.11)	0:23.59 [3] (0:11.33)	0:12.26 [7] (0:12.26)
Average Speed [km/h]	52.2	66.8	67.5	65.5	63.5	58.8
Top Speed [km/h]	65.5	68.0	68.4	66.4	65.1	61.1
Avg. Dist. to Rail [m]	1.0	0.8	3.0	2.4	4.1	4.7
Avg. Stride Freq. [Hz]	2.3	2.4	2.4	2.4	2.4	2.3
Avg. Stride Length [m]	5.9	7.7	7.9	7.6	7.2	7.1



- [ ] Ranking at each section and finish
- :-:- No data available at this section
- NA No data available

Horse/Jockey Name	LARIMER STREET/Margaret Collett
Finish Rank	10
Fastest Section Time (Section)	0:10.95 (L400)
Top Speed [km/h] (Section)	67.8 (L1000)
Race State	Finished



Thomas Farms RC Murray Bridge SA - Professional

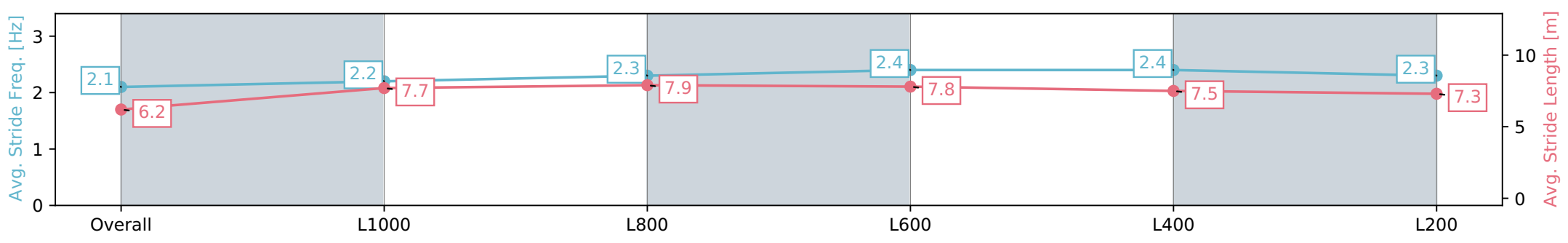
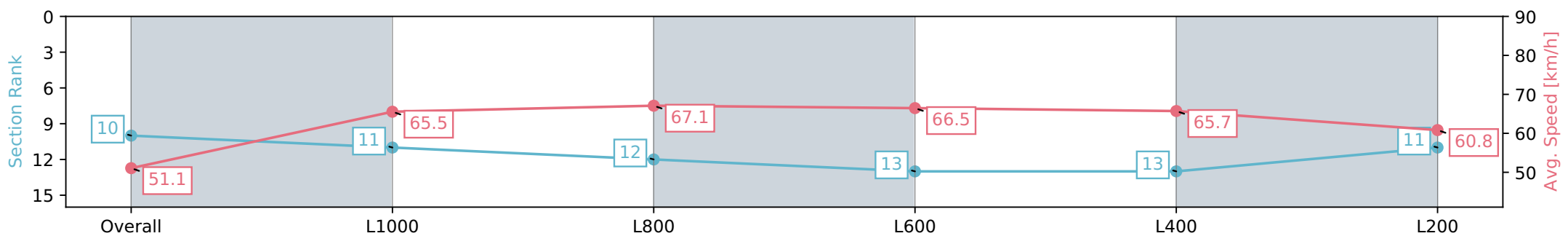
Race 9: B & L Cox Electrical Handicap - 1200m

25 May 2024 - 3:49PM

Track Rating: Soft 5, Weather: Fine, Rail Position: True



Section	Overall	L1000	L800	L600	L400	L200
Section Times	1:10.10 [10] (0:14.11)	0:55.99 [11] (0:11.00)	0:44.99 [12] (0:10.96)	0:34.03 [13] (0:11.23)	0:22.80 [13] (0:10.95)	0:11.85 [11] (0:11.85)
Average Speed [km/h]	51.1	65.5	67.1	66.5	65.7	60.8
Top Speed [km/h]	64.7	66.5	67.8	67.6	67.8	63.2
Avg. Dist. to Rail [m]	9.8	5.8	7.2	8.2	13.7	15.0
Avg. Stride Freq. [Hz]	2.1	2.2	2.3	2.4	2.4	2.3
Avg. Stride Length [m]	6.2	7.7	7.9	7.8	7.5	7.3



[ ] Ranking at each section and finish  
 -:-:- No data available at this section  
 NA No data available

Horse/Jockey Name	MONTIGN/Felicity Atkinson
Finish Rank	11
Fastest Section Time (Section)	0:10.87 (L1000)
Top Speed [km/h] (Section)	67.7 (L1000)
Race State	Finished



Thomas Farms RC Murray Bridge SA - Professional

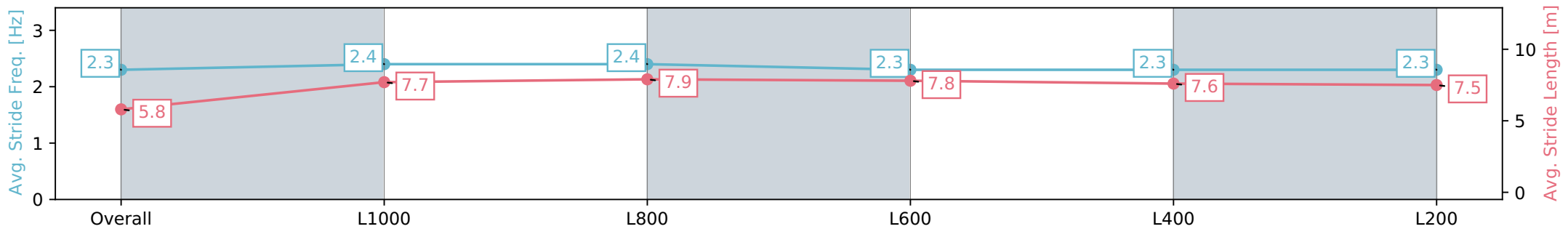
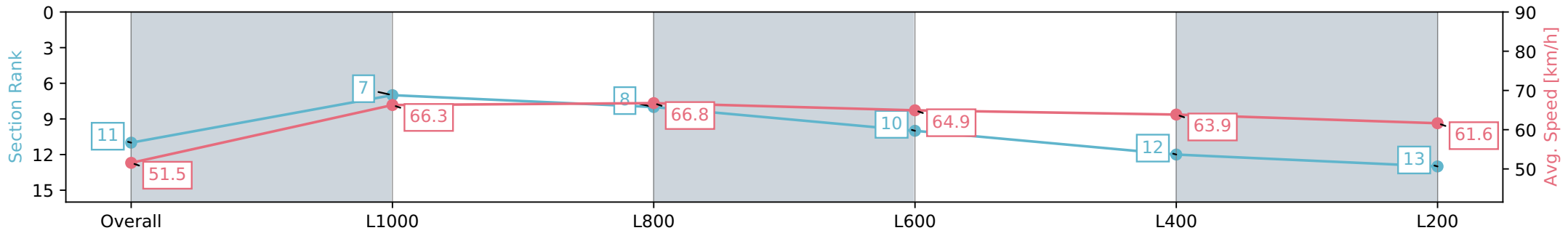
Race 9: B & L Cox Electrical Handicap - 1200m

25 May 2024 - 3:49PM

Track Rating: Soft 5, Weather: Fine, Rail Position: True



Section	Overall	L1000	L800	L600	L400	L200
Section Times	1:10.13 [11] (0:13.95)	0:56.18 [7] (0:10.87)	0:45.31 [8] (0:10.97)	0:34.34 [10] (0:11.39)	0:22.95 [12] (0:11.28)	0:11.67 [13] (0:11.67)
Average Speed [km/h]	51.5	66.3	66.8	64.9	63.9	61.6
Top Speed [km/h]	65.5	67.0	67.7	66.1	64.2	63.5
Avg. Dist. to Rail [m]	6.7	4.1	5.9	6.2	10.6	9.6
Avg. Stride Freq. [Hz]	2.3	2.4	2.4	2.3	2.3	2.3
Avg. Stride Length [m]	5.8	7.7	7.9	7.8	7.6	7.5



- [ ] Ranking at each section and finish
- :-:- No data available at this section
- NA No data available

Horse/Jockey Name	LORD VLADIVOSTOK/Rochelle Milnes
Finish Rank	12
Fastest Section Time (Section)	0:10.74 (L800)
Top Speed [km/h] (Section)	68.8 (L1000)
Race State	Finished



Thomas Farms RC Murray Bridge SA - Professional

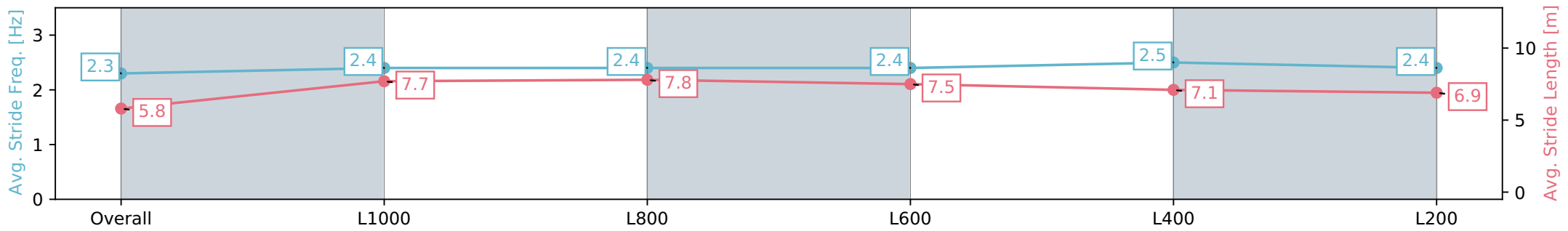
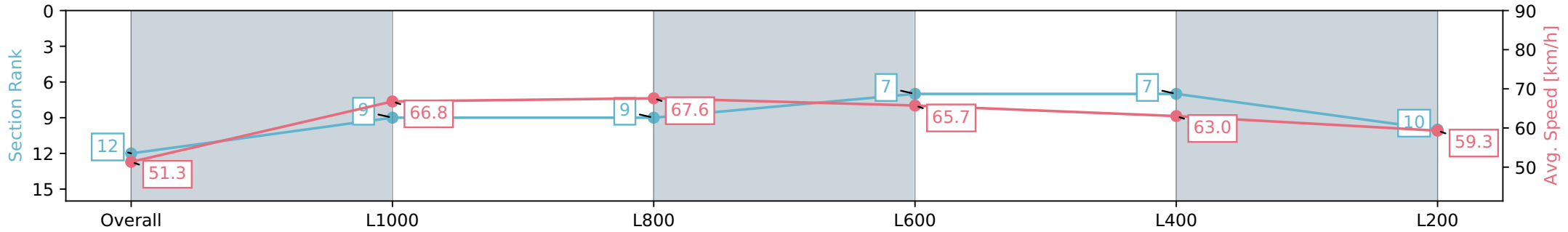
Race 9: B & L Cox Electrical Handicap - 1200m

25 May 2024 - 3:49PM

Track Rating: Soft 5, Weather: Fine, Rail Position: True



Section	Overall	L1000	L800	L600	L400	L200
Section Times	1:10.18 [12] (0:14.03)	0:56.15 [9] (0:10.79)	0:45.36 [9] (0:10.74)	0:34.62 [7] (0:11.06)	0:23.56 [7] (0:11.42)	0:12.14 [10] (0:12.14)
Average Speed [km/h]	51.3	66.8	67.6	65.7	63.0	59.3
Top Speed [km/h]	66.3	68.1	68.8	67.3	64.8	61.7
Avg. Dist. to Rail [m]	2.0	1.0	3.0	2.3	3.0	3.3
Avg. Stride Freq. [Hz]	2.3	2.4	2.4	2.4	2.5	2.4
Avg. Stride Length [m]	5.8	7.7	7.8	7.5	7.1	6.9



- [ ] Ranking at each section and finish
- :-:- No data available at this section
- NA No data available

Horse/Jockey Name	BUBBLE OVER/Teagan Voorham
Finish Rank	13
Fastest Section Time (Section)	0:10.82 (L1000)
Top Speed [km/h] (Section)	67.6 (L1000)
Race State	Finished



Thomas Farms RC Murray Bridge SA - Professional

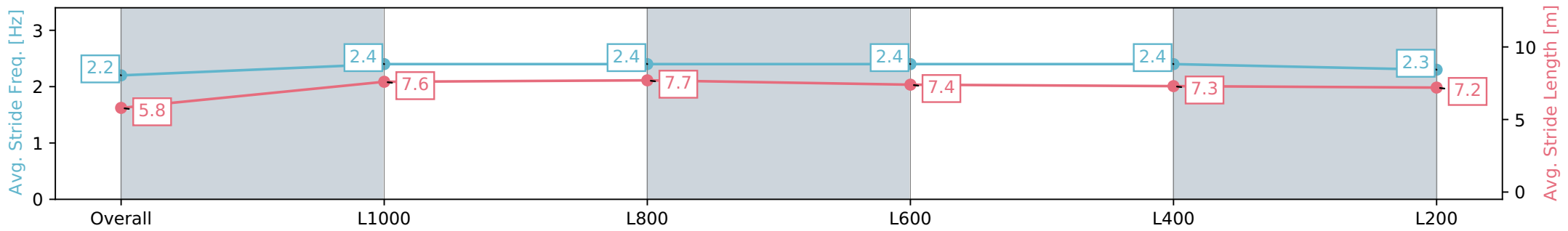
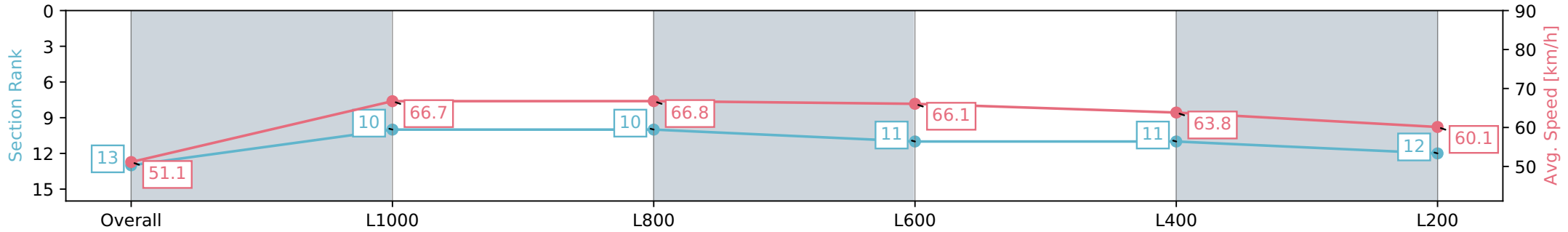
Race 9: B & L Cox Electrical Handicap - 1200m

25 May 2024 - 3:49PM

Track Rating: Soft 5, Weather: Fine, Rail Position: True



Section	Overall	L1000	L800	L600	L400	L200
Section Times	1:10.34 [13] (0:14.09)	0:56.25 [10] (0:10.82)	0:45.43 [10] (0:10.99)	0:34.44 [11] (0:11.18)	0:23.26 [11] (0:11.28)	0:11.98 [12] (0:11.98)
Average Speed [km/h]	51.1	66.7	66.8	66.1	63.8	60.1
Top Speed [km/h]	65.4	67.3	67.6	67.6	65.3	62.9
Avg. Dist. to Rail [m]	7.6	5.2	6.8	6.2	10.9	11.4
Avg. Stride Freq. [Hz]	2.2	2.4	2.4	2.4	2.4	2.3
Avg. Stride Length [m]	5.8	7.6	7.7	7.4	7.3	7.2



[ ] Ranking at each section and finish  
 -:-:- No data available at this section  
 NA No data available