



RACINGSA

Thomas Farms RC Murray Bridge SA

Race 8: Mulch N More Handicap - 1800m

25 May 2024 - 3:10PM

Track Rating: Soft 5, Weather: Fine, Rail Position: True



Murray Bridge
Racing Club

Section Field Times							Overall	L1600	L1400	L1200	L1000	L800		
							1:48.08 (0:13.63)	1:34.45 (0:11.30)	1:23.15 (0:11.28)	1:11.86 (0:11.50)	1:00.36 (0:11.92)	0:48.43 (0:12.32)		
Position	#	Horse/Jockey	Barrier	Top Speed [km/h]	Fastest Section	First 400m							Distance Travelled From Winner [m]	
1	3	SMOKIN' PRINCESS Todd Pannell	4	64.4 600-400	0:11.34 400-200	0:26.00	1:48.08 (0:14.14)	1:33.94 [7] (0:11.86)	1:22.08 [8] (0:11.79)	1:10.29 [8] (0:11.68)	0:58.61 [8] (0:11.87)	0:46.74 [8] (0:11.62)		
2	14	HAYAI MESU Ben Price	7	63.6 800-600	0:11.59 1600-1400	0:25.51	1:48.39 (0:13.92)	1:34.47 [4] (0:11.59)	1:22.88 [4] (0:11.69)	1:11.19 [5] (0:11.71)	0:59.48 [5] (0:11.81)	0:47.67 [5] (0:11.92)	-6	
3	4	DIVINE CROWN Jacob Opperman	16	63.8 1400-1200	0:11.62 1600-1400	0:25.76	1:48.40 (0:14.14)	1:34.26 [8] (0:11.62)	1:22.64 [6] (0:11.70)	1:10.94 [6] (0:11.63)	0:59.31 [6] (0:11.81)	0:47.50 [6] (0:11.82)	-1	
4	2	BOLT BY Samuel Payne	1	64.5 800-600	0:11.56 600-400	0:25.79	1:48.75 (0:14.03)	1:34.72 [6] (0:11.76)	1:22.96 [7] (0:11.69)	1:11.27 [7] (0:11.69)	0:59.58 [7] (0:11.84)	0:47.74 [7] (0:11.71)	-4	
5	10	HAMSLETTE Callan Murray	9	63.4 800-600	0:11.45 1400-1200	0:25.18	1:48.84 (0:13.63)	1:35.21 [1] (0:11.55)	1:23.66 [3] (0:11.45)	1:12.21 [3] (0:11.57)	1:00.63 [3] (0:12.00)	0:48.63 [3] (0:12.01)	-6	
6	5	A TOUCH FROSTY Margaret Collett	6	65.0 1000-800	0:11.62 800-600	0:26.21	1:48.86 (0:14.18)	1:34.68 [9] (0:12.03)	1:22.65 [9] (0:11.78)	1:10.87 [9] (0:11.70)	0:59.17 [9] (0:11.84)	0:47.33 [9] (0:11.62)	-1	
7	8	HOLMES Jake Toeroek	11	62.9 800-600	0:11.66 1600-1400	0:25.51	1:49.00 (0:13.85)	1:35.15 [3] (0:11.66)	1:23.49 [5] (0:11.67)	1:11.82 [4] (0:11.71)	1:00.11 [4] (0:11.79)	0:48.32 [4] (0:11.76)	-4	
8	16	APPLIED Jessica Eaton	3	63.0 800-600	0:11.69 800-600	0:26.34	1:49.08 (0:14.50)	1:34.58 [11] (0:11.84)	1:22.74 [10] (0:11.80)	1:10.94 [10] (0:11.70)	0:59.24 [10] (0:11.79)	0:47.45 [10] (0:11.69)	-6	
9	11	SUPERIOR SAM Kayla Crowther	12	63.8 800-600	0:11.51 800-600	0:26.69	1:49.14 (0:14.68)	1:34.46 [14] (0:12.01)	1:22.45 [13] (0:11.82)	1:10.63 [13] (0:11.73)	0:58.90 [13] (0:11.75)	0:47.15 [13] (0:11.51)	-7	
10	9	BELLAVARDO Teagan Voorham	10	63.9 1000-800	0:11.57 800-600	0:26.43	1:49.55 (0:14.56)	1:34.98 [13] (0:11.86)	1:23.12 [11] (0:11.79)	1:11.33 [11] (0:11.76)	0:59.57 [11] (0:11.82)	0:47.75 [12] (0:11.57)	-3	

Scratched: American Trouble (#15)

Report Created: Sat 25 May 2024 15:55:49 GMT+10 (Note: Timing is based on positional data)

- [] Position in running at each section and finish
- [-:-:-] No data available at this section
- NA No data available
- █ Background shading for fastest section
- # Saddle cloth number
- DNF Did not finish
- DNT Did not track



RACINGSA

Thomas Farms RC Murray Bridge SA

Race 8: Mulch N More Handicap - 1800m

25 May 2024 - 3:10PM

Track Rating: Soft 5, Weather: Fine, Rail Position: True



Murray Bridge
Racing Club

Section Field Times							Overall	L1600	L1400	L1200	L1000	L800		
							1:48.08 (0:13.63)	1:34.45 (0:11.30)	1:23.15 (0:11.28)	1:11.86 (0:11.50)	1:00.36 (0:11.92)	0:48.43 (0:12.32)		
Position	#	Horse/Jockey	Barrier	Top Speed [km/h]	Fastest Section	First 400m							Distance Travelled From Winner [m]	
11	6	BELLINI MISS Neil Farley	15	65.8 1600-1400	0:11.44 800-600	0:26.92	1:49.56 (0:14.56)	1:35.00 [12] (0:12.36)	1:22.64 [15] (0:11.91)	1:10.73 [15] (0:11.51)	0:59.22 [14] (0:11.80)	0:47.42 [15] (0:11.44)	+2	
12	7	FOX GEM Lachlan Neindorf	8	65.1 1200-1000	0:11.52 800-600	0:26.50	1:49.57 (0:14.40)	1:35.17 [10] (0:12.10)	1:23.07 [12] (0:11.87)	1:11.20 [12] (0:11.66)	0:59.54 [12] (0:11.76)	0:47.78 [11] (0:11.52)	+4	
13	1	TEST THE LAW Rochelle Milnes	14	65.8 1800-1600	0:11.06 1600-1400	0:25.04	1:49.87 (0:13.98)	1:35.89 [5] (0:11.06)	1:24.83 [2] (0:11.28)	1:13.55 [2] (0:11.40)	1:02.15 [1] (0:11.92)	0:50.23 [1] (0:12.32)	-8	
14	13	HARBOURING Anna Jordsjo	2	64.2 1800-1600	0:11.28 1400-1200	0:24.93	1:49.88 (0:13.63)	1:36.25 [2] (0:11.30)	1:24.95 [1] (0:11.28)	1:13.67 [1] (0:11.52)	1:02.15 [2] (0:12.18)	0:49.97 [2] (0:12.22)	-5	
15	12	FLIGHT DECK Alana Livesey	13	64.8 1000-800	0:11.57 1200-1000	0:26.83	1:51.35 (0:14.70)	1:36.65 [15] (0:12.13)	1:24.52 [14] (0:11.97)	1:12.55 [14] (0:11.57)	1:00.97 [15] (0:11.69)	0:49.28 [14] (0:11.72)	+3	

Scratched: American Trouble (#15)

- [] Position in running at each section and finish # Saddle cloth number
- :-:- No data available at this section DNF Did not finish
- NA No data available DNT Did not track
- █ Background shading for fastest section



RACINGSA

Thomas Farms RC Murray Bridge SA

Race 8: Mulch N More Handicap - 1800m

25 May 2024 - 3:10PM

Track Rating: Soft 5, Weather: Fine, Rail Position: True



Murray Bridge
Racing Club

Section

Field Times

L600

0:36.12

(0:12.12)

L400

0:24.00

(0:11.86)

L200

0:12.14

(0:12.14)

Position	#	Horse/Jockey	Barrier	Top Speed [km/h]	Fastest Section	First 400m				Margin				Distance Travelled From Winner [m]
1	3	SMOKIN' PRINCESS Todd Pannell	4	64.4 600-400	0:11.34 400-200	0:26.00	0:35.12 [8] (0:11.63)	0:23.49 [8] (0:11.34)	0:12.15 [1] (0:12.15)	1:48.08				
2	14	HAYAI MESU Ben Price	7	63.6 800-600	0:11.59 1600-1400	0:25.51	0:35.75 [5] (0:11.73)	0:24.02 [6] (0:11.78)	0:12.24 [3] (0:12.24)	1.9L				-6
3	4	DIVINE CROWN Jacob Opperman	16	63.8 1400-1200	0:11.62 1600-1400	0:25.76	0:35.68 [6] (0:11.68)	0:24.00 [7] (0:11.71)	0:12.29 [2] (0:12.28)	2.0L				-1
4	2	BOLT BY Samuel Payne	1	64.5 800-600	0:11.56 600-400	0:25.79	0:36.03 [6] (0:11.56)	0:24.47 [5] (0:12.16)	0:12.31 [7] (0:12.31)	4.2L				-4
5	10	HAMSLETTE Callan Murray	9	63.4 800-600	0:11.45 1400-1200	0:25.18	0:36.62 [3] (0:11.86)	0:24.76 [1] (0:12.07)	0:12.69 [3] (0:12.69)	4.8L				-6
6	5	A TOUCH FROSTY Margaret Collett	6	65.0 1000-800	0:11.62 800-600	0:26.21	0:35.71 [9] (0:11.73)	0:23.98 [9] (0:11.62)	0:12.36 [8] (0:12.36)	4.9L				-1
7	8	HOLMES Jake Toeroek	11	62.9 800-600	0:11.66 1600-1400	0:25.51	0:36.56 [4] (0:11.84)	0:24.72 [4] (0:11.97)	0:12.75 [5] (0:12.75)	5.8L				-4
8	16	APPLIED Jessica Eaton	3	63.0 800-600	0:11.69 800-600	0:26.34	0:35.76 [11] (0:11.79)	0:23.97 [11] (0:11.71)	0:12.26 [11] (0:12.26)	6.3L				-6
9	11	SUPERIOR SAM Kayla Crowther	12	63.8 800-600	0:11.51 800-600	0:26.69	0:35.64 [13] (0:11.57)	0:24.06 [10] (0:11.72)	0:12.34 [10] (0:12.34)	6.6L				-7
10	9	BELLAVARDO Teagan Voorham	10	63.9 1000-800	0:11.57 800-600	0:26.43	0:36.17 [12] (0:11.89)	0:24.28 [14] (0:11.82)	0:12.46 [14] (0:12.46)	9.2L				-3

Scratched: American Trouble (#15)

Report Created: Sat 25 May 2024 15:55:49 GMT+10 (Note: Timing is based on positional data)

- [] Position in running at each section and finish
- # Saddle cloth number
- :-:- No data available at this section
- DNF Did not finish
- NA No data available
- DNT Did not track
- █ Background shading for fastest section



RACINGSA

Thomas Farms RC Murray Bridge SA

Race 8: Mulch N More Handicap - 1800m

25 May 2024 - 3:10PM

Track Rating: Soft 5, Weather: Fine, Rail Position: True



Murray Bridge
Racing Club

Section

Field Times

L600	L400	L200
0:36.12	0:24.00	0:12.14
(0:12.12)	(0:11.86)	(0:12.14)

Position	#	Horse/Jockey	Barrier	Top Speed [km/h]	Fastest Section	First 400m	L600	L400	L200	Margin	Distance Travelled From Winner [m]
11	6	BELLINI MISS Neil Farley	15	65.8 1600-1400	0:11.44 800-600	0:26.92	0:35.98 [14] (0:11.61)	0:24.37 [12] (0:11.66)	0:12.71 [12] (0:12.71)	9.3L	+2
12	7	FOX GEM Lachlan Neindorf	8	65.1 1200-1000	0:11.52 800-600	0:26.50	0:36.26 [10] (0:11.88)	0:24.38 [13] (0:11.77)	0:12.61 [13] (0:12.61)	9.3L	+4
13	1	TEST THE LAW Rochelle Milnes	14	65.8 1800-1600	0:11.06 1600-1400	0:25.04	0:37.91 [1] (0:12.14)	0:25.77 [2] (0:12.43)	0:13.34 [9] (0:13.34)	11.2L	-8
14	13	HARBOURING Anna Jordsjo	2	64.2 1800-1600	0:11.28 1400-1200	0:24.93	0:37.75 [2] (0:12.02)	0:25.73 [3] (0:12.28)	0:13.45 [6] (0:13.45)	11.2L	-5
15	12	FLIGHT DECK Alana Livesey	13	64.8 1000-800	0:11.57 1200-1000	0:26.83	0:37.56 [15] (0:11.96)	0:25.60 [15] (0:12.11)	0:13.49 [15] (0:13.49)	20.4L	+3

Scratched: American Trouble (#15)

- [] Position in running at each section and finish # Saddle cloth number
- :-:- No data available at this section DNF Did not finish
- NA No data available DNT Did not track
- █ Background shading for fastest section

Horse/Jockey Name	SMOKIN' PRINCESS/Todd Pannell
Finish Rank	1
Fastest Section Time (Section)	0:11.34 (L400)
Top Speed [km/h] (Section)	64.4 (L600)
Race State	Finished



Thomas Farms RC Murray Bridge SA - Professional

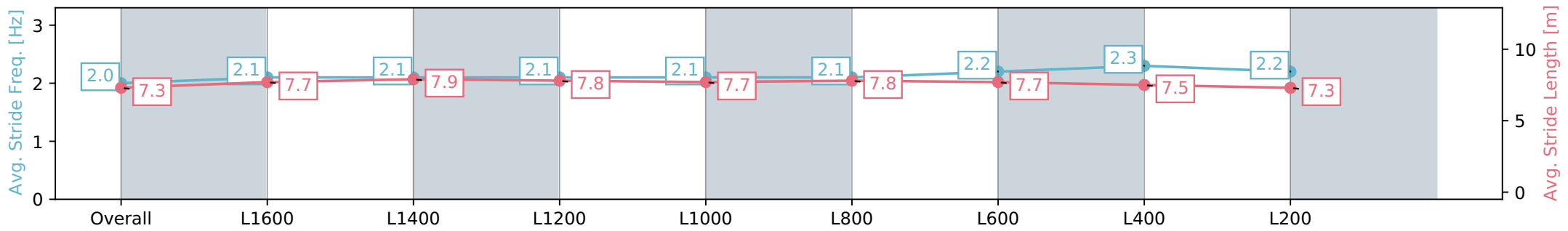
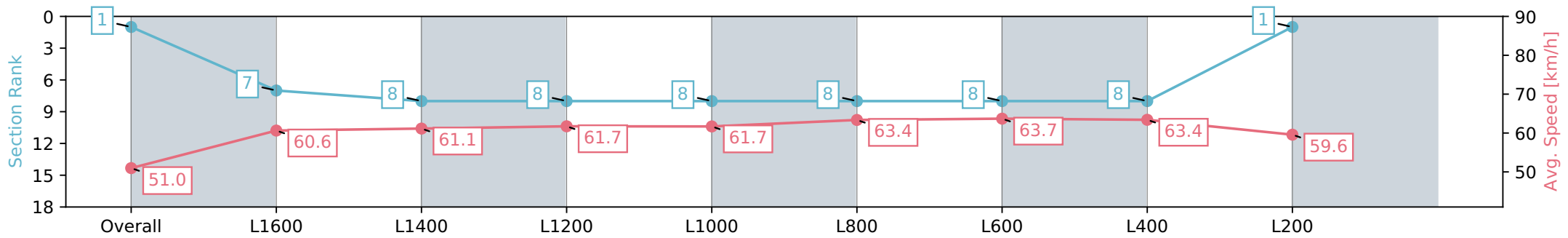
Race 8: Mulch N More Handicap - 1800m

25 May 2024 - 3:10PM

Track Rating: Soft 5, Weather: Fine, Rail Position: True



Section	Overall	L1600	L1400	L1200	L1000	L800	L600	L400	L200
Section Times	1:48.08 [1] (0:14.14)	1:33.94 [7] (0:11.86)	1:22.08 [8] (0:11.79)	1:10.29 [8] (0:11.68)	0:58.61 [8] (0:11.87)	0:46.74 [8] (0:11.62)	0:35.12 [8] (0:11.63)	0:23.49 [8] (0:11.34)	0:12.15 [1] (0:12.15)
Average Speed [km/h]	51.0	60.6	61.1	61.7	61.7	63.4	63.7	63.4	59.6
Top Speed [km/h]	60.7	61.4	62.7	62.6	63.5	64.1	64.3	64.4	61.5
Avg. Dist. to Rail [m]	4.3	3.1	2.2	2.5	3.2	4.5	6.5	10.8	12.2
Avg. Stride Freq. [Hz]	2.0	2.1	2.1	2.1	2.1	2.1	2.2	2.3	2.2
Avg. Stride Length [m]	7.3	7.7	7.9	7.8	7.7	7.8	7.7	7.5	7.3



- [] Ranking at each section and finish
- :-:- No data available at this section
- NA No data available

Horse/Jockey Name	HAYAI MESU/Ben Price
Finish Rank	2
Fastest Section Time (Section)	0:11.59 (L1600)
Top Speed [km/h] (Section)	63.6 (L800)
Race State	Finished



Thomas Farms RC Murray Bridge SA - Professional

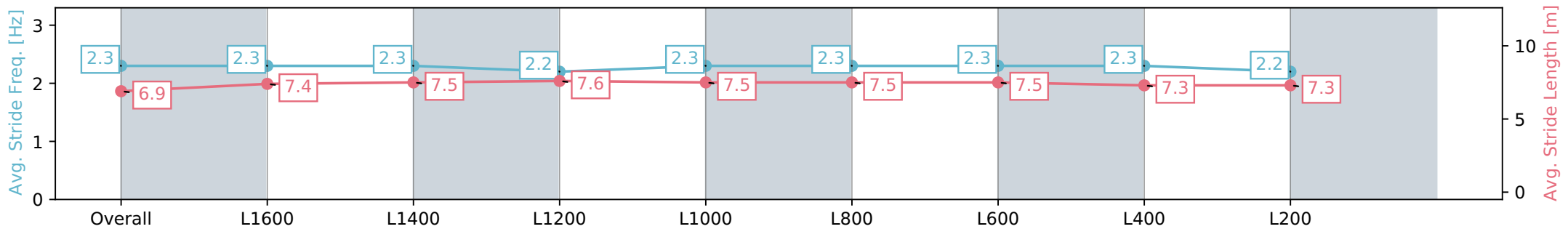
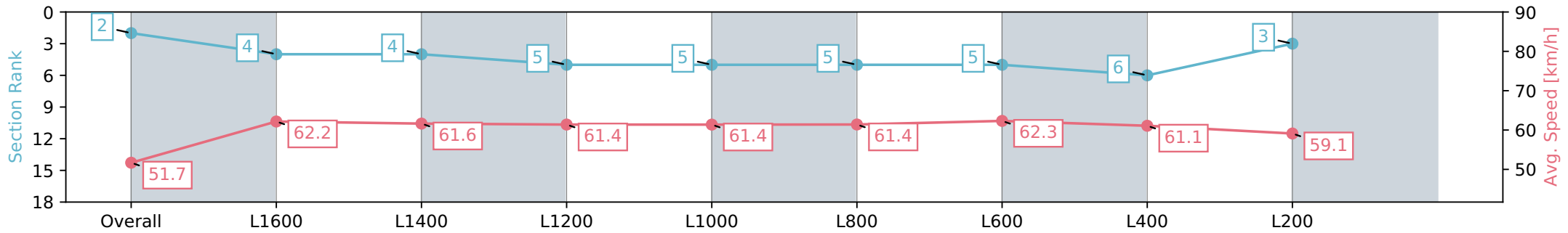
Race 8: Mulch N More Handicap - 1800m

25 May 2024 - 3:10PM

Track Rating: Soft 5, Weather: Fine, Rail Position: True



Section	Overall	L1600	L1400	L1200	L1000	L800	L600	L400	L200
Section Times	1:48.39 [2] (0:13.92)	1:34.47 [4] (0:11.59)	1:22.88 [4] (0:11.69)	1:11.19 [5] (0:11.71)	0:59.48 [5] (0:11.81)	0:47.67 [5] (0:11.92)	0:35.75 [5] (0:11.73)	0:24.02 [6] (0:11.78)	0:12.24 [3] (0:12.24)
Average Speed [km/h]	51.7	62.2	61.6	61.4	61.4	61.4	62.3	61.1	59.1
Top Speed [km/h]	61.0	63.0	61.9	61.8	62.3	63.0	63.6	61.6	60.4
Avg. Dist. to Rail [m]	3.7	0.9	0.1	0.2	1.1	3.3	3.5	5.0	6.5
Avg. Stride Freq. [Hz]	2.3	2.3	2.3	2.2	2.3	2.3	2.3	2.3	2.2
Avg. Stride Length [m]	6.9	7.4	7.5	7.6	7.5	7.5	7.5	7.3	7.3



- [] Ranking at each section and finish
- :-:- No data available at this section
- NA No data available

Horse/Jockey Name	DIVINE CROWN/Jacob Opperman
Finish Rank	3
Fastest Section Time (Section)	0:11.62 (L1600)
Top Speed [km/h] (Section)	63.8 (L1400)
Race State	Finished



Thomas Farms RC Murray Bridge SA - Professional

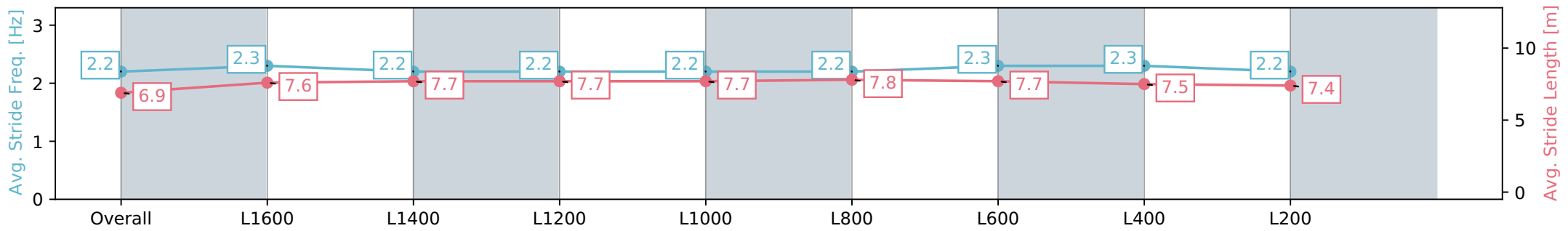
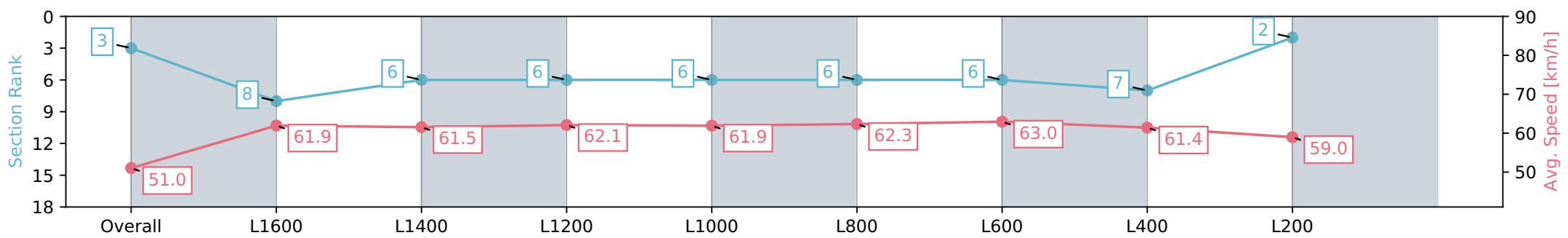
Race 8: Mulch N More Handicap - 1800m

25 May 2024 - 3:10PM

Track Rating: Soft 5, Weather: Fine, Rail Position: True



Section	Overall	L1600	L1400	L1200	L1000	L800	L600	L400	L200
Section Times	1:48.40 [3] (0:14.14)	1:34.26 [8] (0:11.62)	1:22.64 [6] (0:11.70)	1:10.94 [6] (0:11.63)	0:59.31 [6] (0:11.81)	0:47.50 [6] (0:11.82)	0:35.68 [6] (0:11.68)	0:24.00 [7] (0:11.71)	0:12.29 [2] (0:12.28)
Average Speed [km/h]	51.0	61.9	61.5	62.1	61.9	62.3	63.0	61.4	59.0
Top Speed [km/h]	62.4	63.8	63.1	63.8	63.5	63.4	63.6	62.0	60.5
Avg. Dist. to Rail [m]	11.3	4.0	2.3	2.4	3.2	4.5	5.0	8.7	10.6
Avg. Stride Freq. [Hz]	2.2	2.3	2.2	2.2	2.2	2.2	2.3	2.3	2.2
Avg. Stride Length [m]	6.9	7.6	7.7	7.7	7.7	7.8	7.7	7.5	7.4



Report Created: Sat 25 May 2024 15:56:00 GMT+10 (Note: Timing is based on positional data)

- [] Ranking at each section and finish
- :-:- No data available at this section
- NA No data available

Horse/Jockey Name	BOLT BY/Samuel Payne
Finish Rank	4
Fastest Section Time (Section)	0:11.56 (L600)
Top Speed [km/h] (Section)	64.5 (L800)
Race State	Finished



Thomas Farms RC Murray Bridge SA - Professional

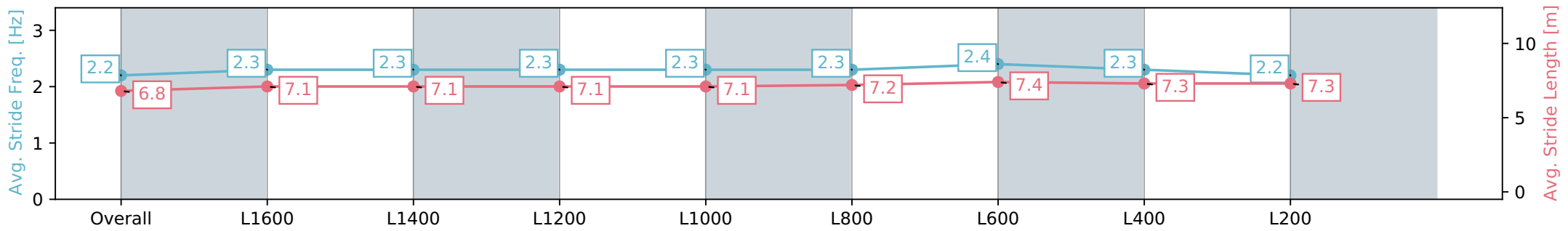
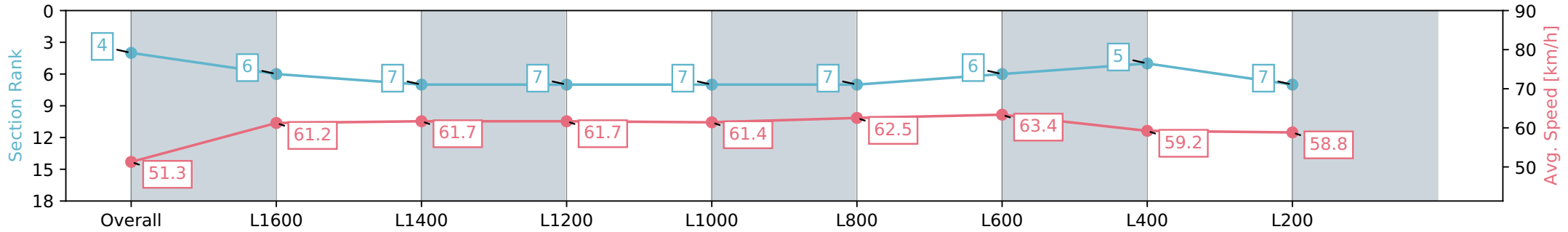
Race 8: Mulch N More Handicap - 1800m

25 May 2024 - 3:10PM

Track Rating: Soft 5, Weather: Fine, Rail Position: True



Section	Overall	L1600	L1400	L1200	L1000	L800	L600	L400	L200
Section Times	1:48.75 [4] (0:14.03)	1:34.72 [6] (0:11.76)	1:22.96 [7] (0:11.69)	1:11.27 [7] (0:11.69)	0:59.58 [7] (0:11.84)	0:47.74 [7] (0:11.71)	0:36.03 [6] (0:11.56)	0:24.47 [5] (0:12.16)	0:12.31 [7] (0:12.31)
Average Speed [km/h]	51.3	61.2	61.7	61.7	61.4	62.5	63.4	59.2	58.8
Top Speed [km/h]	63.4	62.1	61.7	61.9	63.1	63.7	64.5	60.6	59.5
Avg. Dist. to Rail [m]	1.0	1.8	1.1	1.1	2.2	3.4	4.2	7.6	11.5
Avg. Stride Freq. [Hz]	2.2	2.3	2.3	2.3	2.3	2.3	2.4	2.3	2.2
Avg. Stride Length [m]	6.8	7.1	7.1	7.1	7.1	7.2	7.4	7.3	7.3



Report Created: Sat 25 May 2024 15:56:04 GMT+10 (Note: Timing is based on positional data)

- [] Ranking at each section and finish
- :-:- No data available at this section
- NA No data available

Horse/Jockey Name	HAMSLETTE/Callan Murray
Finish Rank	5
Fastest Section Time (Section)	0:11.45 (L1400)
Top Speed [km/h] (Section)	63.4 (L800)
Race State	Finished



Thomas Farms RC Murray Bridge SA - Professional

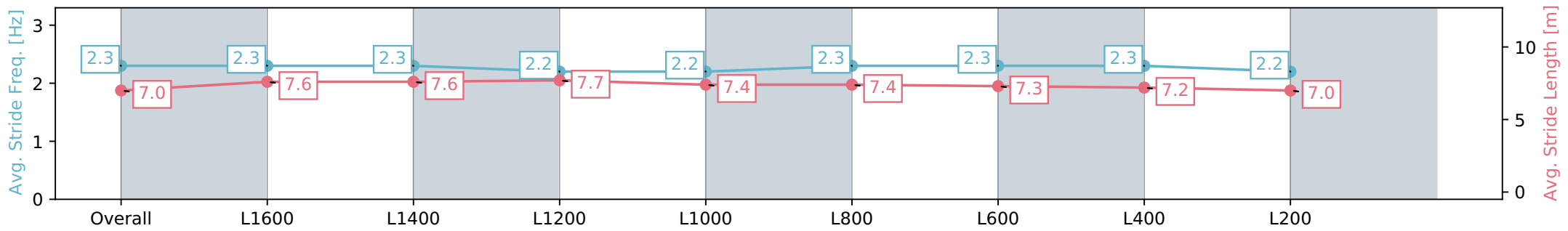
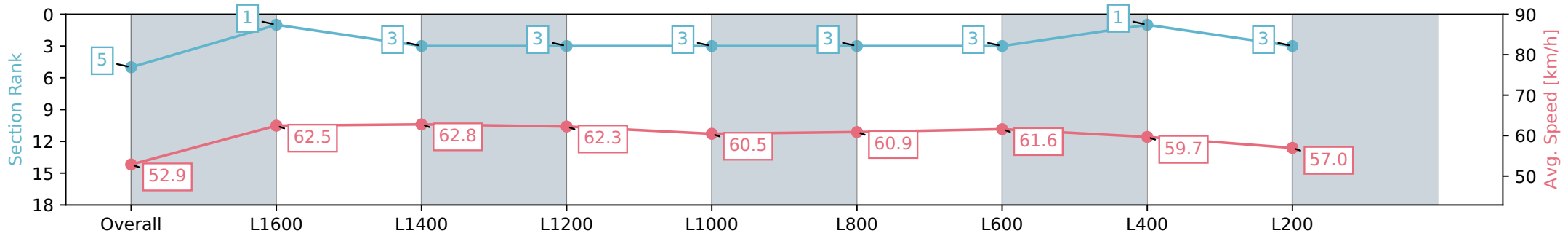
Race 8: Mulch N More Handicap - 1800m

25 May 2024 - 3:10PM

Track Rating: Soft 5, Weather: Fine, Rail Position: True



Section	Overall	L1600	L1400	L1200	L1000	L800	L600	L400	L200
Section Times	1:48.84 [5] (0:13.63)	1:35.21 [1] (0:11.55)	1:23.66 [3] (0:11.45)	1:12.21 [3] (0:11.57)	1:00.63 [3] (0:12.00)	0:48.63 [3] (0:12.01)	0:36.62 [3] (0:11.86)	0:24.76 [1] (0:12.07)	0:12.69 [3] (0:12.69)
Average Speed [km/h]	52.9	62.5	62.8	62.3	60.5	60.9	61.6	59.7	57.0
Top Speed [km/h]	61.7	63.1	63.1	63.2	60.9	61.9	63.4	61.2	58.6
Avg. Dist. to Rail [m]	5.4	2.2	0.9	0.9	1.7	2.9	3.7	6.1	8.5
Avg. Stride Freq. [Hz]	2.3	2.3	2.3	2.2	2.2	2.3	2.3	2.3	2.2
Avg. Stride Length [m]	7.0	7.6	7.6	7.7	7.4	7.4	7.3	7.2	7.0



- [] Ranking at each section and finish
- :-:- No data available at this section
- NA No data available

Horse/Jockey Name	A TOUCH FROSTY/Margaret Collett
Finish Rank	6
Fastest Section Time (Section)	0:11.62 (L800)
Top Speed [km/h] (Section)	65.0 (L1000)
Race State	Finished



Thomas Farms RC Murray Bridge SA - Professional

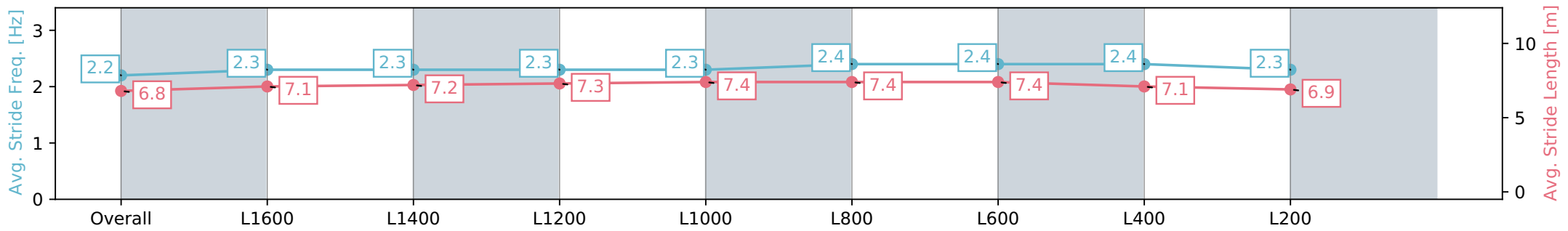
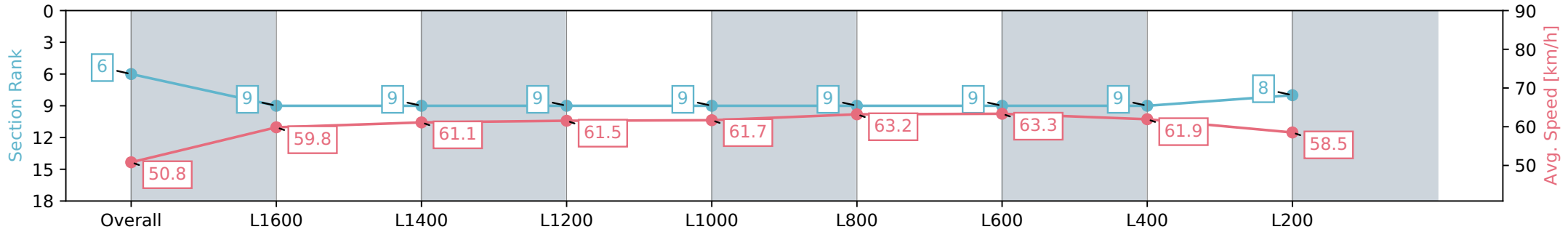
Race 8: Mulch N More Handicap - 1800m

25 May 2024 - 3:10PM

Track Rating: Soft 5, Weather: Fine, Rail Position: True



Section	Overall	L1600	L1400	L1200	L1000	L800	L600	L400	L200
Section Times	1:48.86 [6] (0:14.18)	1:34.68 [9] (0:12.03)	1:22.65 [9] (0:11.78)	1:10.87 [9] (0:11.70)	0:59.17 [9] (0:11.84)	0:47.33 [9] (0:11.62)	0:35.71 [9] (0:11.73)	0:23.98 [9] (0:11.62)	0:12.36 [8] (0:12.36)
Average Speed [km/h]	50.8	59.8	61.1	61.5	61.7	63.2	63.3	61.9	58.5
Top Speed [km/h]	60.0	61.2	62.6	62.3	64.1	65.0	64.7	64.5	60.9
Avg. Dist. to Rail [m]	4.1	2.6	1.6	2.0	2.4	4.1	7.4	12.2	14.2
Avg. Stride Freq. [Hz]	2.2	2.3	2.3	2.3	2.3	2.4	2.4	2.4	2.3
Avg. Stride Length [m]	6.8	7.1	7.2	7.3	7.4	7.4	7.4	7.1	6.9



- [] Ranking at each section and finish
- :-:- No data available at this section
- NA No data available

Horse/Jockey Name	HOLMES/Jake Toeroek
Finish Rank	7
Fastest Section Time (Section)	0:11.66 (L1600)
Top Speed [km/h] (Section)	62.9 (L800)
Race State	Finished



Thomas Farms RC Murray Bridge SA - Professional

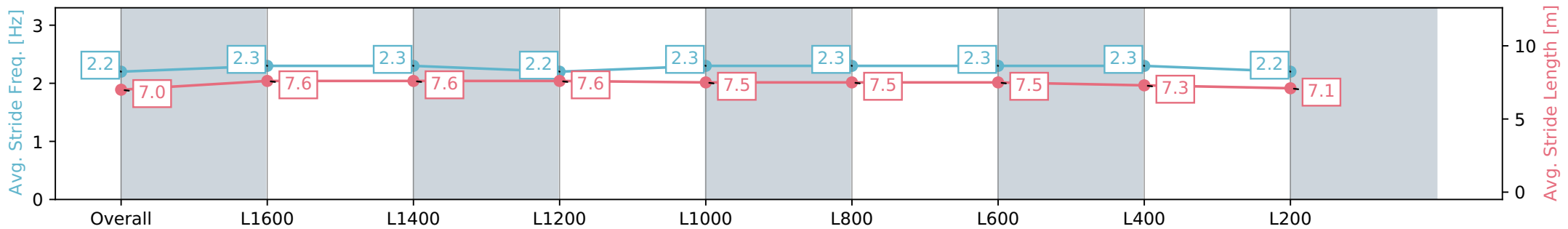
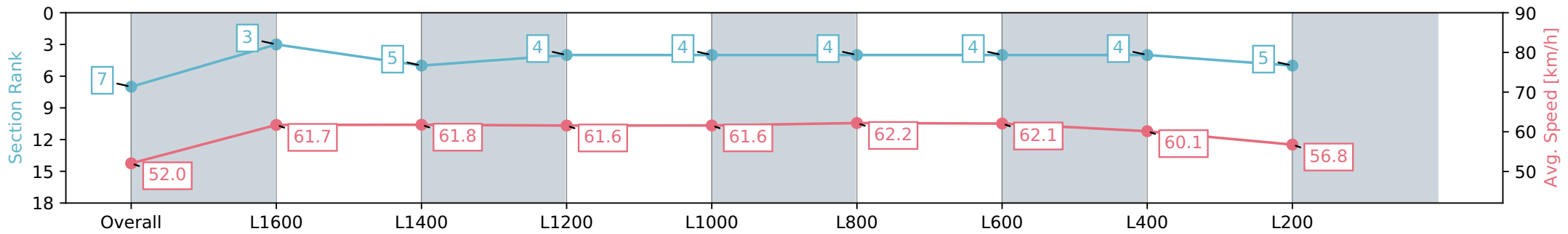
Race 8: Mulch N More Handicap - 1800m

25 May 2024 - 3:10PM

Track Rating: Soft 5, Weather: Fine, Rail Position: True



Section	Overall	L1600	L1400	L1200	L1000	L800	L600	L400	L200
Section Times	1:49.00 [7] (0:13.85)	1:35.15 [3] (0:11.66)	1:23.49 [5] (0:11.67)	1:11.82 [4] (0:11.71)	1:00.11 [4] (0:11.79)	0:48.32 [4] (0:11.76)	0:36.56 [4] (0:11.84)	0:24.72 [4] (0:11.97)	0:12.75 [5] (0:12.75)
Average Speed [km/h]	52.0	61.7	61.8	61.6	61.6	62.2	62.1	60.1	56.8
Top Speed [km/h]	61.2	62.3	62.1	61.9	62.4	62.8	62.9	61.0	58.5
Avg. Dist. to Rail [m]	6.4	1.9	1.1	1.2	1.7	3.1	4.9	7.8	10.1
Avg. Stride Freq. [Hz]	2.2	2.3	2.3	2.2	2.3	2.3	2.3	2.3	2.2
Avg. Stride Length [m]	7.0	7.6	7.6	7.6	7.5	7.5	7.5	7.3	7.1



- [] Ranking at each section and finish
- :-:- No data available at this section
- NA No data available

Horse/Jockey Name	APPLIED/Jessica Eaton
Finish Rank	8
Fastest Section Time (Section)	0:11.69 (L800)
Top Speed [km/h] (Section)	63.0 (L800)
Race State	Finished



Thomas Farms RC Murray Bridge SA - Professional

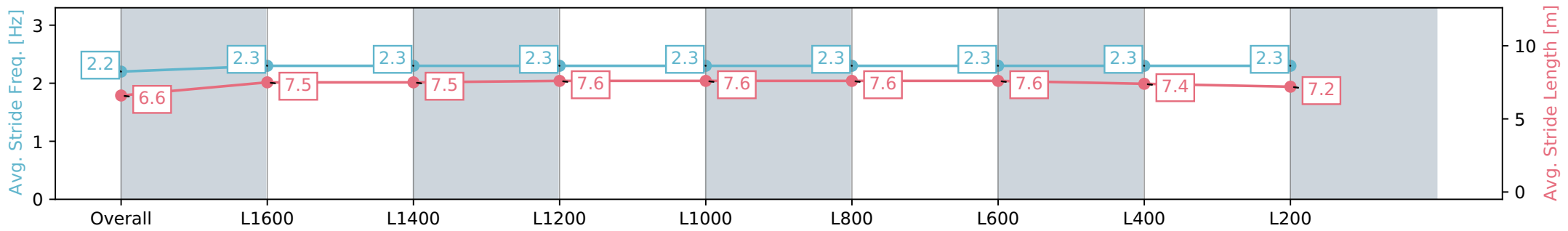
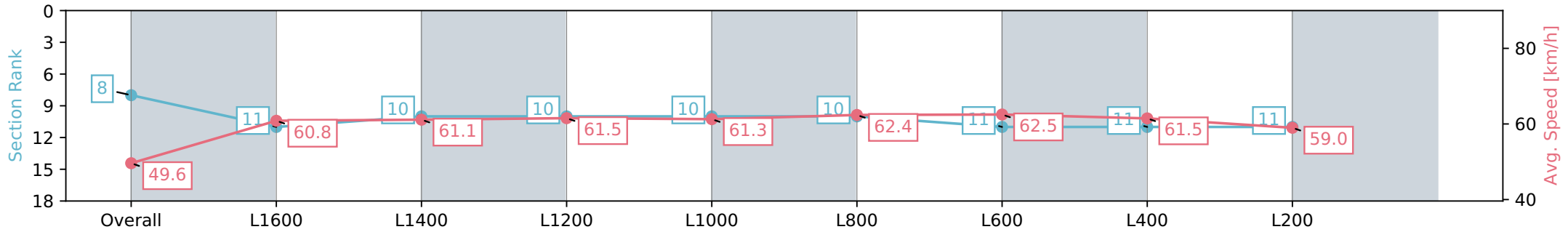
Race 8: Mulch N More Handicap - 1800m

25 May 2024 - 3:10PM

Track Rating: Soft 5, Weather: Fine, Rail Position: True



Section	Overall	L1600	L1400	L1200	L1000	L800	L600	L400	L200
Section Times	1:49.08 [8] (0:14.50)	1:34.58 [11] (0:11.84)	1:22.74 [10] (0:11.80)	1:10.94 [10] (0:11.70)	0:59.24 [10] (0:11.79)	0:47.45 [10] (0:11.69)	0:35.76 [11] (0:11.79)	0:23.97 [11] (0:11.71)	0:12.26 [11] (0:12.26)
Average Speed [km/h]	49.6	60.8	61.1	61.5	61.3	62.4	62.5	61.5	59.0
Top Speed [km/h]	60.1	61.3	61.9	61.9	61.9	62.7	63.0	62.1	61.0
Avg. Dist. to Rail [m]	2.0	0.9	0.2	0.3	0.8	2.6	5.5	9.7	13.6
Avg. Stride Freq. [Hz]	2.2	2.3	2.3	2.3	2.3	2.3	2.3	2.3	2.3
Avg. Stride Length [m]	6.6	7.5	7.5	7.6	7.6	7.6	7.6	7.4	7.2



Report Created: Sat 25 May 2024 15:56:19 GMT+10 (Note: Timing is based on positional data)

- [] Ranking at each section and finish
- :-:- No data available at this section
- NA No data available

Horse/Jockey Name	SUPERIOR SAM/Kayla Crowther
Finish Rank	9
Fastest Section Time (Section)	0:11.51 (L800)
Top Speed [km/h] (Section)	63.8 (L800)
Race State	Finished



Thomas Farms RC Murray Bridge SA - Professional

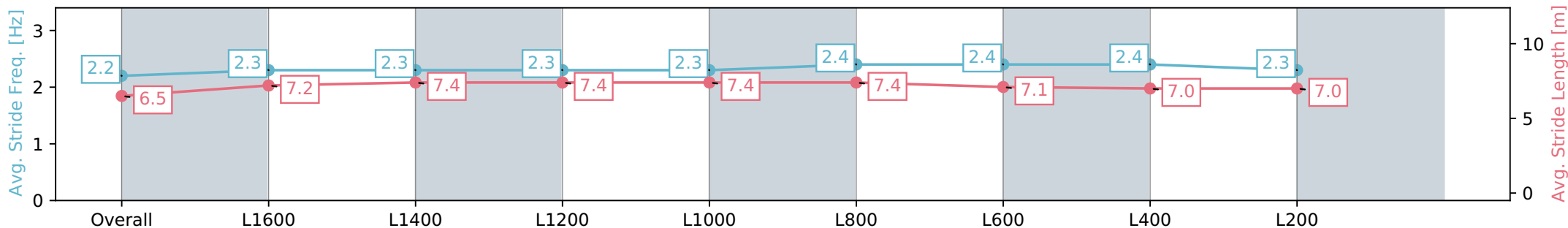
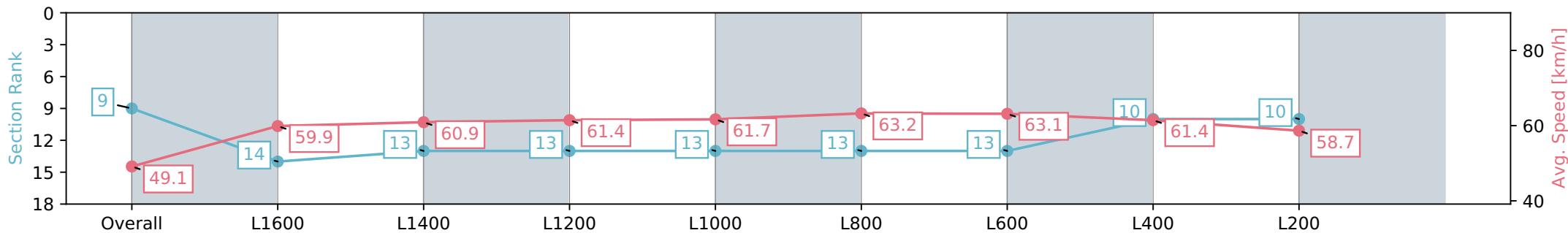
Race 8: Mulch N More Handicap - 1800m

25 May 2024 - 3:10PM

Track Rating: Soft 5, Weather: Fine, Rail Position: True



Section	Overall	L1600	L1400	L1200	L1000	L800	L600	L400	L200
Section Times	1:49.14 [9] (0:14.68)	1:34.46 [14] (0:12.01)	1:22.45 [13] (0:11.82)	1:10.63 [13] (0:11.73)	0:58.90 [13] (0:11.75)	0:47.15 [13] (0:11.51)	0:35.64 [13] (0:11.57)	0:24.06 [10] (0:11.72)	0:12.34 [10] (0:12.34)
Average Speed [km/h]	49.1	59.9	60.9	61.4	61.7	63.2	63.1	61.4	58.7
Top Speed [km/h]	59.5	60.6	62.8	62.6	62.5	63.8	63.8	62.9	60.2
Avg. Dist. to Rail [m]	6.4	2.1	0.4	0.9	1.2	2.3	3.8	7.0	7.9
Avg. Stride Freq. [Hz]	2.2	2.3	2.3	2.3	2.3	2.4	2.4	2.4	2.3
Avg. Stride Length [m]	6.5	7.2	7.4	7.4	7.4	7.4	7.1	7.0	7.0



- [] Ranking at each section and finish
- :-:- No data available at this section
- NA No data available

Horse/Jockey Name	BELLAVARDO/Teagan Voorham
Finish Rank	10
Fastest Section Time (Section)	0:11.57 (L800)
Top Speed [km/h] (Section)	63.9 (L1000)
Race State	Finished



Thomas Farms RC Murray Bridge SA - Professional

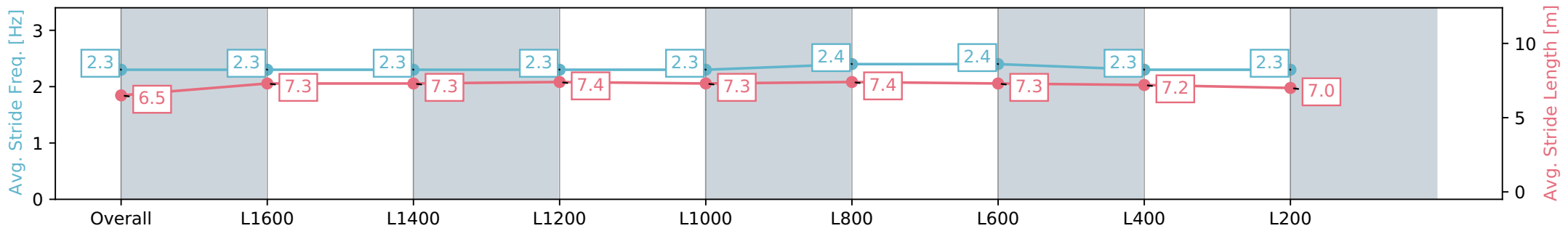
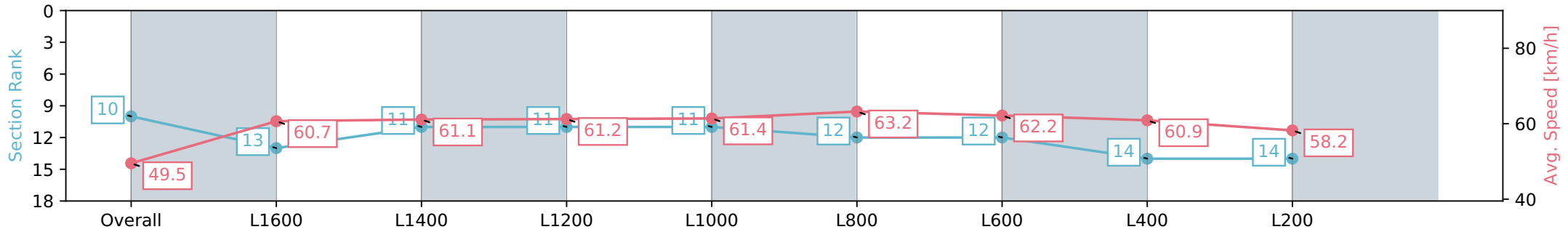
Race 8: Mulch N More Handicap - 1800m

25 May 2024 - 3:10PM

Track Rating: Soft 5, Weather: Fine, Rail Position: True



Section	Overall	L1600	L1400	L1200	L1000	L800	L600	L400	L200
Section Times	1:49.55 [10] (0:14.56)	1:34.98 [13] (0:11.86)	1:23.12 [11] (0:11.79)	1:11.33 [11] (0:11.76)	0:59.57 [11] (0:11.82)	0:47.75 [12] (0:11.57)	0:36.17 [12] (0:11.89)	0:24.28 [14] (0:11.82)	0:12.46 [14] (0:12.46)
Average Speed [km/h]	49.5	60.7	61.1	61.2	61.4	63.2	62.2	60.9	58.2
Top Speed [km/h]	60.8	61.4	61.9	62.0	62.7	63.9	62.9	62.1	59.4
Avg. Dist. to Rail [m]	5.3	1.6	0.6	0.8	1.6	3.4	6.3	10.3	12.2
Avg. Stride Freq. [Hz]	2.3	2.3	2.3	2.3	2.3	2.4	2.4	2.3	2.3
Avg. Stride Length [m]	6.5	7.3	7.3	7.4	7.3	7.4	7.3	7.2	7.0



- [] Ranking at each section and finish
- :-:- No data available at this section
- NA No data available

Horse/Jockey Name	BELLINI MISS/Neil Farley
Finish Rank	11
Fastest Section Time (Section)	0:11.44 (L800)
Top Speed [km/h] (Section)	65.8 (L1600)
Race State	Finished



Thomas Farms RC Murray Bridge SA - Professional

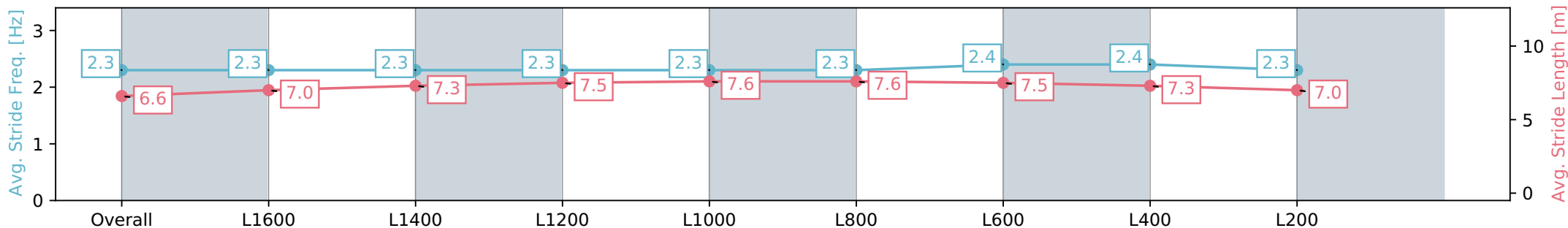
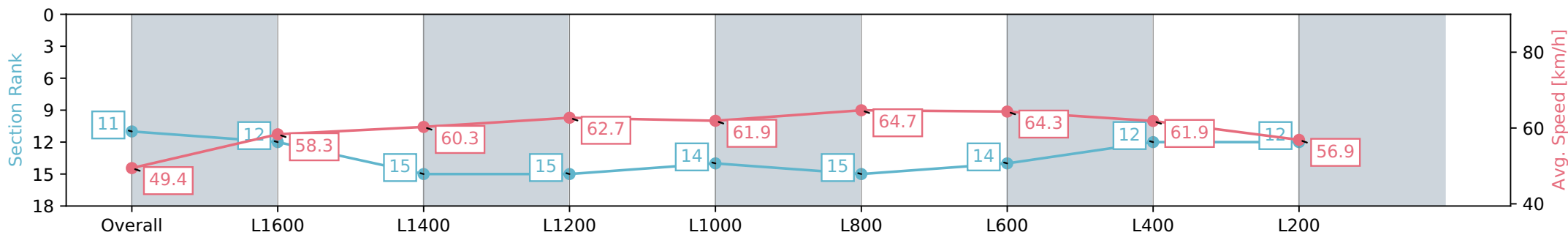
Race 8: Mulch N More Handicap - 1800m

25 May 2024 - 3:10PM

Track Rating: Soft 5, Weather: Fine, Rail Position: True



Section	Overall	L1600	L1400	L1200	L1000	L800	L600	L400	L200
Section Times	1:49.56 [11] (0:14.56)	1:35.00 [12] (0:12.36)	1:22.64 [15] (0:11.91)	1:10.73 [15] (0:11.51)	0:59.22 [14] (0:11.80)	0:47.42 [15] (0:11.44)	0:35.98 [14] (0:11.61)	0:24.37 [12] (0:11.66)	0:12.71 [12] (0:12.71)
Average Speed [km/h]	49.4	58.3	60.3	62.7	61.9	64.7	64.3	61.9	56.9
Top Speed [km/h]	57.9	59.8	65.8	65.2	64.8	65.8	65.2	63.9	59.2
Avg. Dist. to Rail [m]	9.6	4.8	1.3	1.3	2.7	5.5	9.2	15.2	15.9
Avg. Stride Freq. [Hz]	2.3	2.3	2.3	2.3	2.3	2.3	2.4	2.4	2.3
Avg. Stride Length [m]	6.6	7.0	7.3	7.5	7.6	7.6	7.5	7.3	7.0



- [] Ranking at each section and finish
- :-:- No data available at this section
- NA No data available

Horse/Jockey Name	FOX GEM/Lachlan Neindorf
Finish Rank	12
Fastest Section Time (Section)	0:11.52 (L800)
Top Speed [km/h] (Section)	65.1 (L1200)
Race State	Finished



Thomas Farms RC Murray Bridge SA - Professional

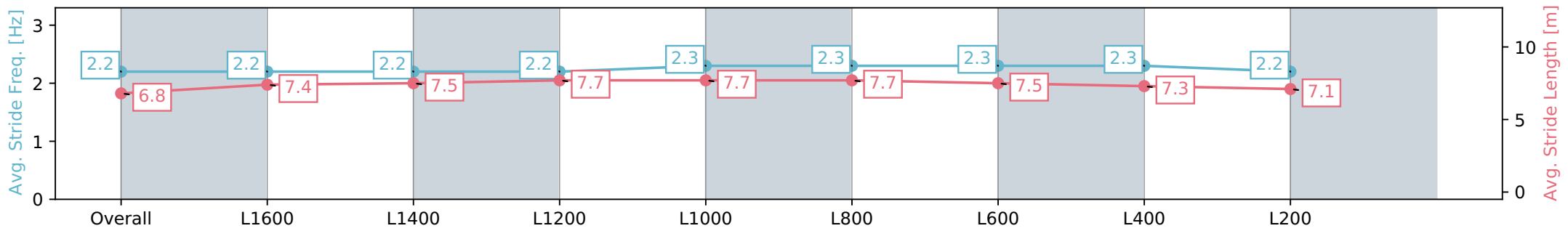
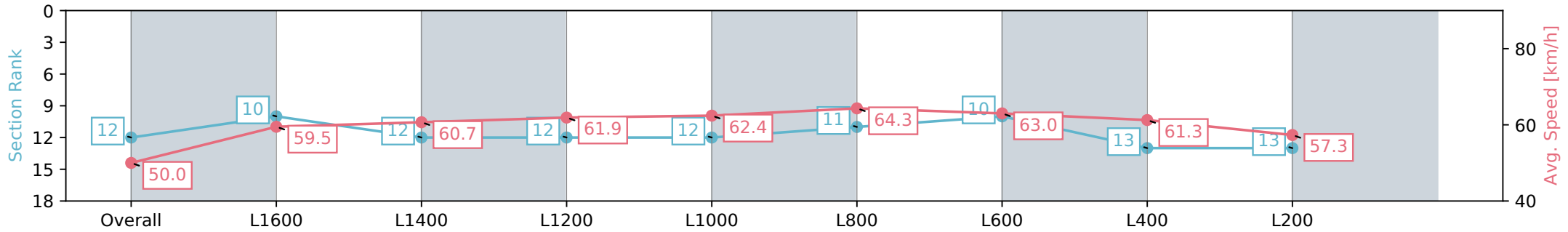
Race 8: Mulch N More Handicap - 1800m

25 May 2024 - 3:10PM

Track Rating: Soft 5, Weather: Fine, Rail Position: True



Section	Overall	L1600	L1400	L1200	L1000	L800	L600	L400	L200
Section Times	1:49.57 [12] (0:14.40)	1:35.17 [10] (0:12.10)	1:23.07 [12] (0:11.87)	1:11.20 [12] (0:11.66)	0:59.54 [12] (0:11.76)	0:47.78 [11] (0:11.52)	0:36.26 [10] (0:11.88)	0:24.38 [13] (0:11.77)	0:12.61 [13] (0:12.61)
Average Speed [km/h]	50.0	59.5	60.7	61.9	62.4	64.3	63.0	61.3	57.3
Top Speed [km/h]	59.7	60.1	62.5	63.1	65.1	65.1	64.2	62.7	59.3
Avg. Dist. to Rail [m]	5.9	3.4	2.8	3.0	3.6	6.1	9.2	14.4	14.6
Avg. Stride Freq. [Hz]	2.2	2.2	2.2	2.2	2.3	2.3	2.3	2.3	2.2
Avg. Stride Length [m]	6.8	7.4	7.5	7.7	7.7	7.7	7.5	7.3	7.1



Report Created: Sat 25 May 2024 15:56:34 GMT+10 (Note: Timing is based on positional data)

- [] Ranking at each section and finish
- :-:- No data available at this section
- NA No data available

Horse/Jockey Name	TEST THE LAW/Rochelle Milnes
Finish Rank	13
Fastest Section Time (Section)	0:11.06 (L1600)
Top Speed [km/h] (Section)	65.8 (Overall)
Race State	Finished



Thomas Farms RC Murray Bridge SA - Professional

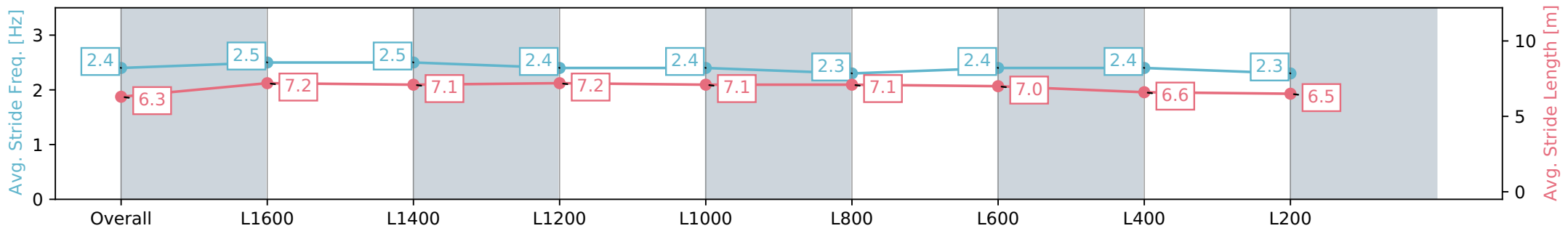
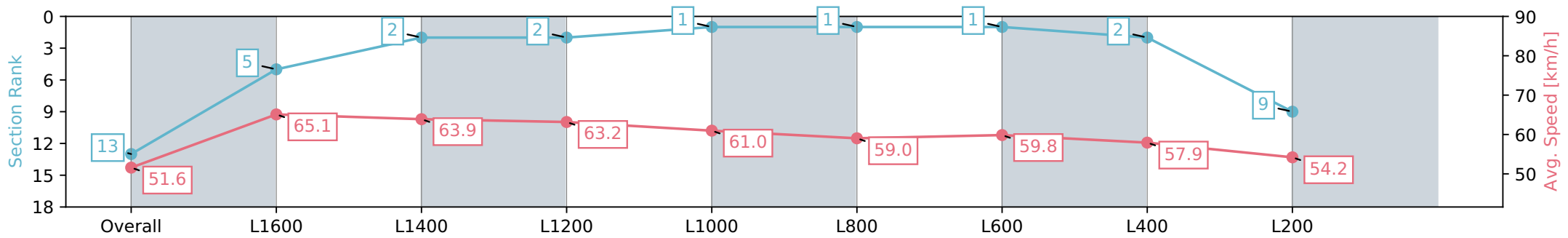
Race 8: Mulch N More Handicap - 1800m

25 May 2024 - 3:10PM

Track Rating: Soft 5, Weather: Fine, Rail Position: True



Section	Overall	L1600	L1400	L1200	L1000	L800	L600	L400	L200
Section Times	1:49.87 [13] (0:13.98)	1:35.89 [5] (0:11.06)	1:24.83 [2] (0:11.28)	1:13.55 [2] (0:11.40)	1:02.15 [1] (0:11.92)	0:50.23 [1] (0:12.32)	0:37.91 [1] (0:12.14)	0:25.77 [2] (0:12.43)	0:13.34 [9] (0:13.34)
Average Speed [km/h]	51.6	65.1	63.9	63.2	61.0	59.0	59.8	57.9	54.2
Top Speed [km/h]	62.8	65.8	64.6	64.7	63.1	59.9	61.3	59.3	56.3
Avg. Dist. to Rail [m]	8.4	3.5	1.9	2.0	1.6	1.9	2.4	4.0	4.3
Avg. Stride Freq. [Hz]	2.4	2.5	2.5	2.4	2.4	2.3	2.4	2.4	2.3
Avg. Stride Length [m]	6.3	7.2	7.1	7.2	7.1	7.1	7.0	6.6	6.5



- [] Ranking at each section and finish
- :-:- No data available at this section
- NA No data available

Horse/Jockey Name	HARBOURING/Anna Jordsjo
Finish Rank	14
Fastest Section Time (Section)	0:11.28 (L1400)
Top Speed [km/h] (Section)	64.2 (Overall)
Race State	Finished



Thomas Farms RC Murray Bridge SA - Professional

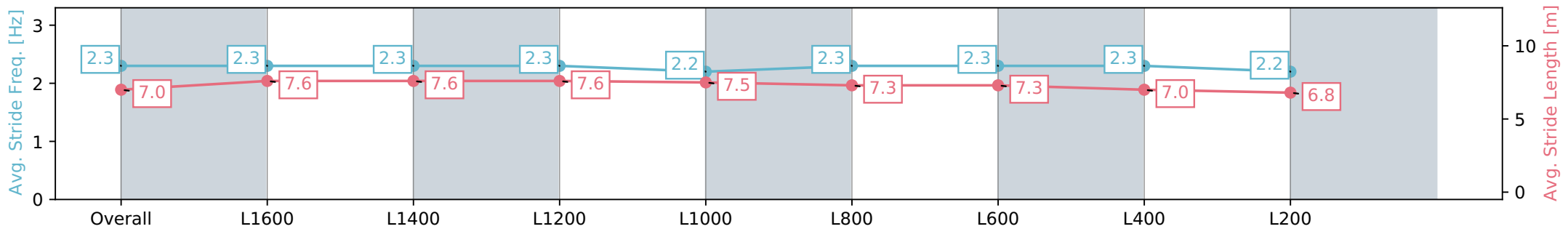
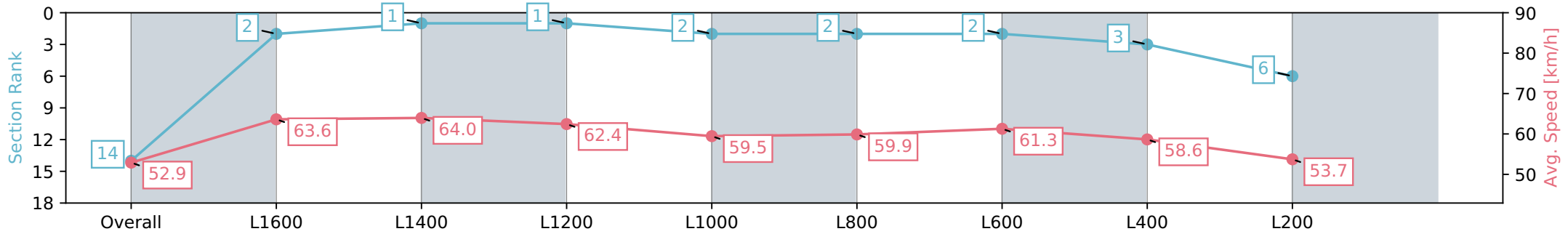
Race 8: Mulch N More Handicap - 1800m

25 May 2024 - 3:10PM

Track Rating: Soft 5, Weather: Fine, Rail Position: True



Section	Overall	L1600	L1400	L1200	L1000	L800	L600	L400	L200
Section Times	1:49.88 [14] (0:13.63)	1:36.25 [2] (0:11.30)	1:24.95 [1] (0:11.28)	1:13.67 [1] (0:11.52)	1:02.15 [2] (0:12.18)	0:49.97 [2] (0:12.22)	0:37.75 [2] (0:12.02)	0:25.73 [3] (0:12.28)	0:13.45 [6] (0:13.45)
Average Speed [km/h]	52.9	63.6	64.0	62.4	59.5	59.9	61.3	58.6	53.7
Top Speed [km/h]	62.7	64.2	64.2	63.4	60.6	62.4	62.4	60.1	56.4
Avg. Dist. to Rail [m]	0.9	0.2	0.5	0.2	1.1	3.2	5.3	7.4	8.4
Avg. Stride Freq. [Hz]	2.3	2.3	2.3	2.3	2.2	2.3	2.3	2.3	2.2
Avg. Stride Length [m]	7.0	7.6	7.6	7.6	7.5	7.3	7.3	7.0	6.8



- [] Ranking at each section and finish
- :-:- No data available at this section
- NA No data available

Horse/Jockey Name	FLIGHT DECK/Alana Livesey
Finish Rank	15
Fastest Section Time (Section)	0:11.57 (L1200)
Top Speed [km/h] (Section)	64.8 (L1000)
Race State	Finished



Thomas Farms RC Murray Bridge SA - Professional

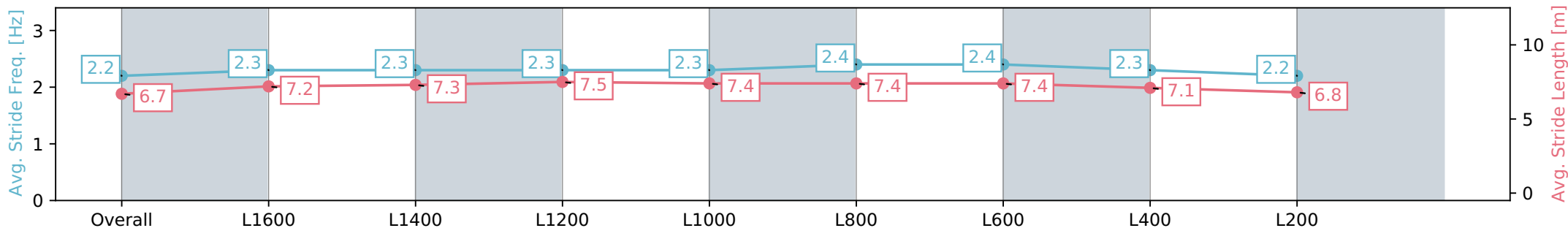
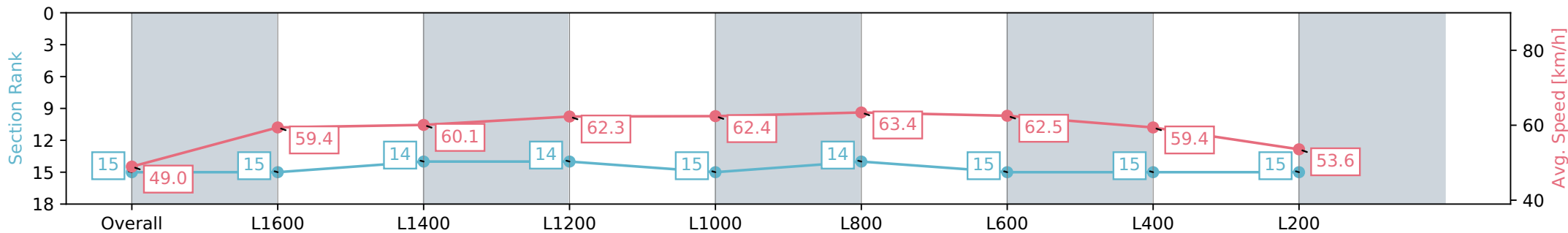
Race 8: Mulch N More Handicap - 1800m

25 May 2024 - 3:10PM

Track Rating: Soft 5, Weather: Fine, Rail Position: True



Section	Overall	L1600	L1400	L1200	L1000	L800	L600	L400	L200
Section Times	1:51.35 [15] (0:14.70)	1:36.65 [15] (0:12.13)	1:24.52 [14] (0:11.97)	1:12.55 [14] (0:11.57)	1:00.97 [15] (0:11.69)	0:49.28 [14] (0:11.72)	0:37.56 [15] (0:11.96)	0:25.60 [15] (0:12.11)	0:13.49 [15] (0:13.49)
Average Speed [km/h]	49.0	59.4	60.1	62.3	62.4	63.4	62.5	59.4	53.6
Top Speed [km/h]	60.0	60.3	63.2	63.8	64.2	64.8	63.4	61.2	56.9
Avg. Dist. to Rail [m]	8.1	3.4	1.4	1.7	2.5	6.4	8.5	12.0	12.4
Avg. Stride Freq. [Hz]	2.2	2.3	2.3	2.3	2.3	2.4	2.4	2.3	2.2
Avg. Stride Length [m]	6.7	7.2	7.3	7.5	7.4	7.4	7.4	7.1	6.8



- [] Ranking at each section and finish
- :-:- No data available at this section
- NA No data available