



RACINGSA

Thomas Farms RC Murray Bridge SA Race 7: Hallett Concrete Handicap - 1400m

25 May 2024 - 2:28PM

Track Rating: Soft 5, Weather: Fine, Rail Position: True



Murray Bridge
Racing Club

Section Field Times							Overall	L1200	L1000	L800	L600	L400		
							1:24.52 (0:14.02)	1:10.50 (0:11.50)	0:59.00 (0:12.23)	0:46.77 (0:12.40)	0:34.37 (0:11.80)	0:22.56 (0:11.05)		
Position	#	Horse/Jockey	Barrier	Top Speed [km/h]	Fastest Section	First 400m							Distance Travelled From Winner [m]	
1	1	OUTTA COMPTON Adam McCabe	9	65.3 600-400	0:11.17 400-200	0:25.57	1:24.52 (0:14.08)	1:10.44 [2] (0:11.50)	0:58.94 [2] (0:12.32)	0:46.62 [2] (0:12.30)	0:34.32 [2] (0:11.75)	0:22.57 [1] (0:11.17)		
2	3	MARACOURT Jake Toeroek	4	67.3 600-400	0:10.96 400-200	0:25.90	1:24.53 (0:14.26)	1:10.27 [5] (0:11.64)	0:58.63 [5] (0:12.32)	0:46.31 [5] (0:12.41)	0:33.90 [7] (0:11.65)	0:22.25 [7] (0:10.96)	+3	
3	7	BELMONT AVENUE Jacob Opperman	10	66.6 600-400	0:11.03 400-200	0:25.77	1:24.60 (0:14.10)	1:10.50 [3] (0:11.67)	0:58.83 [4] (0:12.33)	0:46.50 [4] (0:12.30)	0:34.20 [3] (0:11.56)	0:22.64 [2] (0:11.03)	+2	
4	11	BOLTED IN Kayla Crowther	12	66.2 600-400	0:11.00 400-200	0:26.24	1:24.70 (0:14.66)	1:10.04 [10] (0:11.57)	0:58.46 [8] (0:12.17)	0:46.29 [8] (0:12.18)	0:34.11 [6] (0:11.55)	0:22.56 [4] (0:11.00)	+9	
5	6	TI TREE LAD Jessica Eaton	5	66.9 600-400	0:11.13 400-200	0:25.97	1:24.94 (0:14.34)	1:10.60 [6] (0:11.63)	0:58.97 [6] (0:12.27)	0:46.70 [6] (0:12.34)	0:34.36 [5] (0:11.62)	0:22.74 [5] (0:11.13)	+10	
6	5	SET TO PROPHET Samuel Payne	8	66.1 600-400	0:11.01 400-200	0:26.25	1:24.96 (0:14.53)	1:10.43 [8] (0:11.72)	0:58.71 [9] (0:12.28)	0:46.43 [10] (0:12.37)	0:34.06 [10] (0:11.59)	0:22.47 [9] (0:11.01)	+3	
7	8	MASTER AT ARMS Justin Potter	6	65.8 800-600	0:11.14 400-200	0:26.25	1:25.19 (0:14.62)	1:10.57 [9] (0:11.63)	0:58.94 [10] (0:12.23)	0:46.71 [9] (0:12.39)	0:34.32 [9] (0:11.47)	0:22.85 [8] (0:11.14)	+8	
8	12	GARRIRE Ben Price	1	65.1 600-400	0:11.17 400-200	0:26.07	1:25.31 (0:14.43)	1:10.88 [7] (0:11.64)	0:59.24 [7] (0:12.24)	0:47.00 [7] (0:12.46)	0:34.54 [8] (0:11.72)	0:22.82 [10] (0:11.17)	+2	
9	10	HOLLERLUJAH Alana Livesey	3	65.2 600-400	0:11.17 400-200	0:25.70	1:25.36 (0:14.10)	1:11.26 [4] (0:11.60)	0:59.66 [3] (0:12.37)	0:47.29 [3] (0:12.49)	0:34.80 [4] (0:11.71)	0:23.09 [6] (0:11.17)	+1	
10	2	MAGNUM BULLET Neil Farley	7	63.7 1400-1200	0:11.51 1200-1000	0:25.52	1:25.89 (0:14.01)	1:11.88 [1] (0:11.51)	1:00.37 [1] (0:12.23)	0:48.14 [1] (0:12.40)	0:35.74 [1] (0:11.94)	0:23.80 [3] (0:11.53)	-4	

Scratched: Commander Meroo (#4), Lights Of Broadway (#9), Private Jet (#13), Jewel De Lune (#14)

Report Created: Sat 25 May 2024 15:18:10 GMT+10 (Note: Timing is based on positional data)

- [] Position in running at each section and finish
- :-:- No data available at this section
- NA No data available
- █ Background shading for fastest section
- # Saddle cloth number
- DNF Did not finish
- DNT Did not track



RACINGSA

Thomas Farms RC Murray Bridge SA Race 7: Hallett Concrete Handicap - 1400m

25 May 2024 - 2:28PM

Track Rating: Soft 5, Weather: Fine, Rail Position: True



Murray Bridge
Racing Club

Section

Field Times

L200

0:11.52

(0:11.52)

Position	#	Horse/Jockey	Barrier	Top Speed [km/h]	Fastest Section	First 400m	Margin							Distance Travelled From Winner [m]
1	1	OUTTA COMPTON Adam McCabe	9	65.3 600-400	0:11.17 400-200	0:25.57	0:11.40 [2] (0:11.40)	1:24.52						
2	3	MARACOURT Jake Toeroek	4	67.3 600-400	0:10.96 400-200	0:25.90	0:11.29 [4] (0:11.28)	0.1L						+3
3	7	BELMONT AVENUE Jacob Opperman	10	66.6 600-400	0:11.03 400-200	0:25.77	0:11.61 [1] (0:11.61)	0.5L						+2
4	11	BOLTED IN Kayla Crowther	12	66.2 600-400	0:11.00 400-200	0:26.24	0:11.56 [3] (0:11.56)	1.1L						+9
5	6	TI TREE LAD Jessica Eaton	5	66.9 600-400	0:11.13 400-200	0:25.97	0:11.61 [5] (0:11.61)	2.6L						+10
6	5	SET TO PROPHET Samuel Payne	8	66.1 600-400	0:11.01 400-200	0:26.25	0:11.46 [8] (0:11.46)	2.7L						+3
7	8	MASTER AT ARMS Justin Potter	6	65.8 800-600	0:11.14 400-200	0:26.25	0:11.71 [7] (0:11.71)	4.1L						+8
8	12	GARRIRE Ben Price	1	65.1 600-400	0:11.17 400-200	0:26.07	0:11.65 [10] (0:11.65)	4.9L						+2
9	10	HOLLERLUJAH Alana Livesey	3	65.2 600-400	0:11.17 400-200	0:25.70	0:11.92 [6] (0:11.92)	5.2L						+1
10	2	MAGNUM BULLET Neil Farley	7	63.7 1400-1200	0:11.51 1200-1000	0:25.52	0:12.27 [9] (0:12.27)	8.6L						-4

Scratched: Commander Meroo (#4), Lights Of Broadway (#9), Private Jet (#13), Jewel De Lune (#14)

Report Created: Sat 25 May 2024 15:18:10 GMT+10 (Note: Timing is based on positional data)

- [] Position in running at each section and finish # Saddle cloth number
- :-:- No data available at this section DNF Did not finish
- NA No data available DNT Did not track
- █ Background shading for fastest section

Horse/Jockey Name	OUTTA COMPTON/Adam McCabe
Finish Rank	1
Fastest Section Time (Section)	0:11.17 (L400)
Top Speed [km/h] (Section)	65.3 (L600)
Race State	Finished



Thomas Farms RC Murray Bridge SA - Professional

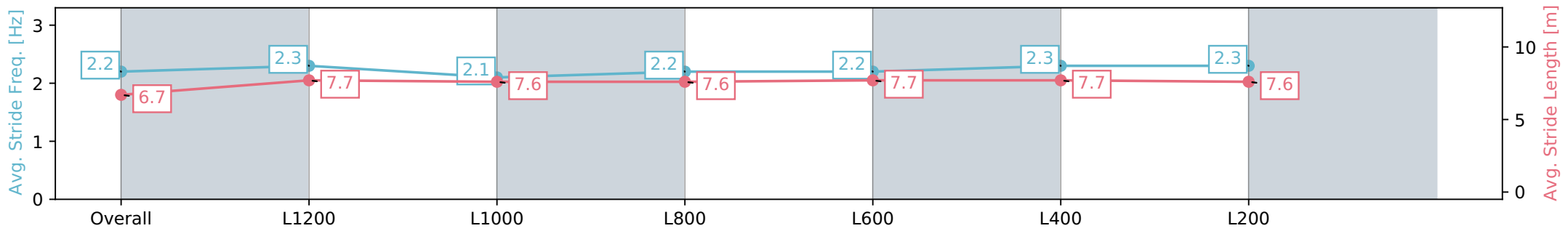
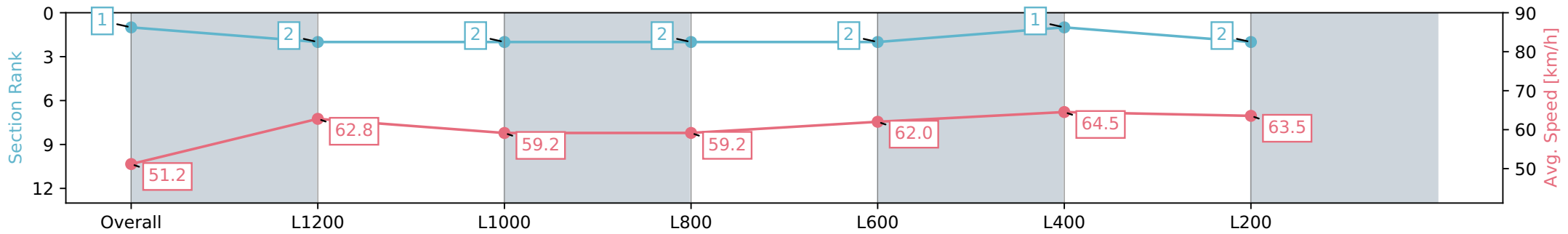
Race 7: Hallett Concrete Handicap - 1400m

25 May 2024 - 2:28PM

Track Rating: Soft 5, Weather: Fine, Rail Position: True



Section	Overall	L1200	L1000	L800	L600	L400	L200
Section Times	1:24.52 [1] (0:14.08)	1:10.44 [2] (0:11.50)	0:58.94 [2] (0:12.32)	0:46.62 [2] (0:12.30)	0:34.32 [2] (0:11.75)	0:22.57 [1] (0:11.17)	0:11.40 [2] (0:11.40)
Average Speed [km/h]	51.2	62.8	59.2	59.2	62.0	64.5	63.5
Top Speed [km/h]	63.4	64.4	59.9	60.4	64.3	65.3	63.7
Avg. Dist. to Rail [m]	6.6	3.4	2.4	2.1	3.2	6.5	8.3
Avg. Stride Freq. [Hz]	2.2	2.3	2.1	2.2	2.2	2.3	2.3
Avg. Stride Length [m]	6.7	7.7	7.6	7.6	7.7	7.7	7.6



[] Ranking at each section and finish
 -:-:- No data available at this section
 NA No data available

Horse/Jockey Name	MARACOURT/Jake Toeroek
Finish Rank	2
Fastest Section Time (Section)	0:10.96 (L400)
Top Speed [km/h] (Section)	67.3 (L600)
Race State	Finished



Thomas Farms RC Murray Bridge SA - Professional

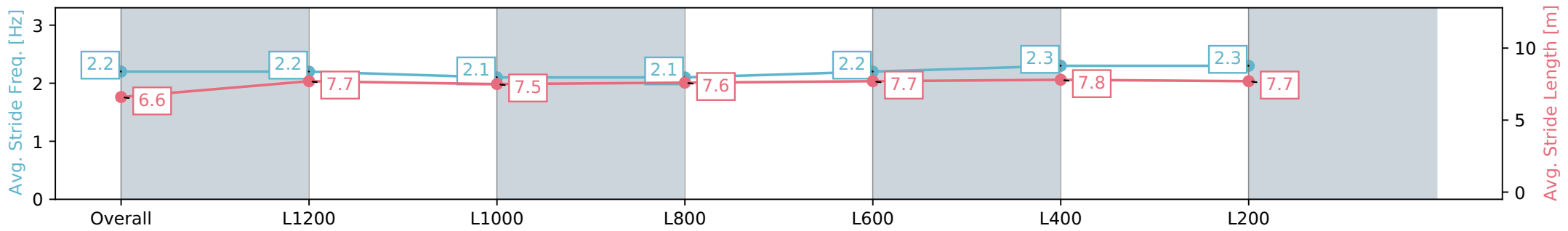
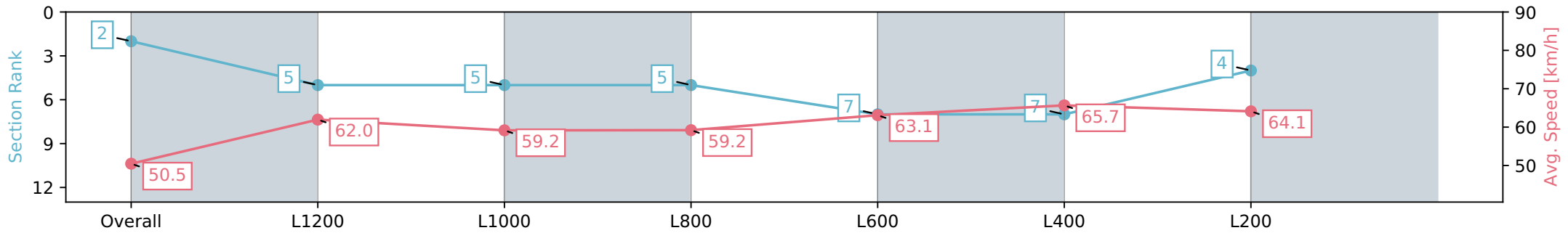
Race 7: Hallett Concrete Handicap - 1400m

25 May 2024 - 2:28PM

Track Rating: Soft 5, Weather: Fine, Rail Position: True



Section	Overall	L1200	L1000	L800	L600	L400	L200
Section Times	1:24.53 [2] (0:14.26)	1:10.27 [5] (0:11.64)	0:58.63 [5] (0:12.32)	0:46.31 [5] (0:12.41)	0:33.90 [7] (0:11.65)	0:22.25 [7] (0:10.96)	0:11.29 [4] (0:11.28)
Average Speed [km/h]	50.5	62.0	59.2	59.2	63.1	65.7	64.1
Top Speed [km/h]	62.4	62.8	60.4	60.8	66.2	67.3	65.3
Avg. Dist. to Rail [m]	2.1	1.6	2.5	4.0	4.8	6.3	7.9
Avg. Stride Freq. [Hz]	2.2	2.2	2.1	2.1	2.2	2.3	2.3
Avg. Stride Length [m]	6.6	7.7	7.5	7.6	7.7	7.8	7.7



[] Ranking at each section and finish
 -:-:- No data available at this section
 NA No data available

Horse/Jockey Name	BELMONT AVENUE/Jacob Opperman
Finish Rank	3
Fastest Section Time (Section)	0:11.03 (L400)
Top Speed [km/h] (Section)	66.6 (L600)
Race State	Finished



Thomas Farms RC Murray Bridge SA - Professional

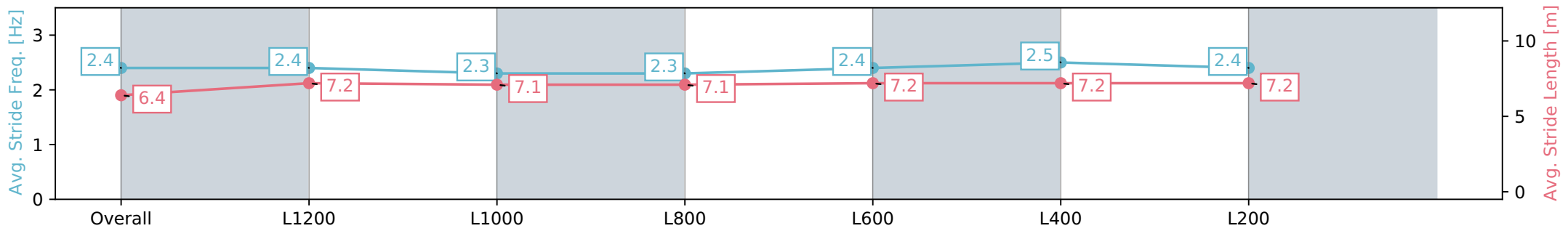
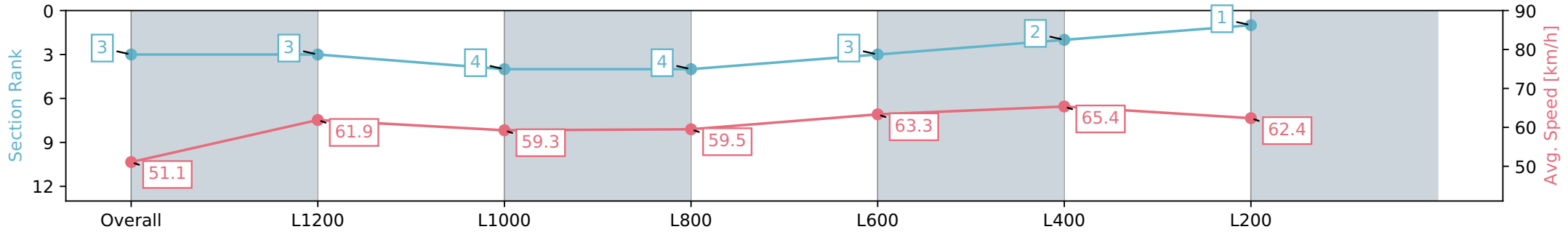
Race 7: Hallett Concrete Handicap - 1400m

25 May 2024 - 2:28PM

Track Rating: Soft 5, Weather: Fine, Rail Position: True



Section	Overall	L1200	L1000	L800	L600	L400	L200
Section Times	1:24.60 [3] (0:14.10)	1:10.50 [3] (0:11.67)	0:58.83 [4] (0:12.33)	0:46.50 [4] (0:12.30)	0:34.20 [3] (0:11.56)	0:22.64 [2] (0:11.03)	0:11.61 [1] (0:11.61)
Average Speed [km/h]	51.1	61.9	59.3	59.5	63.3	65.4	62.4
Top Speed [km/h]	63.9	62.6	61.0	61.6	65.7	66.6	63.8
Avg. Dist. to Rail [m]	6.5	2.6	2.9	3.4	4.2	8.6	10.6
Avg. Stride Freq. [Hz]	2.4	2.4	2.3	2.3	2.4	2.5	2.4
Avg. Stride Length [m]	6.4	7.2	7.1	7.1	7.2	7.2	7.2



- [] Ranking at each section and finish
- :-:- No data available at this section
- NA No data available

Horse/Jockey Name	BOLTED IN/Kayla Crowther
Finish Rank	4
Fastest Section Time (Section)	0:11.00 (L400)
Top Speed [km/h] (Section)	66.2 (L600)
Race State	Finished



Thomas Farms RC Murray Bridge SA - Professional

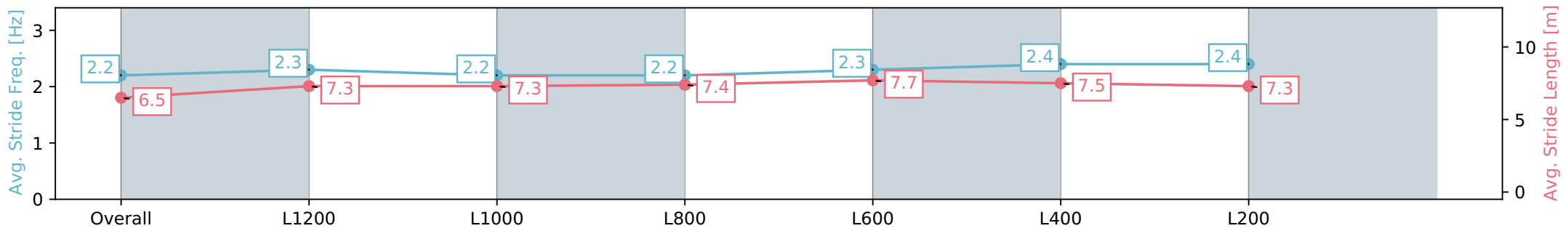
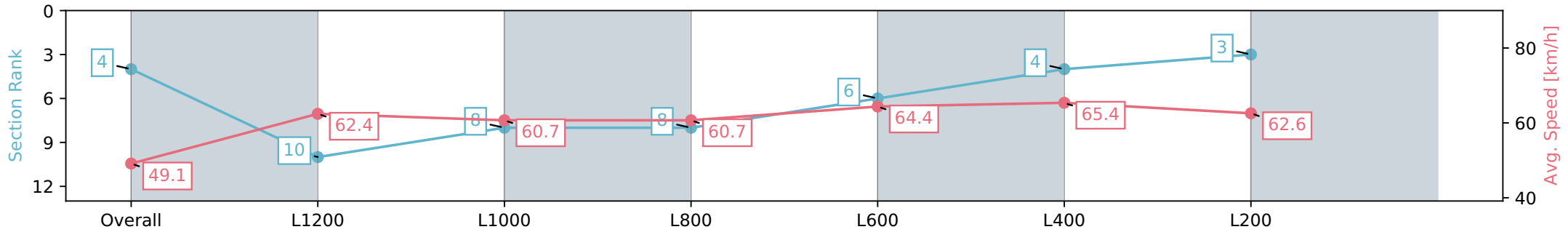
Race 7: Hallett Concrete Handicap - 1400m

25 May 2024 - 2:28PM

Track Rating: Soft 5, Weather: Fine, Rail Position: True



Section	Overall	L1200	L1000	L800	L600	L400	L200
Section Times	1:24.70 [4] (0:14.66)	1:10.04 [10] (0:11.57)	0:58.46 [8] (0:12.17)	0:46.29 [8] (0:12.18)	0:34.11 [6] (0:11.55)	0:22.56 [4] (0:11.00)	0:11.56 [3] (0:11.56)
Average Speed [km/h]	49.1	62.4	60.7	60.7	64.4	65.4	62.6
Top Speed [km/h]	62.9	63.7	61.0	63.3	65.6	66.2	64.8
Avg. Dist. to Rail [m]	7.1	4.1	5.0	5.7	6.9	10.5	11.9
Avg. Stride Freq. [Hz]	2.2	2.3	2.2	2.2	2.3	2.4	2.4
Avg. Stride Length [m]	6.5	7.3	7.3	7.4	7.7	7.5	7.3



[] Ranking at each section and finish
 -:-:- No data available at this section
 NA No data available

Horse/Jockey Name	TI TREE LAD/Jessica Eaton
Finish Rank	5
Fastest Section Time (Section)	0:11.13 (L400)
Top Speed [km/h] (Section)	66.9 (L600)
Race State	Finished



Thomas Farms RC Murray Bridge SA - Professional

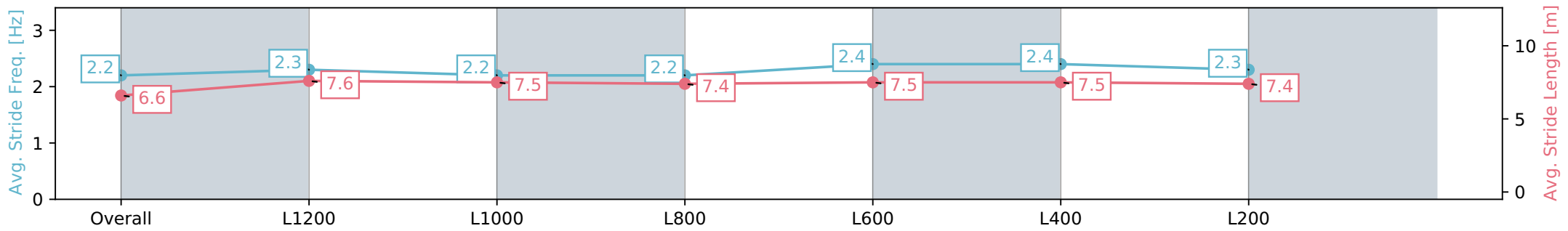
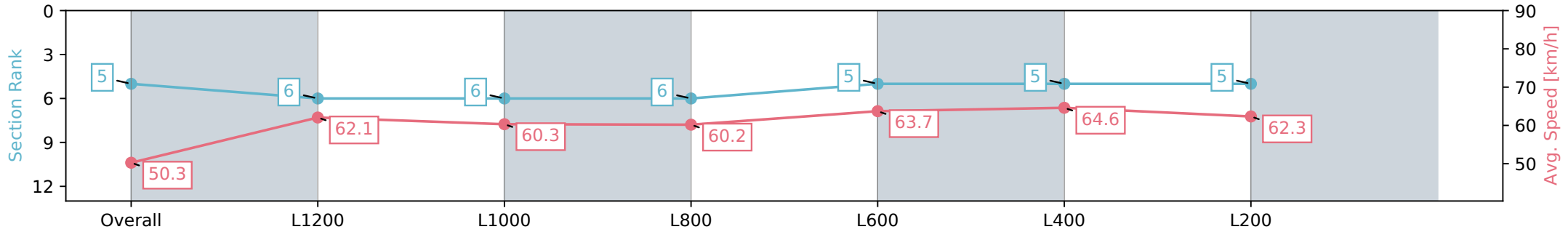
Race 7: Hallett Concrete Handicap - 1400m

25 May 2024 - 2:28PM

Track Rating: Soft 5, Weather: Fine, Rail Position: True



Section	Overall	L1200	L1000	L800	L600	L400	L200
Section Times	1:24.94 [5] (0:14.34)	1:10.60 [6] (0:11.63)	0:58.97 [6] (0:12.27)	0:46.70 [6] (0:12.34)	0:34.36 [5] (0:11.62)	0:22.74 [5] (0:11.13)	0:11.61 [5] (0:11.61)
Average Speed [km/h]	50.3	62.1	60.3	60.2	63.7	64.6	62.3
Top Speed [km/h]	63.6	63.7	61.3	61.9	65.1	66.9	63.9
Avg. Dist. to Rail [m]	4.1	3.5	5.2	6.4	6.2	9.6	10.8
Avg. Stride Freq. [Hz]	2.2	2.3	2.2	2.2	2.4	2.4	2.3
Avg. Stride Length [m]	6.6	7.6	7.5	7.4	7.5	7.5	7.4



- [] Ranking at each section and finish
- :-:- No data available at this section
- NA No data available

Horse/Jockey Name	SET TO PROPHET/Samuel Payne
Finish Rank	6
Fastest Section Time (Section)	0:11.01 (L400)
Top Speed [km/h] (Section)	66.1 (L600)
Race State	Finished



Thomas Farms RC Murray Bridge SA - Professional

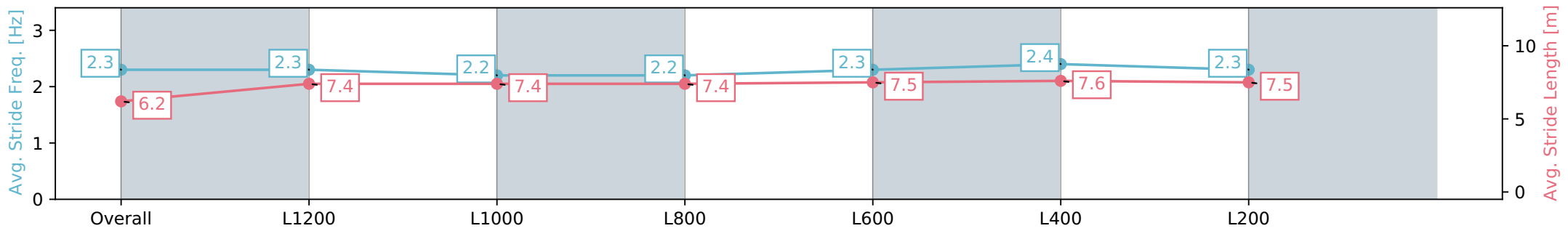
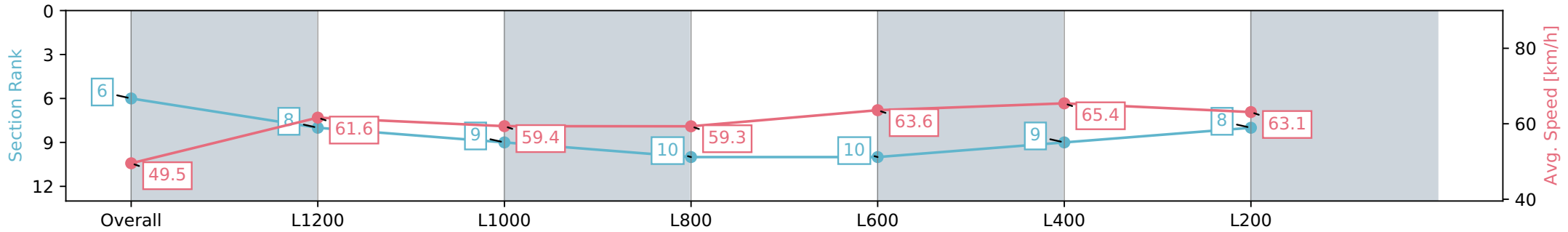
Race 7: Hallett Concrete Handicap - 1400m

25 May 2024 - 2:28PM

Track Rating: Soft 5, Weather: Fine, Rail Position: True



Section	Overall	L1200	L1000	L800	L600	L400	L200
Section Times	1:24.96 [6] (0:14.53)	1:10.43 [8] (0:11.72)	0:58.71 [9] (0:12.28)	0:46.43 [10] (0:12.37)	0:34.06 [10] (0:11.59)	0:22.47 [9] (0:11.01)	0:11.46 [8] (0:11.46)
Average Speed [km/h]	49.5	61.6	59.4	59.3	63.6	65.4	63.1
Top Speed [km/h]	63.9	63.7	61.2	61.3	66.0	66.1	64.5
Avg. Dist. to Rail [m]	3.1	1.4	2.7	3.6	5.7	10.3	12.8
Avg. Stride Freq. [Hz]	2.3	2.3	2.2	2.2	2.3	2.4	2.3
Avg. Stride Length [m]	6.2	7.4	7.4	7.4	7.5	7.6	7.5



- [] Ranking at each section and finish
- :-:- No data available at this section
- NA No data available

Horse/Jockey Name	MASTER AT ARMS/Justin Potter
Finish Rank	7
Fastest Section Time (Section)	0:11.14 (L400)
Top Speed [km/h] (Section)	65.8 (L800)
Race State	Finished



Thomas Farms RC Murray Bridge SA - Professional

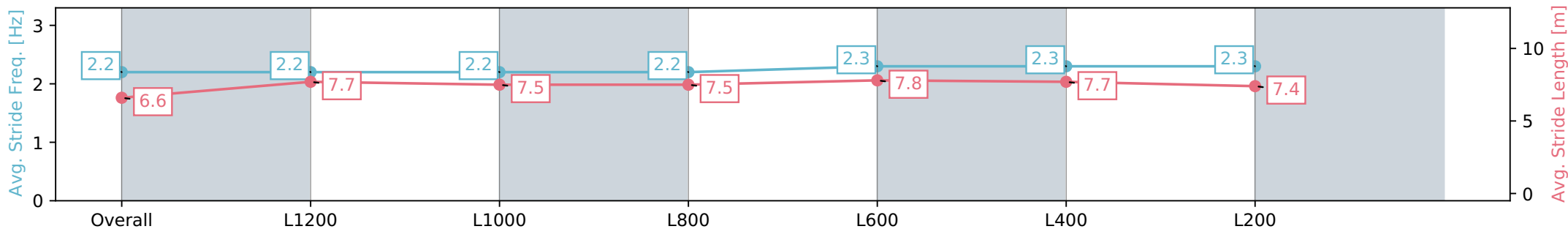
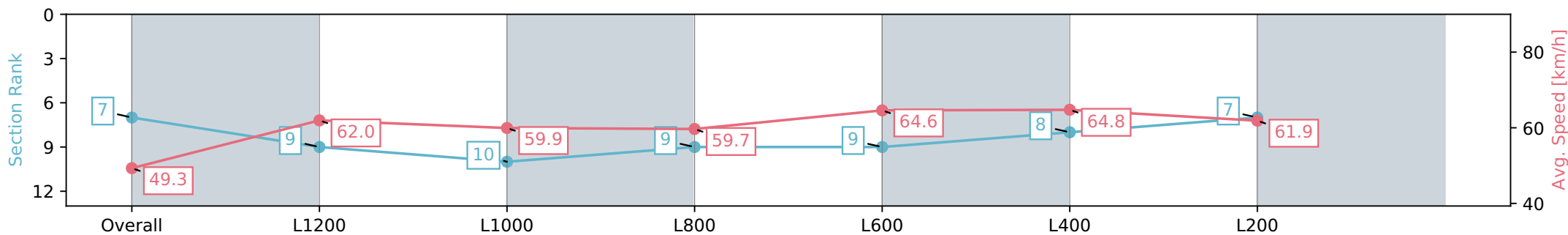
Race 7: Hallett Concrete Handicap - 1400m

25 May 2024 - 2:28PM

Track Rating: Soft 5, Weather: Fine, Rail Position: True



Section	Overall	L1200	L1000	L800	L600	L400	L200
Section Times	1:25.19 [7] (0:14.62)	1:10.57 [9] (0:11.63)	0:58.94 [10] (0:12.23)	0:46.71 [9] (0:12.39)	0:34.32 [9] (0:11.47)	0:22.85 [8] (0:11.14)	0:11.71 [7] (0:11.71)
Average Speed [km/h]	49.3	62.0	59.9	59.7	64.6	64.8	61.9
Top Speed [km/h]	62.7	63.5	60.6	61.6	65.8	65.4	64.2
Avg. Dist. to Rail [m]	5.0	2.5	3.4	5.4	6.9	11.8	13.8
Avg. Stride Freq. [Hz]	2.2	2.2	2.2	2.2	2.3	2.3	2.3
Avg. Stride Length [m]	6.6	7.7	7.5	7.5	7.8	7.7	7.4



- [] Ranking at each section and finish
- :-:- No data available at this section
- NA No data available

Horse/Jockey Name	GARRIRE/Ben Price
Finish Rank	8
Fastest Section Time (Section)	0:11.17 (L400)
Top Speed [km/h] (Section)	65.1 (L600)
Race State	Finished



Thomas Farms RC Murray Bridge SA - Professional

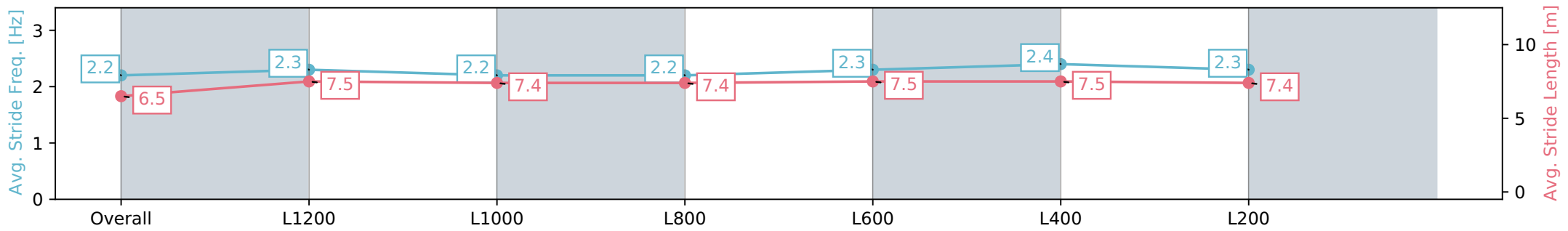
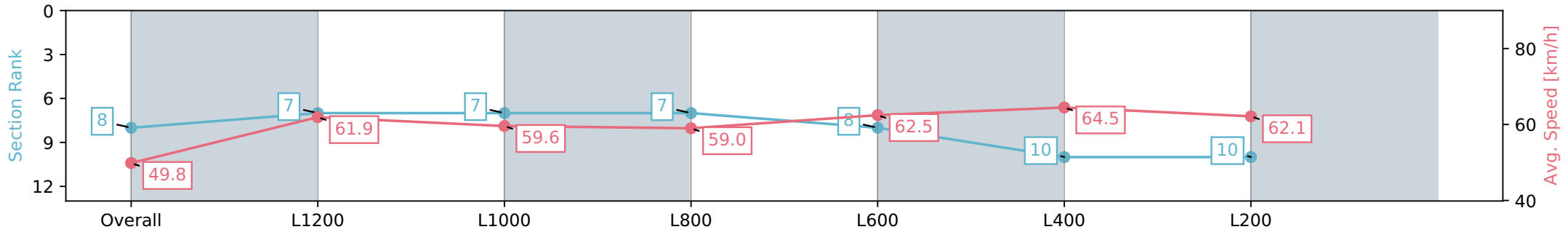
Race 7: Hallett Concrete Handicap - 1400m

25 May 2024 - 2:28PM

Track Rating: Soft 5, Weather: Fine, Rail Position: True



Section	Overall	L1200	L1000	L800	L600	L400	L200
Section Times	1:25.31 [8] (0:14.43)	1:10.88 [7] (0:11.64)	0:59.24 [7] (0:12.24)	0:47.00 [7] (0:12.46)	0:34.54 [8] (0:11.72)	0:22.82 [10] (0:11.17)	0:11.65 [10] (0:11.65)
Average Speed [km/h]	49.8	61.9	59.6	59.0	62.5	64.5	62.1
Top Speed [km/h]	63.4	63.2	61.3	59.8	64.3	65.1	63.1
Avg. Dist. to Rail [m]	1.0	0.7	2.6	4.2	3.6	8.2	11.0
Avg. Stride Freq. [Hz]	2.2	2.3	2.2	2.2	2.3	2.4	2.3
Avg. Stride Length [m]	6.5	7.5	7.4	7.4	7.5	7.5	7.4



[] Ranking at each section and finish
 -:-:- No data available at this section
 NA No data available

Horse/Jockey Name	HOLLERLUJAH/Alana Livesey
Finish Rank	9
Fastest Section Time (Section)	0:11.17 (L400)
Top Speed [km/h] (Section)	65.2 (L600)
Race State	Finished



Thomas Farms RC Murray Bridge SA - Professional

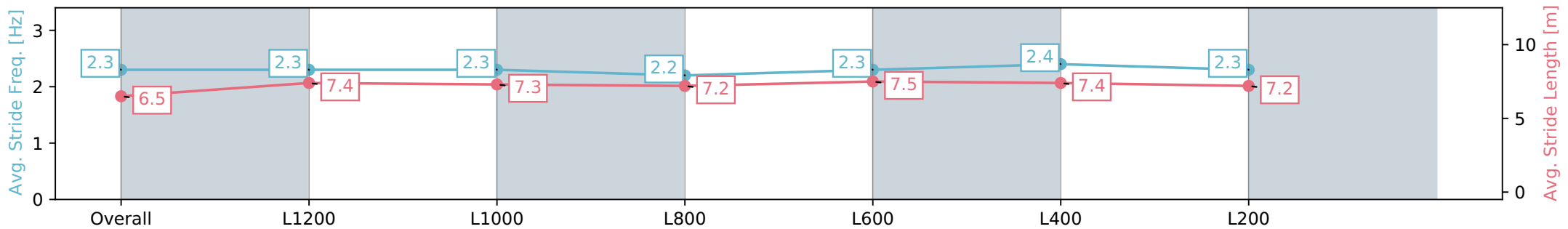
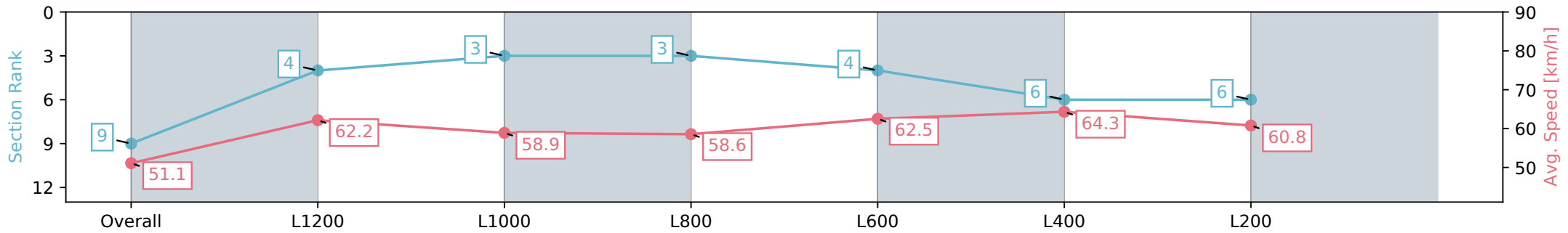
Race 7: Hallett Concrete Handicap - 1400m

25 May 2024 - 2:28PM

Track Rating: Soft 5, Weather: Fine, Rail Position: True



Section	Overall	L1200	L1000	L800	L600	L400	L200
Section Times	1:25.36 [9] (0:14.10)	1:11.26 [4] (0:11.60)	0:59.66 [3] (0:12.37)	0:47.29 [3] (0:12.49)	0:34.80 [4] (0:11.71)	0:23.09 [6] (0:11.17)	0:11.92 [6] (0:11.92)
Average Speed [km/h]	51.1	62.2	58.9	58.6	62.5	64.3	60.8
Top Speed [km/h]	63.7	63.4	61.5	59.8	64.4	65.2	62.3
Avg. Dist. to Rail [m]	0.9	1.1	2.4	3.4	3.4	5.3	5.8
Avg. Stride Freq. [Hz]	2.3	2.3	2.3	2.2	2.3	2.4	2.3
Avg. Stride Length [m]	6.5	7.4	7.3	7.2	7.5	7.4	7.2



- [] Ranking at each section and finish
- :-:- No data available at this section
- NA No data available

Horse/Jockey Name	MAGNUM BULLET/Neil Farley
Finish Rank	10
Fastest Section Time (Section)	0:11.51 (L1200)
Top Speed [km/h] (Section)	63.7 (Overall)
Race State	Finished



Thomas Farms RC Murray Bridge SA - Professional

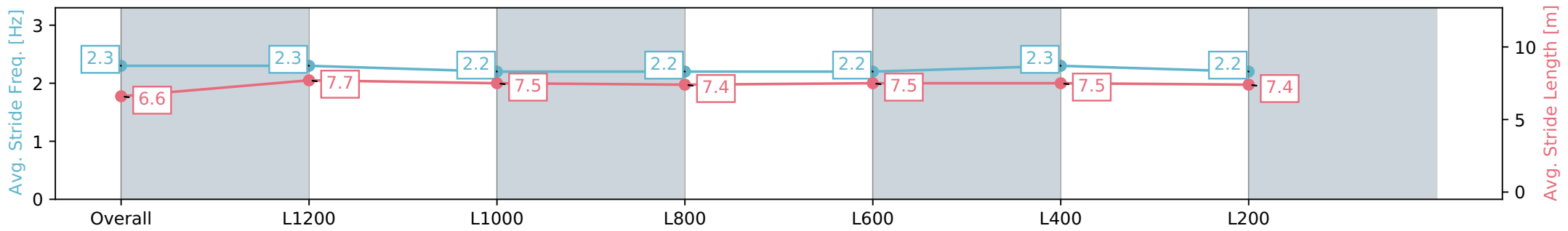
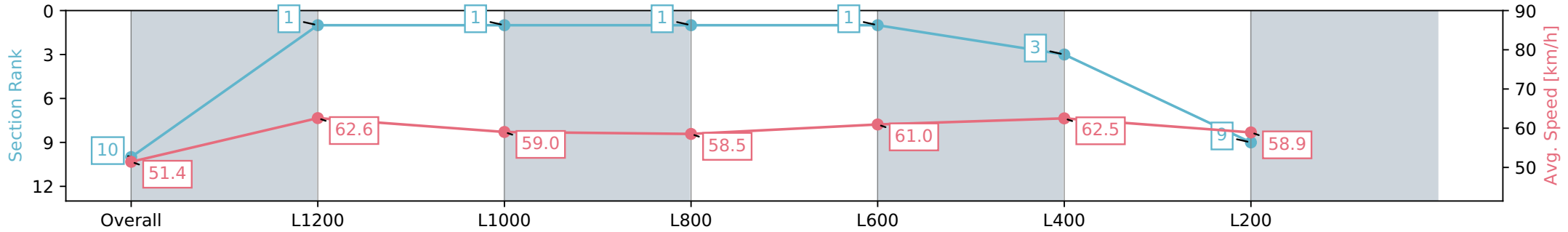
Race 7: Hallett Concrete Handicap - 1400m

25 May 2024 - 2:28PM

Track Rating: Soft 5, Weather: Fine, Rail Position: True



Section	Overall	L1200	L1000	L800	L600	L400	L200
Section Times	1:25.89 [10] (0:14.01)	1:11.88 [1] (0:11.51)	1:00.37 [1] (0:12.23)	0:48.14 [1] (0:12.40)	0:35.74 [1] (0:11.94)	0:23.80 [3] (0:11.53)	0:12.27 [9] (0:12.27)
Average Speed [km/h]	51.4	62.6	59.0	58.5	61.0	62.5	58.9
Top Speed [km/h]	62.2	63.7	60.2	59.6	62.7	63.6	60.8
Avg. Dist. to Rail [m]	3.8	1.0	0.6	1.5	3.1	5.3	6.1
Avg. Stride Freq. [Hz]	2.3	2.3	2.2	2.2	2.2	2.3	2.2
Avg. Stride Length [m]	6.6	7.7	7.5	7.4	7.5	7.5	7.4



- [] Ranking at each section and finish
- :-:- No data available at this section
- NA No data available