



RACINGSA

Thomas Farms RC Murray Bridge SA

Race 6: PLC Fencing Handicap - 1400m

25 May 2024 - 1:54PM

Track Rating: Soft 5, Weather: Fine, Rail Position: True



Murray Bridge
Racing Club

Section Field Times							Overall	L1200	L1000	L800	L600	L400		
							1:23.37 (0:13.67)	1:09.70 (0:11.35)	0:58.35 (0:11.49)	0:46.86 (0:11.61)	0:35.25 (0:11.45)	0:23.81 (0:11.63)		
Position	#	Horse/Jockey	Barrier	Top Speed [km/h]	Fastest Section	First 400m							Distance Travelled From Winner [m]	
1	10	BULLS ON PARADE Callan Murray	3	66.0 1400-1200	0:11.36 1200-1000	0:25.02	1:23.37 (0:13.66)	1:09.71 [1] (0:11.36)	0:58.35 [1] (0:11.54)	0:46.81 [2] (0:11.55)	0:35.26 [1] (0:11.45)	0:23.81 [1] (0:11.62)		
2	4	CHIPSON Rochelle Milnes	6	65.7 600-400	0:11.23 400-200	0:25.79	1:23.38 (0:14.42)	1:08.96 [12] (0:11.37)	0:57.59 [13] (0:11.75)	0:45.84 [12] (0:11.52)	0:34.32 [10] (0:11.42)	0:22.90 [11] (0:11.23)	+3	
3	11	BABY ALEX Todd Pannell	5	64.7 1400-1200	0:11.28 1200-1000	0:25.46	1:23.58 (0:14.17)	1:09.41 [7] (0:11.28)	0:58.12 [8] (0:11.78)	0:46.34 [7] (0:11.56)	0:34.78 [6] (0:11.45)	0:23.33 [7] (0:11.45)	+2	
4	6	WINE BARRON Jessica Eaton	2	66.0 1400-1200	0:11.38 1200-1000	0:25.12	1:23.68 (0:13.74)	1:09.94 [2] (0:11.38)	0:58.56 [3] (0:11.70)	0:46.86 [3] (0:11.54)	0:35.32 [3] (0:11.51)	0:23.81 [3] (0:11.54)	+4	
5	7	THE BRILL BUILDING Caitlin Jones	7	66.2 800-600	0:11.26 400-200	0:25.68	1:23.76 (0:14.32)	1:09.44 [11] (0:11.36)	0:58.08 [11] (0:11.84)	0:46.24 [11] (0:11.67)	0:34.57 [12] (0:11.31)	0:23.26 [12] (0:11.26)	+8	
6	5	MERCHANT BOSS Alana Livesey	8	65.3 1400-1200	0:11.36 1200-1000	0:25.33	1:23.76 (0:13.97)	1:09.79 [6] (0:11.36)	0:58.43 [6] (0:11.67)	0:46.76 [5] (0:11.54)	0:35.22 [5] (0:11.46)	0:23.76 [5] (0:11.47)	+9	
7	8	BURNT BY BERNIE Jacob Opperman	4	66.8 800-600	0:11.21 600-400	0:25.23	1:23.94 (0:13.85)	1:10.09 [4] (0:11.38)	0:58.71 [5] (0:11.96)	0:46.75 [6] (0:11.79)	0:34.96 [8] (0:11.21)	0:23.75 [6] (0:11.44)	+10	
8	13	OCEAN BLAST Justin Potter	14	65.7 800-600	0:11.35 400-200	0:25.65	1:24.05 (0:14.28)	1:09.76 [10] (0:11.36)	0:58.40 [10] (0:11.74)	0:46.66 [10] (0:11.61)	0:35.05 [9] (0:11.42)	0:23.63 [9] (0:11.35)	+12	
9	14	UNDERSTATEMENT Dylan Caboche	11	66.6 800-600	0:11.17 600-400	0:25.90	1:24.06 (0:14.51)	1:09.55 [14] (0:11.39)	0:58.16 [14] (0:11.87)	0:46.29 [14] (0:11.51)	0:34.78 [13] (0:11.17)	0:23.61 [10] (0:11.45)	+5	
10	12	DEVIL'S DEXTER Dom Tourneur	9	65.9 1400-1200	0:11.24 1200-1000	0:25.44	1:24.10 (0:14.20)	1:09.90 [9] (0:11.24)	0:58.66 [7] (0:11.83)	0:46.83 [8] (0:11.60)	0:35.23 [7] (0:11.50)	0:23.73 [8] (0:11.55)	+7	

Report Created: Sat 25 May 2024 14:45:21 GMT+10 (Note: Timing is based on positional data)

- [] Position in running at each section and finish # Saddle cloth number
- :-:- No data available at this section DNF Did not finish
- NA No data available DNT Did not track
- █ Background shading for fastest section



RACINGSA

Thomas Farms RC Murray Bridge SA

Race 6: PLC Fencing Handicap - 1400m

25 May 2024 - 1:54PM

Track Rating: Soft 5, Weather: Fine, Rail Position: True



Murray Bridge
Racing Club

Section Field Times							Overall	L1200	L1000	L800	L600	L400	Distance Travelled From Winner [m]	
							1:23.37 (0:13.67)	1:09.70 (0:11.35)	0:58.35 (0:11.49)	0:46.86 (0:11.61)	0:35.25 (0:11.45)	0:23.81 (0:11.63)		
Position	#	Horse/Jockey	Barrier	Top Speed [km/h]	Fastest Section	First 400m								
11	3	SEVEN SECRETS Margaret Collett	1	65.0 1400-1200	0:11.34 1200-1000	0:25.12	1:24.49 (0:13.78)	1:10.71 [3] (0:11.34)	0:59.37 [2] (0:11.81)	0:47.56 [4] (0:11.61)	0:35.95 [4] (0:11.45)	0:24.50 [4] (0:11.91)		+0
12	2	SMILING ASSASSIN Samuel Payne	10	64.6 1400-1200	0:11.28 1200-1000	0:25.70	1:24.54 (0:14.42)	1:10.12 [13] (0:11.28)	0:58.84 [12] (0:11.94)	0:46.90 [13] (0:11.77)	0:35.13 [14] (0:11.64)	0:23.49 [14] (0:11.41)		+10
13	9	RESERVOIR DOG Ben Price	12	66.3 1400-1200	0:11.01 1200-1000	0:25.20	1:24.55 (0:14.19)	1:10.36 [8] (0:11.01)	0:59.35 [4] (0:11.30)	0:48.05 [1] (0:11.70)	0:36.35 [2] (0:11.56)	0:24.78 [2] (0:11.93)		+9
14	1	EUREKA'S VICTORY Felicity Atkinson	13	63.5 600-400	0:11.48 400-200	0:25.49	1:24.58 (0:13.97)	1:10.61 [5] (0:11.52)	0:59.09 [9] (0:11.88)	0:47.21 [9] (0:11.71)	0:35.50 [11] (0:11.77)	0:23.73 [13] (0:11.48)		+10

- [] Position in running at each section and finish # Saddle cloth number
- :-:- No data available at this section DNF Did not finish
- NA No data available DNT Did not track
- █ Background shading for fastest section



RACINGSA

Thomas Farms RC Murray Bridge SA

Race 6: PLC Fencing Handicap - 1400m

25 May 2024 - 1:54PM

Track Rating: Soft 5, Weather: Fine, Rail Position: True



Murray Bridge
Racing Club

Section

Field Times

L200

0:12.18

(0:12.18)

Position	#	Horse/Jockey	Barrier	Top Speed [km/h]	Fastest Section	First 400m	Margin							Distance Travelled From Winner [m]
1	10	BULLS ON PARADE Callan Murray	3	66.0 1400-1200	0:11.36 1200-1000	0:25.02	0:12.19 [1]	1:23.37						
							(0:12.19)							
2	4	CHIPSON Rochelle Milnes	6	65.7 600-400	0:11.23 400-200	0:25.79	0:11.67 [7]	0.1L						+3
							(0:11.67)							
3	11	BABY ALEX Todd Pannell	5	64.7 1400-1200	0:11.28 1200-1000	0:25.46	0:11.88 [5]	1.3L						+2
							(0:11.88)							
4	6	WINE BARRON Jessica Eaton	2	66.0 1400-1200	0:11.38 1200-1000	0:25.12	0:12.27 [2]	2.0L						+4
							(0:12.27)							
5	7	THE BRILL BUILDING Caitlin Jones	7	66.2 800-600	0:11.26 400-200	0:25.68	0:12.00 [8]	2.4L						+8
							(0:12.00)							
6	5	MERCHANT BOSS Alana Livesey	8	65.3 1400-1200	0:11.36 1200-1000	0:25.33	0:12.29 [3]	2.5L						+9
							(0:12.28)							
7	8	BURNT BY BERNIE Jacob Opperman	4	66.8 800-600	0:11.21 600-400	0:25.23	0:12.31 [4]	3.6L						+10
							(0:12.31)							
8	13	OCEAN BLAST Justin Potter	14	65.7 800-600	0:11.35 400-200	0:25.65	0:12.28 [9]	4.3L						+12
							(0:12.28)							
9	14	UNDERSTATEMENT Dylan Caboche	11	66.6 800-600	0:11.17 600-400	0:25.90	0:12.16 [11]	4.3L						+5
							(0:12.16)							
10	12	DEVIL'S DEXTER Dom Tourneur	9	65.9 1400-1200	0:11.24 1200-1000	0:25.44	0:12.18 [12]	4.6L						+7
							(0:12.18)							

Report Created: Sat 25 May 2024 14:45:21 GMT+10 (Note: Timing is based on positional data)

- [] Position in running at each section and finish # Saddle cloth number
- :-:- No data available at this section DNF Did not finish
- NA No data available DNT Did not track
- █ Background shading for fastest section



RACINGSA

Thomas Farms RC Murray Bridge SA

Race 6: PLC Fencing Handicap - 1400m

25 May 2024 - 1:54PM

Track Rating: Soft 5, Weather: Fine, Rail Position: True



Murray Bridge
Racing Club

Section

Field Times

L200

0:12.18

(0:12.18)

Position	#	Horse/Jockey	Barrier	Top Speed [km/h]	Fastest Section	First 400m	Margin							Distance Travelled From Winner [m]
11	3	SEVEN SECRETS Margaret Collett	1	65.0 1400-1200	0:11.34 1200-1000	0:25.12	0:12.59 [10] (0:12.59)	7.0L						+0
12	2	SMILING ASSASSIN Samuel Payne	10	64.6 1400-1200	0:11.28 1200-1000	0:25.70	0:12.08 [14] (0:12.08)	7.3L						+10
13	9	RESERVOIR DOG Ben Price	12	66.3 1400-1200	0:11.01 1200-1000	0:25.20	0:12.85 [6] (0:12.85)	7.4L						+9
14	1	EUREKA'S VICTORY Felicity Atkinson	13	63.5 600-400	0:11.48 400-200	0:25.49	0:12.25 [13] (0:12.25)	7.6L						+10

- [] Position in running at each section and finish # Saddle cloth number
- :--:- No data available at this section DNF Did not finish
- NA No data available DNT Did not track
- █ Background shading for fastest section

Horse/Jockey Name	BULLS ON PARADE/Callan Murray
Finish Rank	1
Fastest Section Time (Section)	0:11.36 (L1200)
Top Speed [km/h] (Section)	66.0 (Overall)
Race State	Finished



Thomas Farms RC Murray Bridge SA - Professional

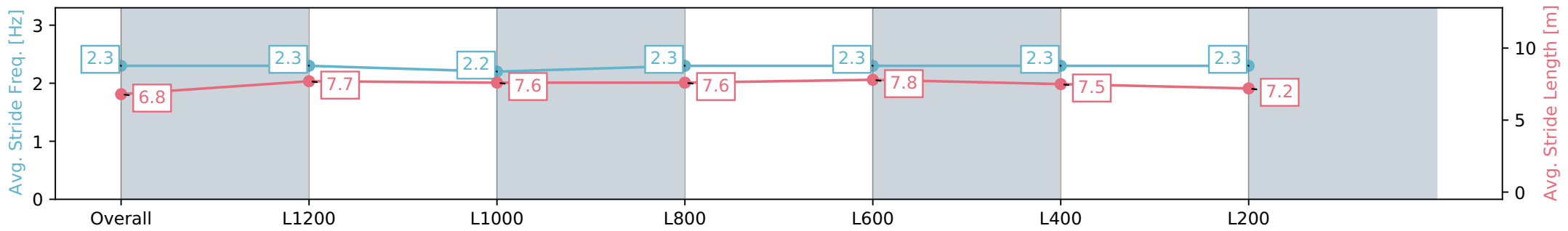
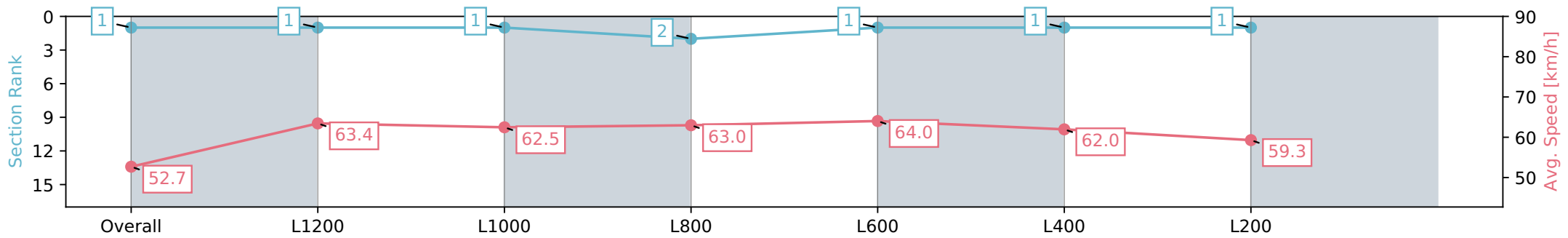
Race 6: PLC Fencing Handicap - 1400m

25 May 2024 - 1:54PM

Track Rating: Soft 5, Weather: Fine, Rail Position: True



Section	Overall	L1200	L1000	L800	L600	L400	L200
Section Times	1:23.37 [1] (0:13.66)	1:09.71 [1] (0:11.36)	0:58.35 [1] (0:11.54)	0:46.81 [2] (0:11.55)	0:35.26 [1] (0:11.45)	0:23.81 [1] (0:11.62)	0:12.19 [1] (0:12.19)
Average Speed [km/h]	52.7	63.4	62.5	63.0	64.0	62.0	59.3
Top Speed [km/h]	66.0	65.9	63.7	64.2	64.9	63.4	60.9
Avg. Dist. to Rail [m]	2.0	1.4	0.4	2.6	3.9	7.0	7.9
Avg. Stride Freq. [Hz]	2.3	2.3	2.2	2.3	2.3	2.3	2.3
Avg. Stride Length [m]	6.8	7.7	7.6	7.6	7.8	7.5	7.2



- [] Ranking at each section and finish
- :-:- No data available at this section
- NA No data available

Horse/Jockey Name	CHIPSON/Rochelle Milnes
Finish Rank	2
Fastest Section Time (Section)	0:11.23 (L400)
Top Speed [km/h] (Section)	65.7 (L600)
Race State	Finished



Thomas Farms RC Murray Bridge SA - Professional

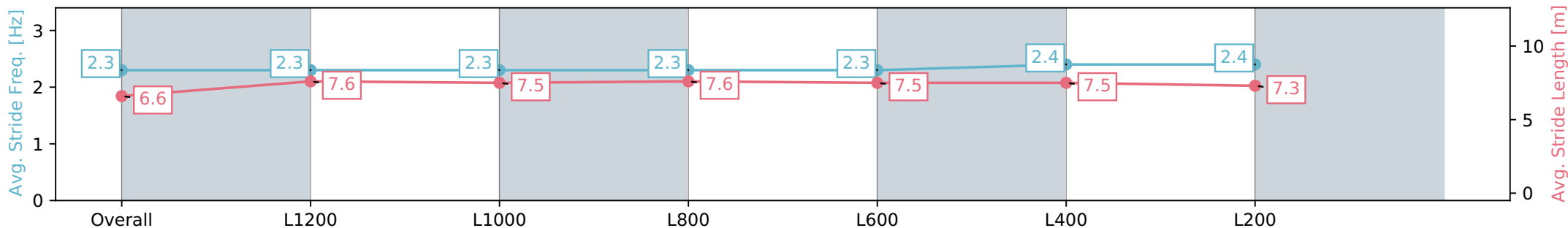
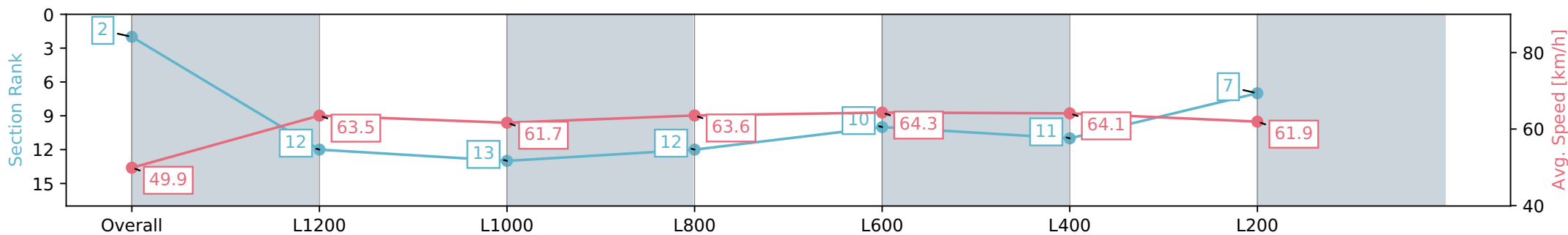
Race 6: PLC Fencing Handicap - 1400m

25 May 2024 - 1:54PM

Track Rating: Soft 5, Weather: Fine, Rail Position: True



Section	Overall	L1200	L1000	L800	L600	L400	L200
Section Times	1:23.38 [2] (0:14.42)	1:08.96 [12] (0:11.37)	0:57.59 [13] (0:11.75)	0:45.84 [12] (0:11.52)	0:34.32 [10] (0:11.42)	0:22.90 [11] (0:11.23)	0:11.67 [7] (0:11.67)
Average Speed [km/h]	49.9	63.5	61.7	63.6	64.3	64.1	61.9
Top Speed [km/h]	64.7	64.7	62.4	64.5	65.6	65.7	63.6
Avg. Dist. to Rail [m]	3.9	0.7	1.5	3.2	4.5	9.0	10.9
Avg. Stride Freq. [Hz]	2.3	2.3	2.3	2.3	2.3	2.4	2.4
Avg. Stride Length [m]	6.6	7.6	7.5	7.6	7.5	7.5	7.3



- [] Ranking at each section and finish
- :-:- No data available at this section
- NA No data available

Horse/Jockey Name	BABY ALEX/Todd Pannell
Finish Rank	3
Fastest Section Time (Section)	0:11.28 (L1200)
Top Speed [km/h] (Section)	64.7 (Overall)
Race State	Finished



Thomas Farms RC Murray Bridge SA - Professional

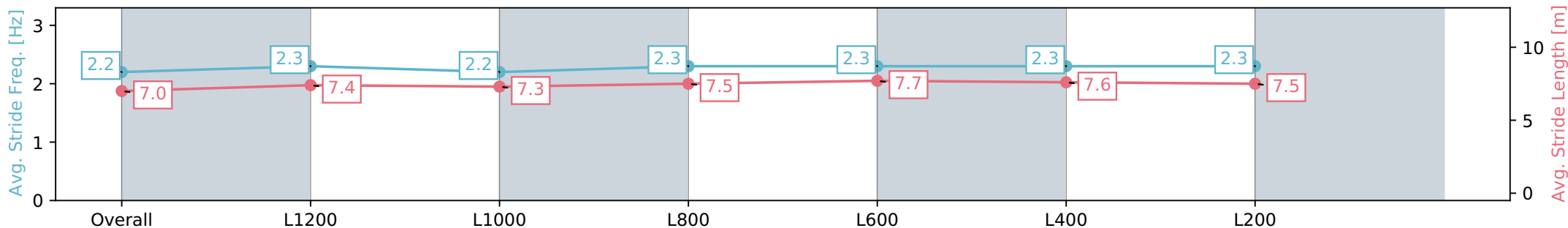
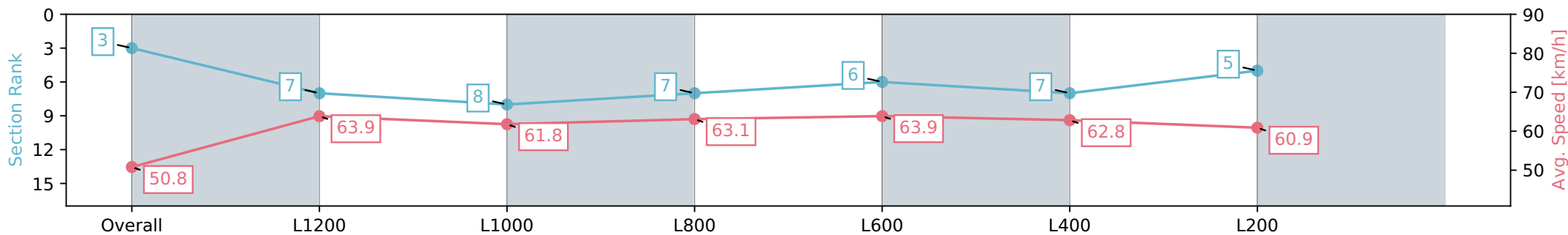
Race 6: PLC Fencing Handicap - 1400m

25 May 2024 - 1:54PM

Track Rating: Soft 5, Weather: Fine, Rail Position: True



Section	Overall	L1200	L1000	L800	L600	L400	L200
Section Times	1:23.58 [3] (0:14.17)	1:09.41 [7] (0:11.28)	0:58.12 [8] (0:11.78)	0:46.34 [7] (0:11.56)	0:34.78 [6] (0:11.45)	0:23.33 [7] (0:11.45)	0:11.88 [5] (0:11.88)
Average Speed [km/h]	50.8	63.9	61.8	63.1	63.9	62.8	60.9
Top Speed [km/h]	64.7	64.7	62.7	63.9	64.1	63.9	61.5
Avg. Dist. to Rail [m]	3.7	1.1	2.1	2.7	3.7	6.6	7.4
Avg. Stride Freq. [Hz]	2.2	2.3	2.2	2.3	2.3	2.3	2.3
Avg. Stride Length [m]	7.0	7.4	7.3	7.5	7.7	7.6	7.5



- [] Ranking at each section and finish
- :-:- No data available at this section
- NA No data available

Horse/Jockey Name	WINE BARRON/Jessica Eaton
Finish Rank	4
Fastest Section Time (Section)	0:11.38 (L1200)
Top Speed [km/h] (Section)	66.0 (Overall)
Race State	Finished



Thomas Farms RC Murray Bridge SA - Professional

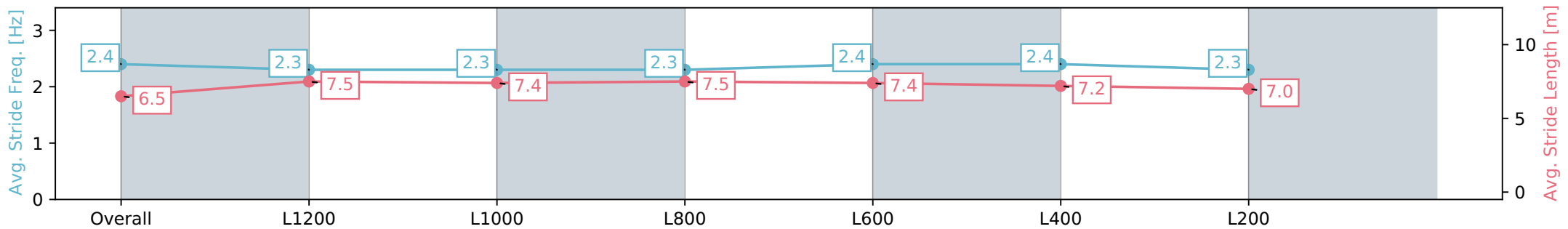
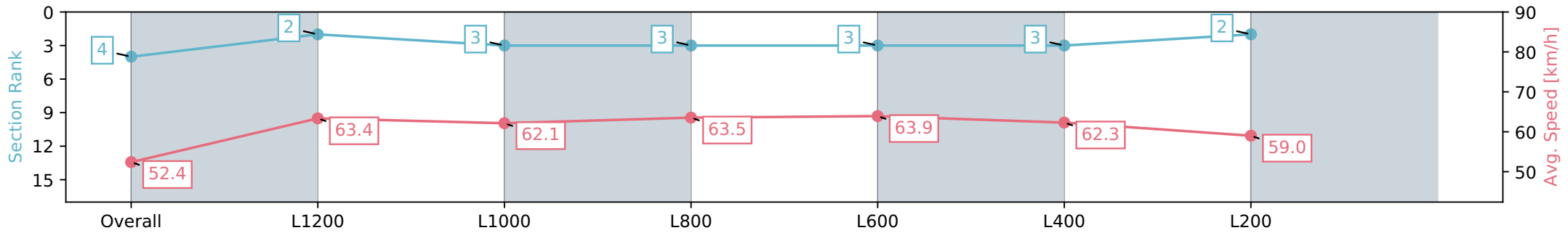
Race 6: PLC Fencing Handicap - 1400m

25 May 2024 - 1:54PM

Track Rating: Soft 5, Weather: Fine, Rail Position: True



Section	Overall	L1200	L1000	L800	L600	L400	L200
Section Times	1:23.68 [4] (0:13.74)	1:09.94 [2] (0:11.38)	0:58.56 [3] (0:11.70)	0:46.86 [3] (0:11.54)	0:35.32 [3] (0:11.51)	0:23.81 [3] (0:11.54)	0:12.27 [2] (0:12.27)
Average Speed [km/h]	52.4	63.4	62.1	63.5	63.9	62.3	59.0
Top Speed [km/h]	66.0	65.9	63.5	64.7	65.5	64.1	61.0
Avg. Dist. to Rail [m]	1.1	0.7	2.1	3.5	5.0	8.8	9.1
Avg. Stride Freq. [Hz]	2.4	2.3	2.3	2.3	2.4	2.4	2.3
Avg. Stride Length [m]	6.5	7.5	7.4	7.5	7.4	7.2	7.0



- [] Ranking at each section and finish
- :-:- No data available at this section
- NA No data available

Horse/Jockey Name	THE BRILL BUILDING/Caitlin Jones
Finish Rank	5
Fastest Section Time (Section)	0:11.26 (L400)
Top Speed [km/h] (Section)	66.2 (L800)
Race State	Finished



Thomas Farms RC Murray Bridge SA - Professional

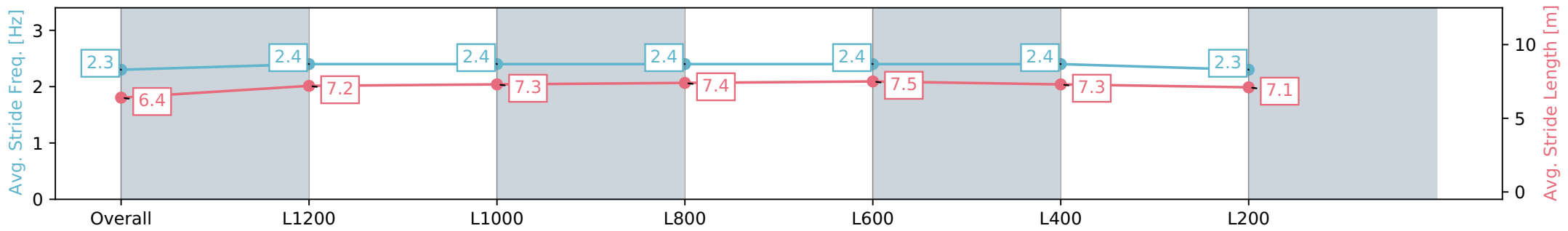
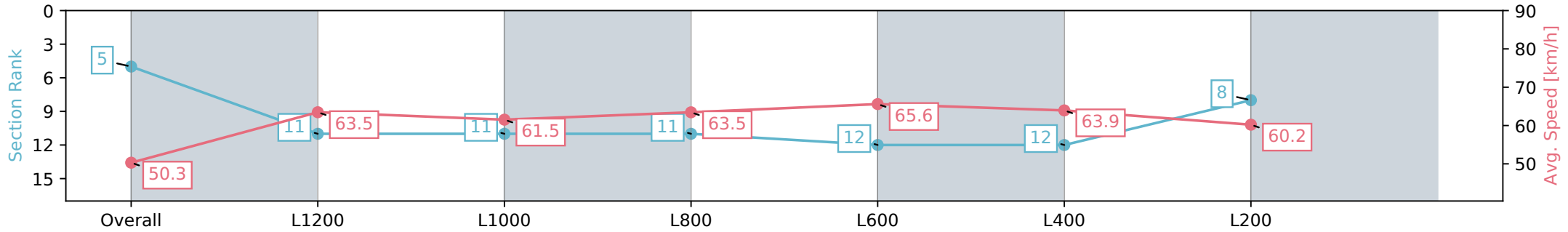
Race 6: PLC Fencing Handicap - 1400m

25 May 2024 - 1:54PM

Track Rating: Soft 5, Weather: Fine, Rail Position: True



Section	Overall	L1200	L1000	L800	L600	L400	L200
Section Times	1:23.76 [5] (0:14.32)	1:09.44 [11] (0:11.36)	0:58.08 [11] (0:11.84)	0:46.24 [11] (0:11.67)	0:34.57 [12] (0:11.31)	0:23.26 [12] (0:11.26)	0:12.00 [8] (0:12.00)
Average Speed [km/h]	50.3	63.5	61.5	63.5	65.6	63.9	60.2
Top Speed [km/h]	64.4	65.1	63.1	65.0	66.2	65.8	62.2
Avg. Dist. to Rail [m]	4.7	1.1	2.5	5.5	6.8	11.3	12.3
Avg. Stride Freq. [Hz]	2.3	2.4	2.4	2.4	2.4	2.4	2.3
Avg. Stride Length [m]	6.4	7.2	7.3	7.4	7.5	7.3	7.1



- [] Ranking at each section and finish
- :-:- No data available at this section
- NA No data available

Horse/Jockey Name	MERCHANT BOSS/Alana Livesey
Finish Rank	6
Fastest Section Time (Section)	0:11.36 (L1200)
Top Speed [km/h] (Section)	65.3 (Overall)
Race State	Finished



Thomas Farms RC Murray Bridge SA - Professional

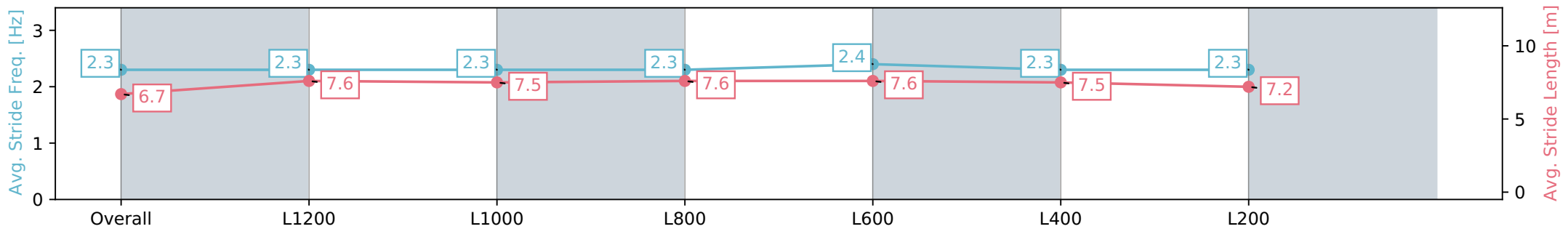
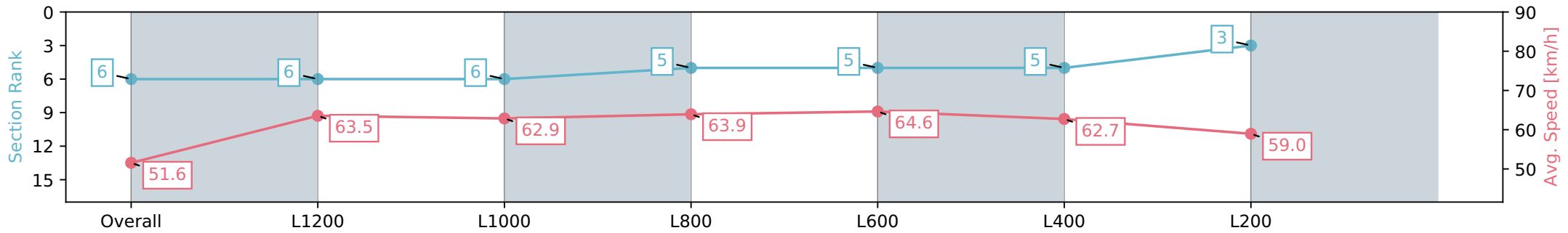
Race 6: PLC Fencing Handicap - 1400m

25 May 2024 - 1:54PM

Track Rating: Soft 5, Weather: Fine, Rail Position: True



Section	Overall	L1200	L1000	L800	L600	L400	L200
Section Times	1:23.76 [6] (0:13.97)	1:09.79 [6] (0:11.36)	0:58.43 [6] (0:11.67)	0:46.76 [5] (0:11.54)	0:35.22 [5] (0:11.46)	0:23.76 [5] (0:11.47)	0:12.29 [3] (0:12.28)
Average Speed [km/h]	51.6	63.5	62.9	63.9	64.6	62.7	59.0
Top Speed [km/h]	65.3	65.1	63.2	65.1	65.2	64.6	60.8
Avg. Dist. to Rail [m]	5.9	2.6	3.7	5.1	6.5	10.9	12.1
Avg. Stride Freq. [Hz]	2.3	2.3	2.3	2.3	2.4	2.3	2.3
Avg. Stride Length [m]	6.7	7.6	7.5	7.6	7.6	7.5	7.2



- [] Ranking at each section and finish
- :-:- No data available at this section
- NA No data available

Horse/Jockey Name	BURNT BY BERNIE/Jacob Opperman
Finish Rank	7
Fastest Section Time (Section)	0:11.21 (L600)
Top Speed [km/h] (Section)	66.8 (L800)
Race State	Finished



Thomas Farms RC Murray Bridge SA - Professional

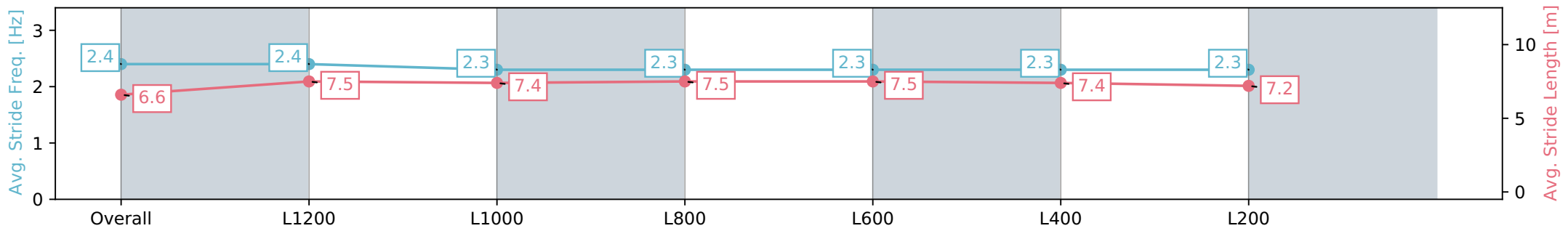
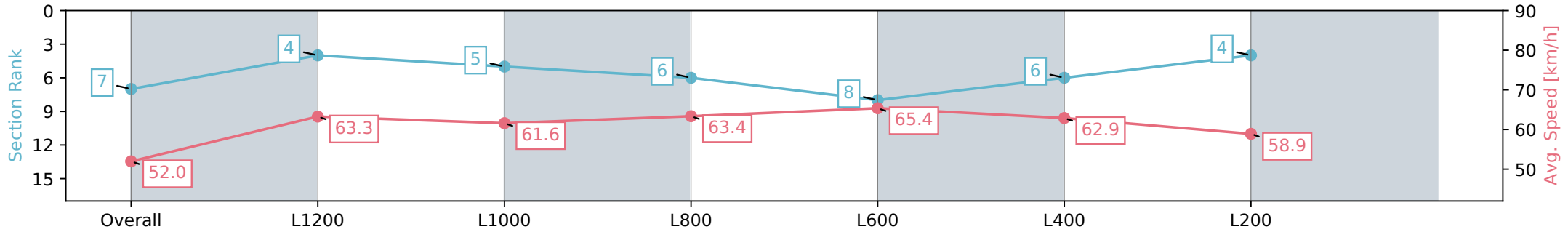
Race 6: PLC Fencing Handicap - 1400m

25 May 2024 - 1:54PM

Track Rating: Soft 5, Weather: Fine, Rail Position: True



Section	Overall	L1200	L1000	L800	L600	L400	L200
Section Times	1:23.94 [7] (0:13.85)	1:10.09 [4] (0:11.38)	0:58.71 [5] (0:11.96)	0:46.75 [6] (0:11.79)	0:34.96 [8] (0:11.21)	0:23.75 [6] (0:11.44)	0:12.31 [4] (0:12.31)
Average Speed [km/h]	52.0	63.3	61.6	63.4	65.4	62.9	58.9
Top Speed [km/h]	64.6	64.8	62.9	66.4	66.8	65.3	61.3
Avg. Dist. to Rail [m]	3.5	0.4	4.4	7.3	4.0	7.9	9.2
Avg. Stride Freq. [Hz]	2.4	2.4	2.3	2.3	2.3	2.3	2.3
Avg. Stride Length [m]	6.6	7.5	7.4	7.5	7.5	7.4	7.2



- [] Ranking at each section and finish
- :-:- No data available at this section
- NA No data available

Horse/Jockey Name	OCEAN BLAST/Justin Potter
Finish Rank	8
Fastest Section Time (Section)	0:11.35 (L400)
Top Speed [km/h] (Section)	65.7 (L800)
Race State	Finished



Thomas Farms RC Murray Bridge SA - Professional

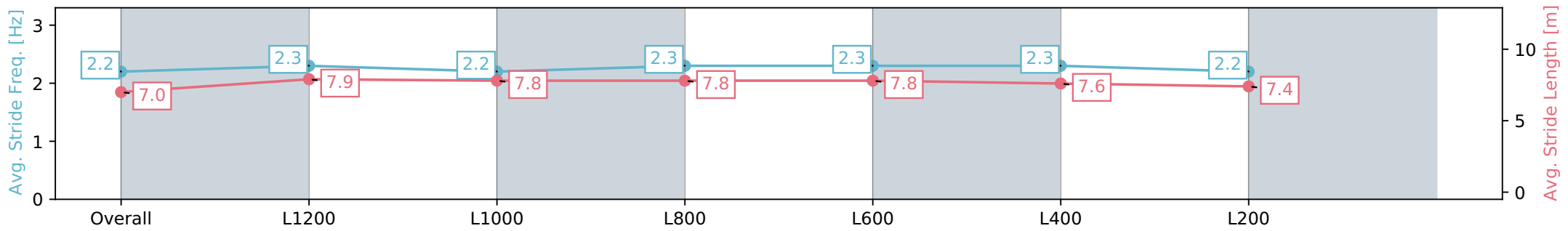
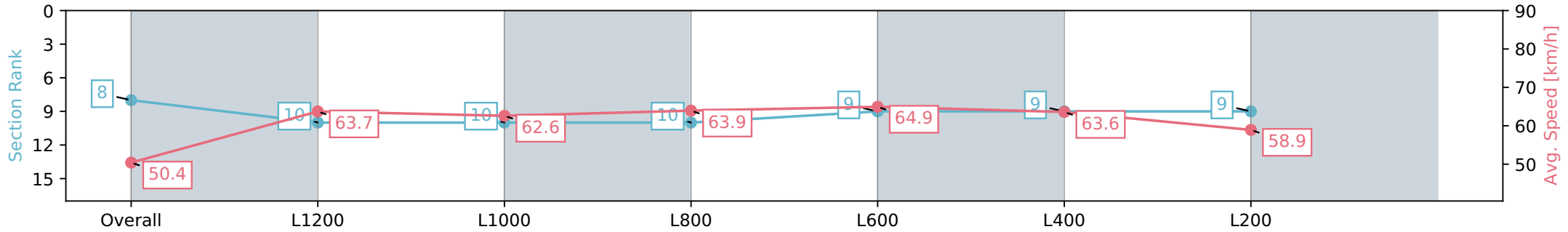
Race 6: PLC Fencing Handicap - 1400m

25 May 2024 - 1:54PM

Track Rating: Soft 5, Weather: Fine, Rail Position: True



Section	Overall	L1200	L1000	L800	L600	L400	L200
Section Times	1:24.05 [8] (0:14.28)	1:09.76 [10] (0:11.36)	0:58.40 [10] (0:11.74)	0:46.66 [10] (0:11.61)	0:35.05 [9] (0:11.42)	0:23.63 [9] (0:11.35)	0:12.28 [9] (0:12.28)
Average Speed [km/h]	50.4	63.7	62.6	63.9	64.9	63.6	58.9
Top Speed [km/h]	62.5	64.6	63.5	65.4	65.7	64.9	60.9
Avg. Dist. to Rail [m]	12.4	5.1	4.4	5.8	7.7	13.6	16.1
Avg. Stride Freq. [Hz]	2.2	2.3	2.2	2.3	2.3	2.3	2.2
Avg. Stride Length [m]	7.0	7.9	7.8	7.8	7.8	7.6	7.4



- [] Ranking at each section and finish
- :-:- No data available at this section
- NA No data available

Horse/Jockey Name	UNDERSTATEMENT/Dylan Caboche
Finish Rank	9
Fastest Section Time (Section)	0:11.17 (L600)
Top Speed [km/h] (Section)	66.6 (L800)
Race State	Finished



Thomas Farms RC Murray Bridge SA - Professional

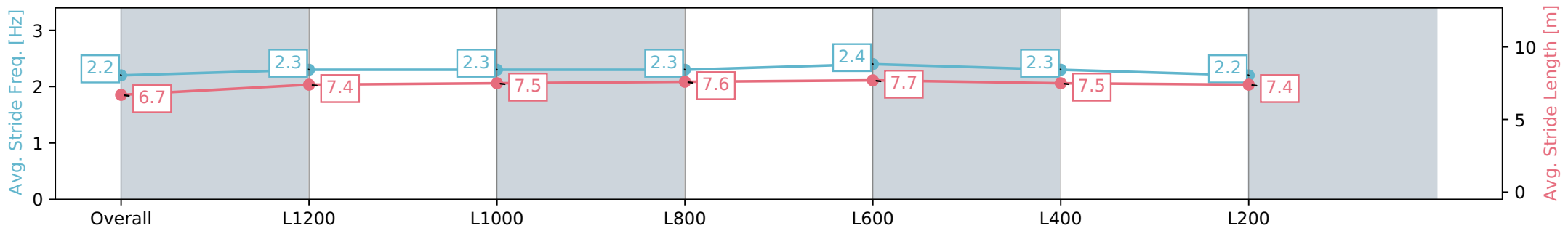
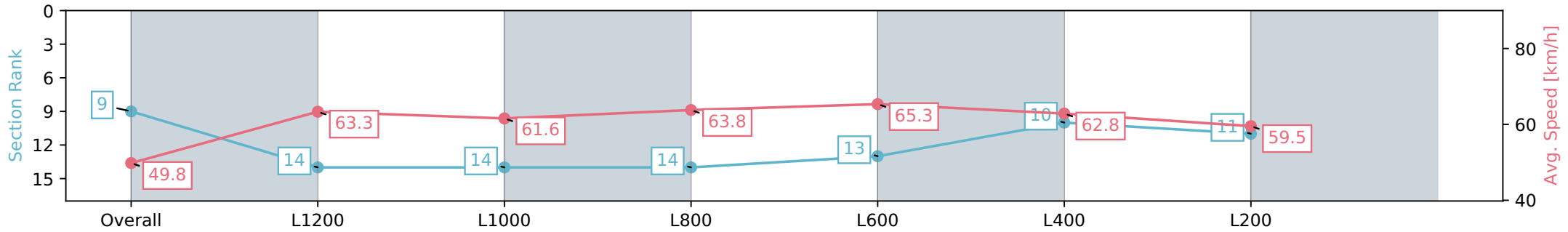
Race 6: PLC Fencing Handicap - 1400m

25 May 2024 - 1:54PM

Track Rating: Soft 5, Weather: Fine, Rail Position: True



Section	Overall	L1200	L1000	L800	L600	L400	L200
Section Times	1:24.06 [9] (0:14.51)	1:09.55 [14] (0:11.39)	0:58.16 [14] (0:11.87)	0:46.29 [14] (0:11.51)	0:34.78 [13] (0:11.17)	0:23.61 [10] (0:11.45)	0:12.16 [11] (0:12.16)
Average Speed [km/h]	49.8	63.3	61.6	63.8	65.3	62.8	59.5
Top Speed [km/h]	64.8	64.9	63.1	65.1	66.6	64.8	60.9
Avg. Dist. to Rail [m]	6.0	2.6	3.1	3.9	3.1	5.1	7.0
Avg. Stride Freq. [Hz]	2.2	2.3	2.3	2.3	2.4	2.3	2.2
Avg. Stride Length [m]	6.7	7.4	7.5	7.6	7.7	7.5	7.4



- [] Ranking at each section and finish
- :-:- No data available at this section
- NA No data available

Horse/Jockey Name	DEVIL'S DEXTER/Dom Tourneur
Finish Rank	10
Fastest Section Time (Section)	0:11.24 (L1200)
Top Speed [km/h] (Section)	65.9 (Overall)
Race State	Finished



Thomas Farms RC Murray Bridge SA - Professional

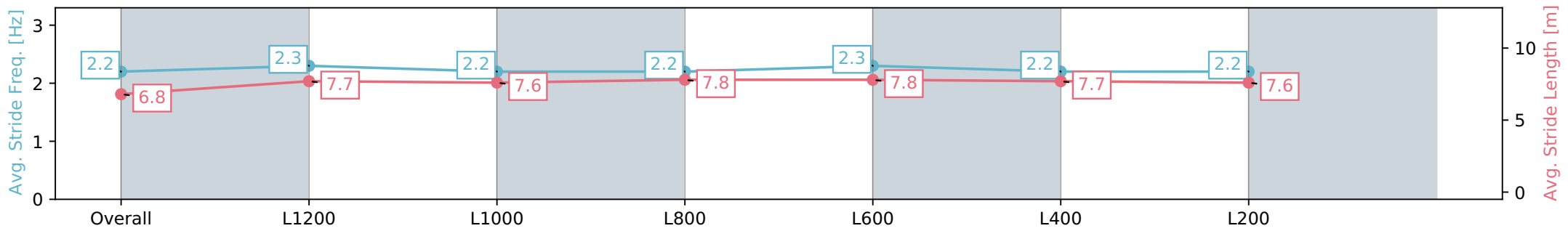
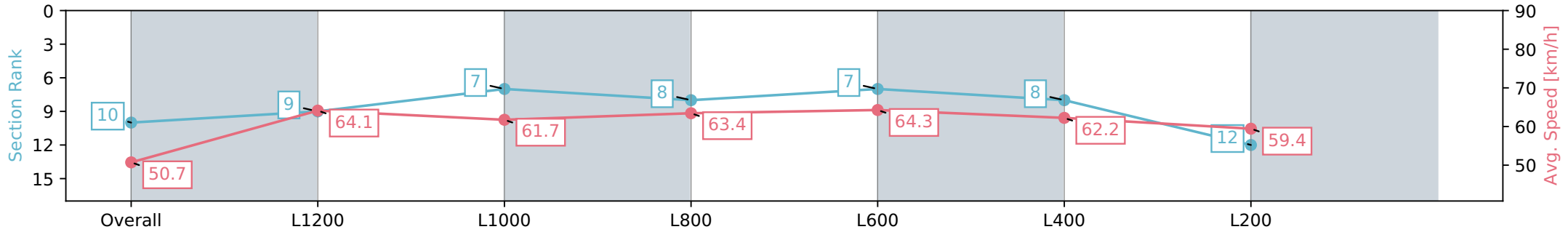
Race 6: PLC Fencing Handicap - 1400m

25 May 2024 - 1:54PM

Track Rating: Soft 5, Weather: Fine, Rail Position: True



Section	Overall	L1200	L1000	L800	L600	L400	L200
Section Times	1:24.10 [10] (0:14.20)	1:09.90 [9] (0:11.24)	0:58.66 [7] (0:11.83)	0:46.83 [8] (0:11.60)	0:35.23 [7] (0:11.50)	0:23.73 [8] (0:11.55)	0:12.18 [12] (0:12.18)
Average Speed [km/h]	50.7	64.1	61.7	63.4	64.3	62.2	59.4
Top Speed [km/h]	64.5	65.9	63.0	65.1	65.3	63.3	60.7
Avg. Dist. to Rail [m]	6.9	1.6	2.6	4.6	5.9	10.3	12.2
Avg. Stride Freq. [Hz]	2.2	2.3	2.2	2.2	2.3	2.2	2.2
Avg. Stride Length [m]	6.8	7.7	7.6	7.8	7.8	7.7	7.6



- [] Ranking at each section and finish
- :-:- No data available at this section
- NA No data available

Horse/Jockey Name	SEVEN SECRETS/Margaret Collett
Finish Rank	11
Fastest Section Time (Section)	0:11.34 (L1200)
Top Speed [km/h] (Section)	65.0 (Overall)
Race State	Finished



Thomas Farms RC Murray Bridge SA - Professional

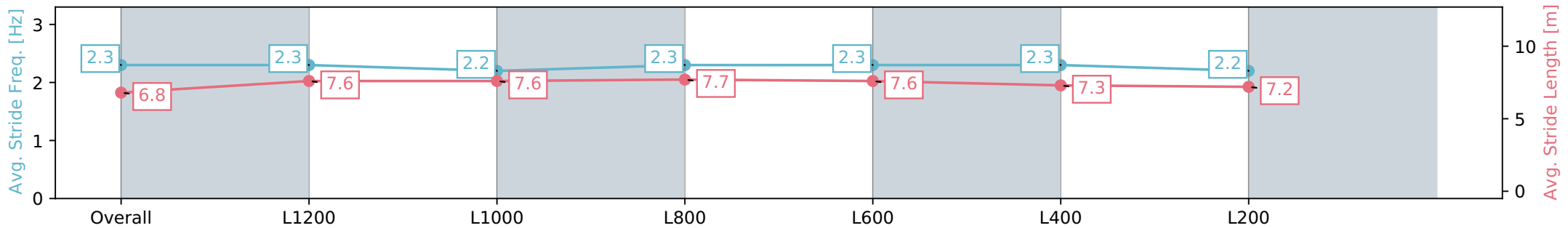
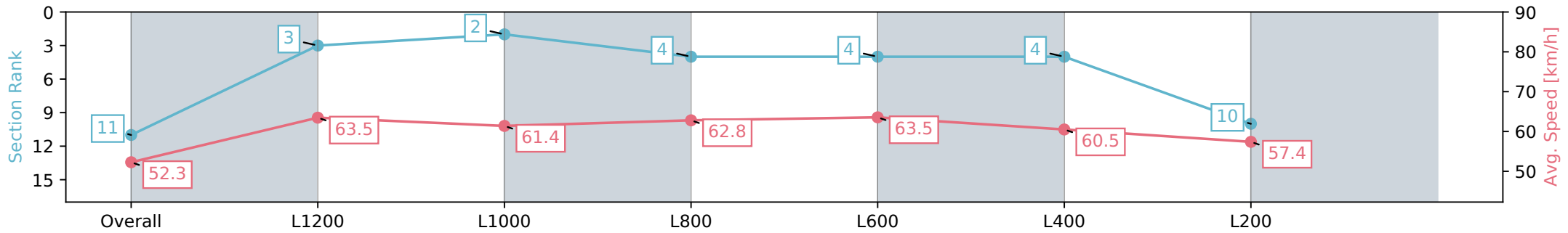
Race 6: PLC Fencing Handicap - 1400m

25 May 2024 - 1:54PM

Track Rating: Soft 5, Weather: Fine, Rail Position: True



Section	Overall	L1200	L1000	L800	L600	L400	L200
Section Times	1:24.49 [11] (0:13.78)	1:10.71 [3] (0:11.34)	0:59.37 [2] (0:11.81)	0:47.56 [4] (0:11.61)	0:35.95 [4] (0:11.45)	0:24.50 [4] (0:11.91)	0:12.59 [10] (0:12.59)
Average Speed [km/h]	52.3	63.5	61.4	62.8	63.5	60.5	57.4
Top Speed [km/h]	64.9	65.0	63.5	63.4	65.0	61.9	58.8
Avg. Dist. to Rail [m]	0.5	0.1	1.1	2.4	3.0	5.1	6.3
Avg. Stride Freq. [Hz]	2.3	2.3	2.2	2.3	2.3	2.3	2.2
Avg. Stride Length [m]	6.8	7.6	7.6	7.7	7.6	7.3	7.2



- [] Ranking at each section and finish
- :-:- No data available at this section
- NA No data available

Horse/Jockey Name	SMILING ASSASSIN/Samuel Payne
Finish Rank	12
Fastest Section Time (Section)	0:11.28 (L1200)
Top Speed [km/h] (Section)	64.6 (Overall)
Race State	Finished



Thomas Farms RC Murray Bridge SA - Professional

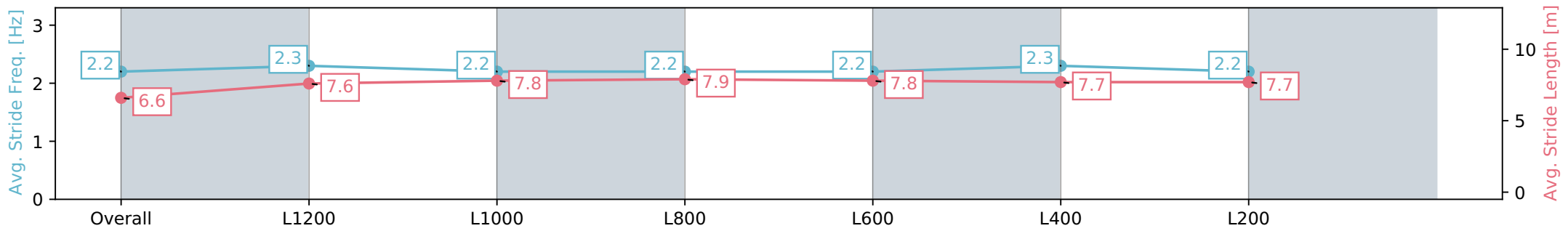
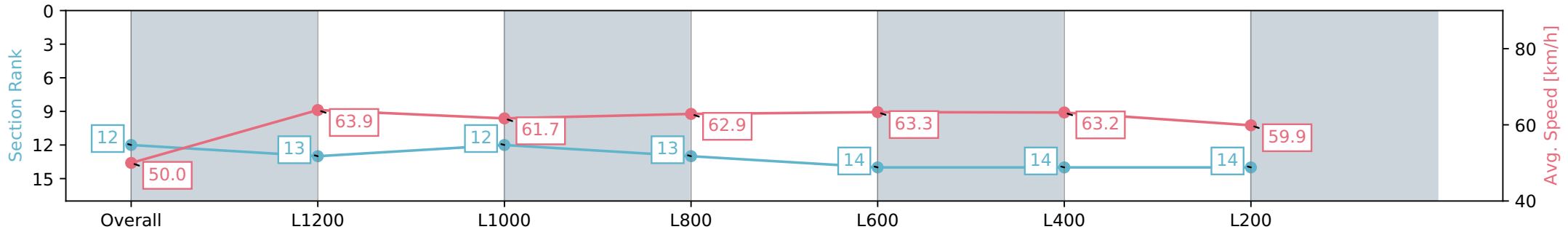
Race 6: PLC Fencing Handicap - 1400m

25 May 2024 - 1:54PM

Track Rating: Soft 5, Weather: Fine, Rail Position: True



Section	Overall	L1200	L1000	L800	L600	L400	L200
Section Times	1:24.54 [12] (0:14.42)	1:10.12 [13] (0:11.28)	0:58.84 [12] (0:11.94)	0:46.90 [13] (0:11.77)	0:35.13 [14] (0:11.64)	0:23.49 [14] (0:11.41)	0:12.08 [14] (0:12.08)
Average Speed [km/h]	50.0	63.9	61.7	62.9	63.3	63.2	59.9
Top Speed [km/h]	63.1	64.6	63.5	63.6	64.1	64.0	62.3
Avg. Dist. to Rail [m]	8.0	3.5	4.3	5.3	6.0	11.7	12.7
Avg. Stride Freq. [Hz]	2.2	2.3	2.2	2.2	2.2	2.3	2.2
Avg. Stride Length [m]	6.6	7.6	7.8	7.9	7.8	7.7	7.7



Report Created: Sat 25 May 2024 14:45:58 GMT+10 (Note: Timing is based on positional data)

- [] Ranking at each section and finish
- :-:- No data available at this section
- NA No data available

Horse/Jockey Name	RESERVOIR DOG/Ben Price
Finish Rank	13
Fastest Section Time (Section)	0:11.01 (L1200)
Top Speed [km/h] (Section)	66.3 (Overall)
Race State	Finished



Thomas Farms RC Murray Bridge SA - Professional

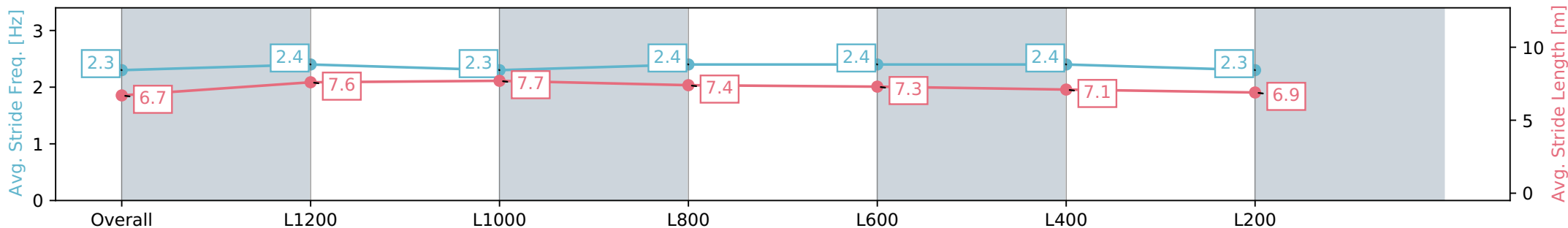
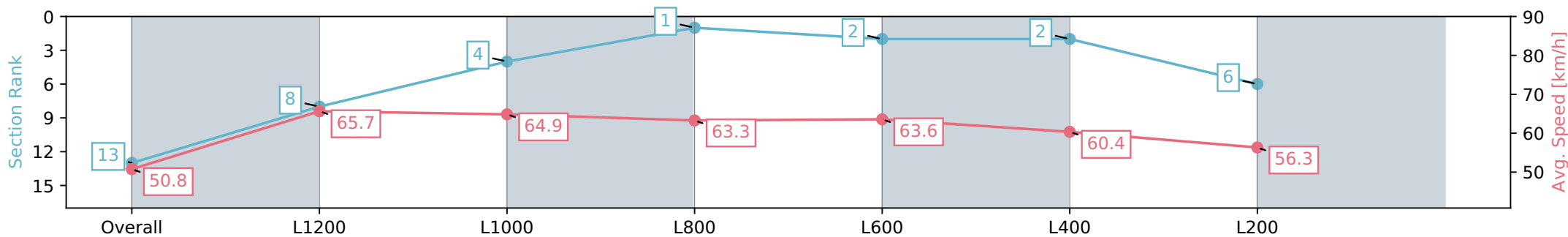
Race 6: PLC Fencing Handicap - 1400m

25 May 2024 - 1:54PM

Track Rating: Soft 5, Weather: Fine, Rail Position: True



Section	Overall	L1200	L1000	L800	L600	L400	L200
Section Times	1:24.55 [13] (0:14.19)	1:10.36 [8] (0:11.01)	0:59.35 [4] (0:11.30)	0:48.05 [1] (0:11.70)	0:36.35 [2] (0:11.56)	0:24.78 [2] (0:11.93)	0:12.85 [6] (0:12.85)
Average Speed [km/h]	50.8	65.7	64.9	63.3	63.6	60.4	56.3
Top Speed [km/h]	64.3	66.3	65.6	64.8	65.1	62.1	58.0
Avg. Dist. to Rail [m]	9.7	3.9	3.5	5.7	4.9	8.2	9.1
Avg. Stride Freq. [Hz]	2.3	2.4	2.3	2.4	2.4	2.4	2.3
Avg. Stride Length [m]	6.7	7.6	7.7	7.4	7.3	7.1	6.9



- [] Ranking at each section and finish
- :-:- No data available at this section
- NA No data available

Horse/Jockey Name	EUREKA'S VICTORY/Felicity Atkinson
Finish Rank	14
Fastest Section Time (Section)	0:11.48 (L400)
Top Speed [km/h] (Section)	63.5 (L600)
Race State	Finished



Thomas Farms RC Murray Bridge SA - Professional

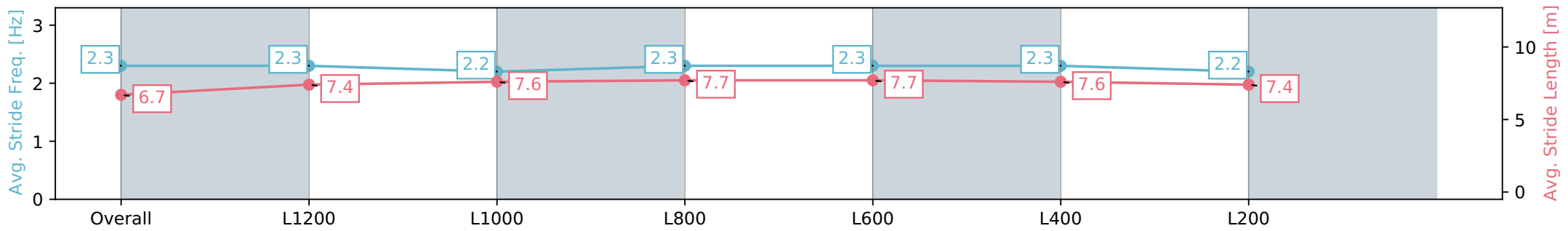
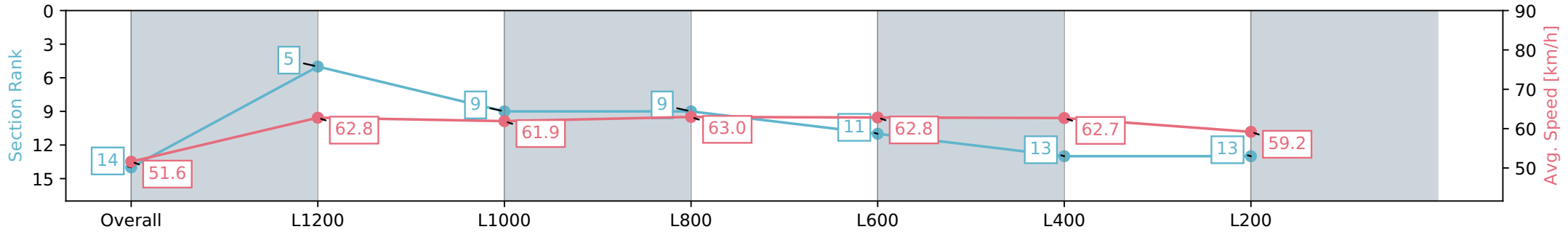
Race 6: PLC Fencing Handicap - 1400m

25 May 2024 - 1:54PM

Track Rating: Soft 5, Weather: Fine, Rail Position: True



Section	Overall	L1200	L1000	L800	L600	L400	L200
Section Times	1:24.58 [14] (0:13.97)	1:10.61 [5] (0:11.52)	0:59.09 [9] (0:11.88)	0:47.21 [9] (0:11.71)	0:35.50 [11] (0:11.77)	0:23.73 [13] (0:11.48)	0:12.25 [13] (0:12.25)
Average Speed [km/h]	51.6	62.8	61.9	63.0	62.8	62.7	59.2
Top Speed [km/h]	63.3	63.5	63.3	63.4	63.5	63.5	60.9
Avg. Dist. to Rail [m]	9.8	4.1	4.3	4.9	6.4	7.8	7.5
Avg. Stride Freq. [Hz]	2.3	2.3	2.2	2.3	2.3	2.3	2.2
Avg. Stride Length [m]	6.7	7.4	7.6	7.7	7.7	7.6	7.4



- [] Ranking at each section and finish
- :-:- No data available at this section
- NA No data available