



RACINGSA

# Thomas Farms RC Murray Bridge SA

## Race 5: Mosel Surveyors Handicap - 1000m

25 May 2024 - 1:19PM



Murray Bridge  
Racing Club

Track Rating: Soft 5, Weather: Fine, Rail Position: True

Section Field Times							Overall	L800	L600	L400	L200		
							0:57.19 (0:13.49)	0:43.70 (0:10.43)	0:33.27 (0:10.79)	0:22.49 (0:10.95)	0:11.54 (0:11.54)		
Position	#	Horse/Jockey	Barrier	Top Speed [km/h]	Fastest Section	First 400m						Margin	Distance Travelled From Winner [m]
1	13	<b>GEMINGA</b> Todd Pannell	6	70.4 1000-800	0:10.59 800-600	0:24.21	0:57.19 (0:13.62)	0:43.57 [4] (0:10.59)	0:32.98 [5] (0:10.70)	0:22.28 [5] (0:10.74)	0:11.54 [1] (0:11.54)	0:57.19	
2	4	<b>SUNZOU</b> Rochelle Milnes	8	71.2 1000-800	0:10.43 800-600	0:23.91	0:57.23 (0:13.48)	0:43.75 [1] (0:10.43)	0:33.32 [1] (0:10.85)	0:22.47 [2] (0:10.89)	0:11.58 [2] (0:11.57)	0.3L	-3
3	15	<b>SHADOWFAX</b> Teagan Voorham	2	70.4 1000-800	0:10.52 800-600	0:24.13	0:57.40 (0:13.61)	0:43.79 [3] (0:10.52)	0:33.27 [4] (0:10.56)	0:22.70 [1] (0:10.98)	0:11.72 [3] (0:11.72)	1.3L	-3
4	11	<b>FOXY FEMME</b> Dom Tourneur	12	69.5 1000-800	0:10.68 800-600	0:24.64	0:57.41 (0:13.96)	0:43.45 [13] (0:10.68)	0:32.77 [13] (0:10.75)	0:22.02 [10] (0:10.73)	0:11.29 [7] (0:11.28)	1.4L	-3
5	8	<b>KOMACHI</b> Ben Price	4	69.3 1000-800	0:10.61 800-600	0:24.87	0:57.57 (0:14.26)	0:43.31 [14] (0:10.61)	0:32.70 [15] (0:10.68)	0:22.02 [14] (0:10.81)	0:11.21 [14] (0:11.21)	2.4L	-5
6	3	<b>THE MAGISTRATE</b> Kayla Crowther	3	70.1 1000-800	0:10.54 800-600	0:24.04	0:57.61 (0:13.50)	0:44.11 [2] (0:10.54)	0:33.57 [2] (0:10.81)	0:22.76 [3] (0:10.96)	0:11.80 [5] (0:11.80)	2.6L	-4
7	2	<b>LUNAR HERO</b> Felicity Atkinson	13	71.9 1000-800	0:10.42 800-600	0:24.05	0:57.76 (0:13.63)	0:44.13 [5] (0:10.42)	0:33.71 [3] (0:10.81)	0:22.90 [4] (0:10.90)	0:12.00 [4] (0:12.00)	3.6L	+3
8	10	<b>MY RUBY</b> Justin Potter	1	69.6 1000-800	0:10.68 800-600	0:24.38	0:57.78 (0:13.70)	0:44.08 [7] (0:10.68)	0:33.40 [7] (0:10.88)	0:22.52 [8] (0:10.88)	0:11.64 [9] (0:11.64)	3.7L	-3
9	1	<b>EL SALTO</b> Samuel Payne	15	70.2 800-600	0:10.57 800-600	0:24.84	0:57.78 (0:14.26)	0:43.52 [15] (0:10.57)	0:32.94 [14] (0:10.70)	0:22.24 [13] (0:10.68)	0:11.56 [12] (0:11.56)	3.7L	+1
10	9	<b>GRAND HOST</b> Jacob Opperman	7	69.7 1000-800	0:10.71 400-200	0:24.51	0:57.79 (0:13.70)	0:44.09 [6] (0:10.81)	0:33.28 [9] (0:10.92)	0:22.36 [12] (0:10.71)	0:11.65 [8] (0:11.65)	3.8L	+0

Report Created: Sat 25 May 2024 14:05:37 GMT+10 (Note: Timing is based on positional data)

Page 1/17

- [ ] Position in running at each section and finish
- :-:- No data available at this section
- NA No data available
- █ Background shading for fastest section
- # Saddle cloth number
- DNF Did not finish
- DNT Did not track



RACINGSA

# Thomas Farms RC Murray Bridge SA Race 5: Mosel Surveyors Handicap - 1000m 25 May 2024 - 1:19PM



Murray Bridge  
Racing Club

Track Rating: Soft 5, Weather: Fine, Rail Position: True

Section	Overall	L800	L600	L400	L200
Field Times	0:57.19 (0:13.49)	0:43.70 (0:10.43)	0:33.27 (0:10.79)	0:22.49 (0:10.95)	0:11.54 (0:11.54)

Position	#	Horse/Jockey	Barrier	Top Speed [km/h]	Fastest Section	First 400m	Overall	L800	L600	L400	L200	Margin	Distance Travelled From Winner [m]
11	14	<b>RAKOMELO</b> Stacey Metcalfe	5	69.8 800-600	0:10.73 800-600	0:24.47	0:57.87 (0:13.74)	0:44.13 [9] (0:10.73)	0:33.40 [8] (0:10.74)	0:22.66 [6] (0:10.85)	0:11.81 [6] (0:11.81)	4.2L	-2
12	6	<b>QEYAADY</b> Jessica Eaton	9	68.8 1000-800	0:10.65 800-600	0:24.57	0:57.97 (0:13.93)	0:44.04 [12] (0:10.65)	0:33.39 [11] (0:10.76)	0:22.63 [9] (0:10.83)	0:11.80 [10] (0:11.80)	4.9L	-5
13	5	<b>RIALTOR</b> Callan Murray	11	71.3 1000-800	0:10.54 800-600	0:24.27	0:58.10 (0:13.73)	0:44.37 [8] (0:10.54)	0:33.83 [6] (0:10.97)	0:22.86 [7] (0:10.94)	0:11.92 [11] (0:11.92)	5.7L	+1
14	12	<b>STARTIDE</b> Lachlan Neindorf	10	69.5 1000-800	0:10.70 800-600	0:24.60	0:58.23 (0:13.90)	0:44.33 [10] (0:10.70)	0:33.63 [12] (0:10.82)	0:22.81 [11] (0:10.84)	0:11.97 [13] (0:11.97)	6.5L	+2
15	7	<b>EASY BEAST</b> Dylan Caboche	14	70.0 1000-800	0:10.64 800-600	0:24.56	0:58.58 (0:13.92)	0:44.66 [11] (0:10.64)	0:34.02 [10] (0:11.18)	0:22.84 [15] (0:11.06)	0:11.78 [15] (0:11.78)	8.7L	+2

- [ ] Position in running at each section and finish    # Saddle cloth number
- :-:- No data available at this section    DNF Did not finish
- NA No data available    DNT Did not track
- Background shading for fastest section

Horse/Jockey Name	GEMINGA/Todd Pannell
Finish Rank	1
Fastest Section Time (Section)	0:10.59 (L800)
Top Speed [km/h] (Section)	70.4 (Overall)
Race State	Finished



Thomas Farms RC Murray Bridge SA - Professional

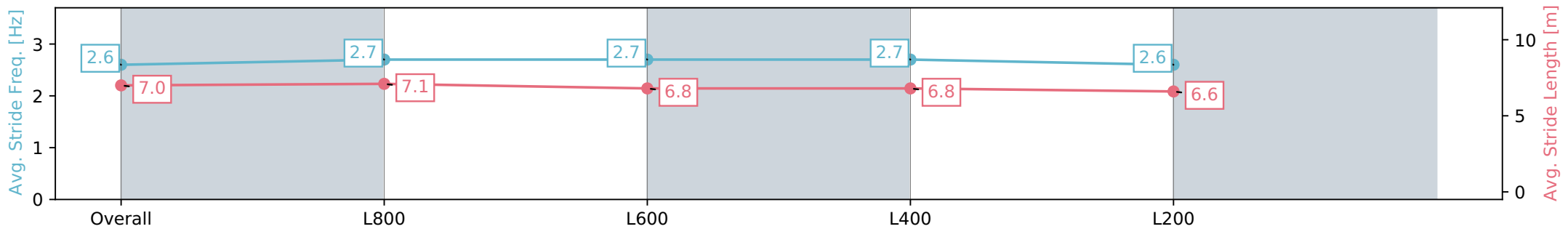
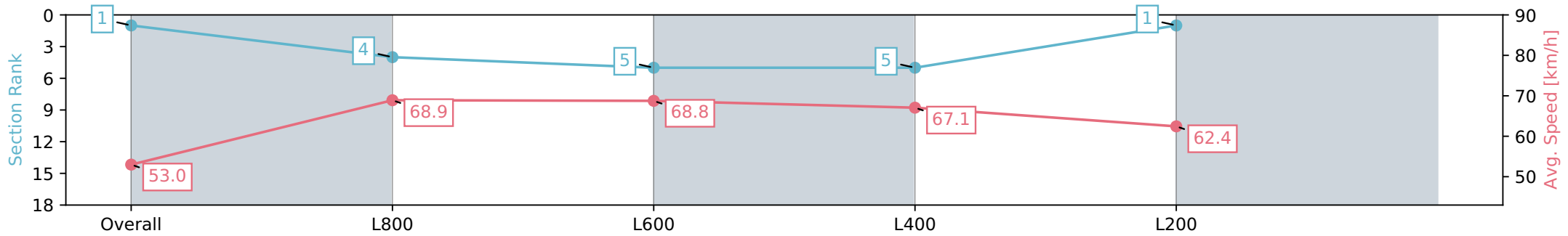
Race 5: Mosel Surveyors Handicap - 1000m

25 May 2024 - 1:19PM

Track Rating: Soft 5, Weather: Fine, Rail Position: True



Section	Overall	L800	L600	L400	L200
Section Times	0:57.19 [1] (0:13.62)	0:43.57 [4] (0:10.59)	0:32.98 [5] (0:10.70)	0:22.28 [5] (0:10.74)	0:11.54 [1] (0:11.54)
Average Speed [km/h]	53.0	68.9	68.8	67.1	62.4
Top Speed [km/h]	67.2	70.4	69.7	68.4	65.1
Avg. Dist. to Rail [m]	5.4	5.3	5.0	7.0	8.0
Avg. Stride Freq. [Hz]	2.6	2.7	2.7	2.7	2.6
Avg. Stride Length [m]	7.0	7.1	6.8	6.8	6.6



- [ ] Ranking at each section and finish
- :-:- No data available at this section
- NA No data available

Horse/Jockey Name	SUNZOU/Rochelle Milnes
Finish Rank	2
Fastest Section Time (Section)	0:10.43 (L800)
Top Speed [km/h] (Section)	71.2 (Overall)
Race State	Finished



Thomas Farms RC Murray Bridge SA - Professional

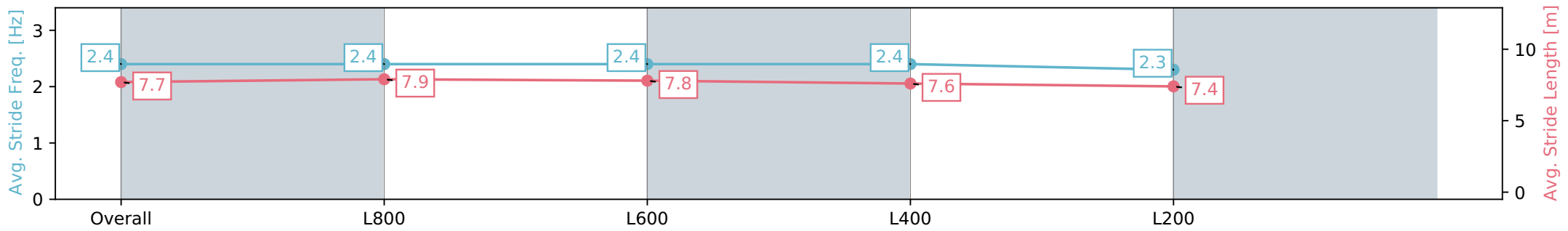
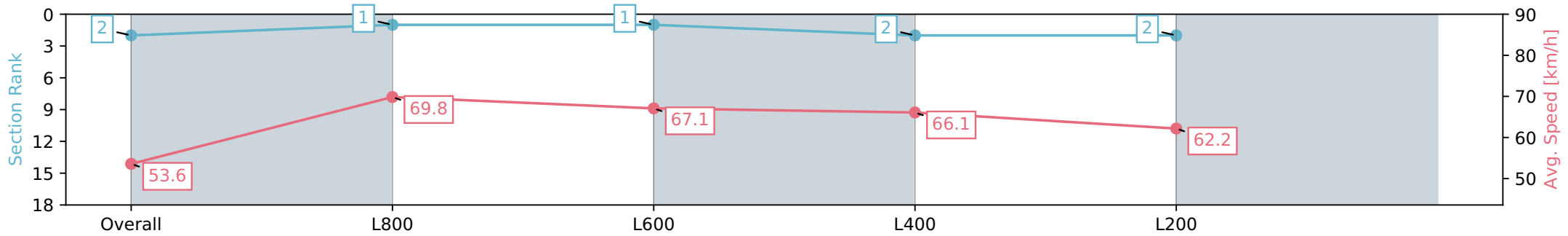
Race 5: Mosel Surveyors Handicap - 1000m

25 May 2024 - 1:19PM

Track Rating: Soft 5, Weather: Fine, Rail Position: True



Section	Overall	L800	L600	L400	L200
Section Times	0:57.23 [2] (0:13.48)	0:43.75 [1] (0:10.43)	0:33.32 [1] (0:10.85)	0:22.47 [2] (0:10.89)	0:11.58 [2] (0:11.57)
Average Speed [km/h]	53.6	69.8	67.1	66.1	62.2
Top Speed [km/h]	69.8	71.2	69.9	67.5	64.4
Avg. Dist. to Rail [m]	7.1	4.3	2.7	4.3	3.8
Avg. Stride Freq. [Hz]	2.4	2.4	2.4	2.4	2.3
Avg. Stride Length [m]	7.7	7.9	7.8	7.6	7.4



- [ ] Ranking at each section and finish
- :-:- No data available at this section
- NA No data available

Horse/Jockey Name	SHADOWFAX/Teagan Voorham
Finish Rank	3
Fastest Section Time (Section)	0:10.52 (L800)
Top Speed [km/h] (Section)	70.4 (Overall)
Race State	Finished



Thomas Farms RC Murray Bridge SA - Professional

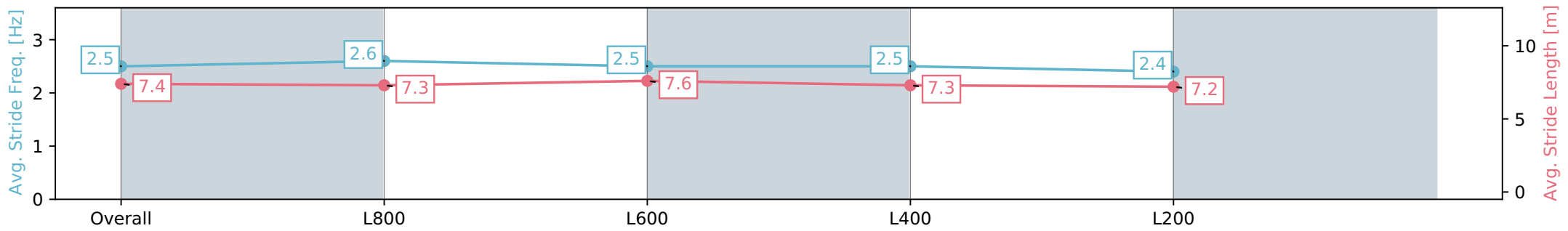
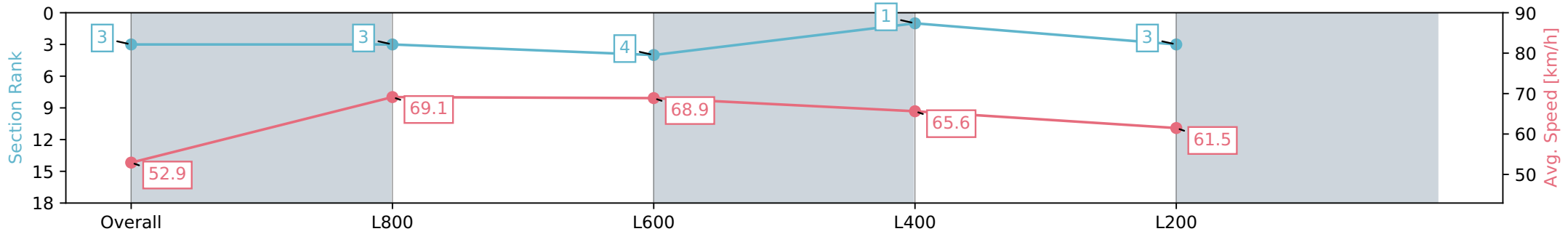
Race 5: Mosel Surveyors Handicap - 1000m

25 May 2024 - 1:19PM

Track Rating: Soft 5, Weather: Fine, Rail Position: True



Section	Overall	L800	L600	L400	L200
Section Times	0:57.40 [3] (0:13.61)	0:43.79 [3] (0:10.52)	0:33.27 [4] (0:10.56)	0:22.70 [1] (0:10.98)	0:11.72 [3] (0:11.72)
Average Speed [km/h]	52.9	69.1	68.9	65.6	61.5
Top Speed [km/h]	67.6	70.4	69.6	67.4	64.7
Avg. Dist. to Rail [m]	1.8	3.5	2.7	4.8	4.8
Avg. Stride Freq. [Hz]	2.5	2.6	2.5	2.5	2.4
Avg. Stride Length [m]	7.4	7.3	7.6	7.3	7.2



[ ] Ranking at each section and finish  
 -:-:- No data available at this section  
 NA No data available

Horse/Jockey Name	FOXY FEMME/Dom Tourneur
Finish Rank	4
Fastest Section Time (Section)	0:10.68 (L800)
Top Speed [km/h] (Section)	69.5 (Overall)
Race State	Finished



Thomas Farms RC Murray Bridge SA - Professional

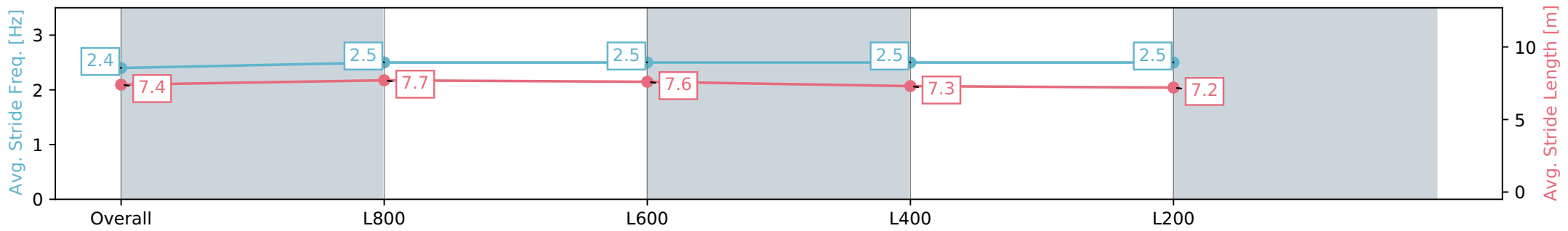
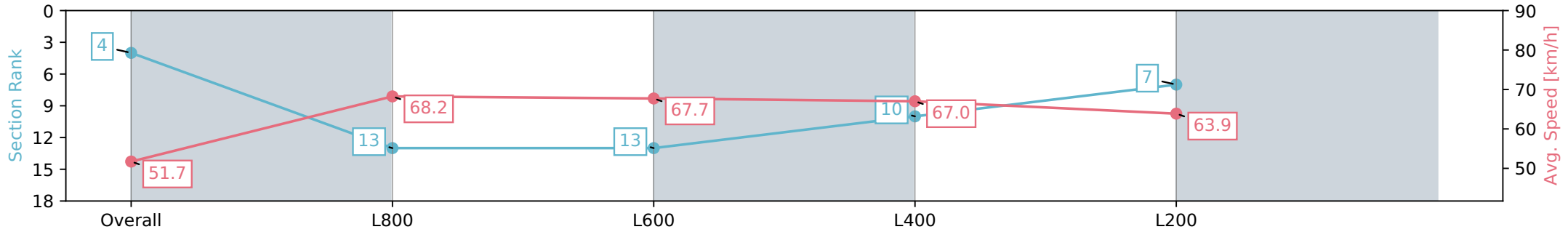
Race 5: Mosel Surveyors Handicap - 1000m

25 May 2024 - 1:19PM

Track Rating: Soft 5, Weather: Fine, Rail Position: True



Section	Overall	L800	L600	L400	L200
Section Times	0:57.41 [4] (0:13.96)	0:43.45 [13] (0:10.68)	0:32.77 [13] (0:10.75)	0:22.02 [10] (0:10.73)	0:11.29 [7] (0:11.28)
Average Speed [km/h]	51.7	68.2	67.7	67.0	63.9
Top Speed [km/h]	67.2	69.5	68.4	67.9	65.5
Avg. Dist. to Rail [m]	6.6	4.3	3.0	4.8	6.2
Avg. Stride Freq. [Hz]	2.4	2.5	2.5	2.5	2.5
Avg. Stride Length [m]	7.4	7.7	7.6	7.3	7.2



[ ] Ranking at each section and finish  
 -:-:- No data available at this section  
 NA No data available

Horse/Jockey Name	KOMACHI/Ben Price
Finish Rank	5
Fastest Section Time (Section)	0:10.61 (L800)
Top Speed [km/h] (Section)	69.3 (Overall)
Race State	Finished



Thomas Farms RC Murray Bridge SA - Professional

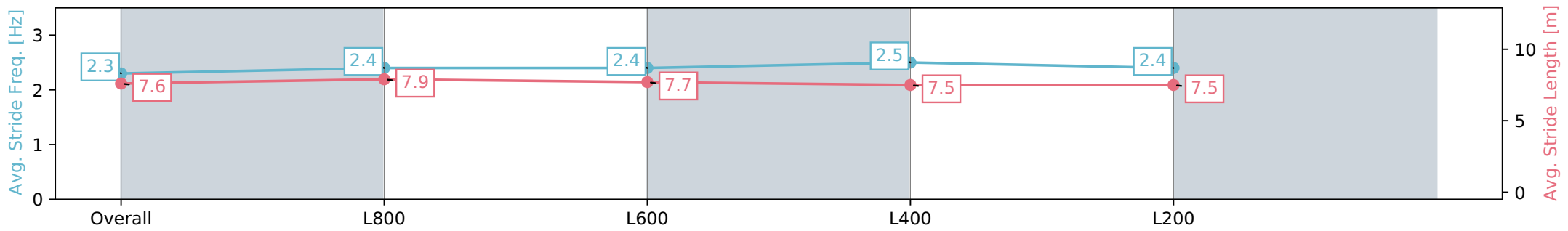
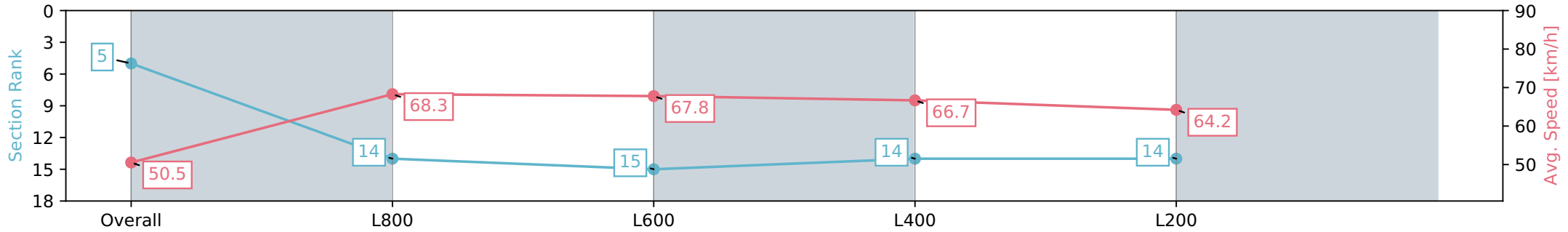
Race 5: Mosel Surveyors Handicap - 1000m

25 May 2024 - 1:19PM

Track Rating: Soft 5, Weather: Fine, Rail Position: True



Section	Overall	L800	L600	L400	L200
Section Times	0:57.57 [5] (0:14.26)	0:43.31 [14] (0:10.61)	0:32.70 [15] (0:10.68)	0:22.02 [14] (0:10.81)	0:11.21 [14] (0:11.21)
Average Speed [km/h]	50.5	68.3	67.8	66.7	64.2
Top Speed [km/h]	66.5	69.3	69.1	67.9	65.5
Avg. Dist. to Rail [m]	2.2	2.7	1.6	4.0	6.0
Avg. Stride Freq. [Hz]	2.3	2.4	2.4	2.5	2.4
Avg. Stride Length [m]	7.6	7.9	7.7	7.5	7.5



- [ ] Ranking at each section and finish
- :-:- No data available at this section
- NA No data available

Horse/Jockey Name	THE MAGISTRATE/Kayla Crowther
Finish Rank	6
Fastest Section Time (Section)	0:10.54 (L800)
Top Speed [km/h] (Section)	70.1 (Overall)
Race State	Finished



Thomas Farms RC Murray Bridge SA - Professional

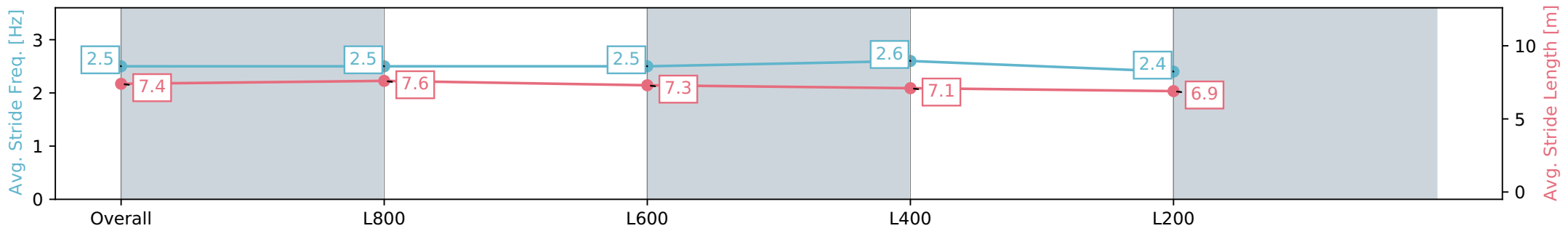
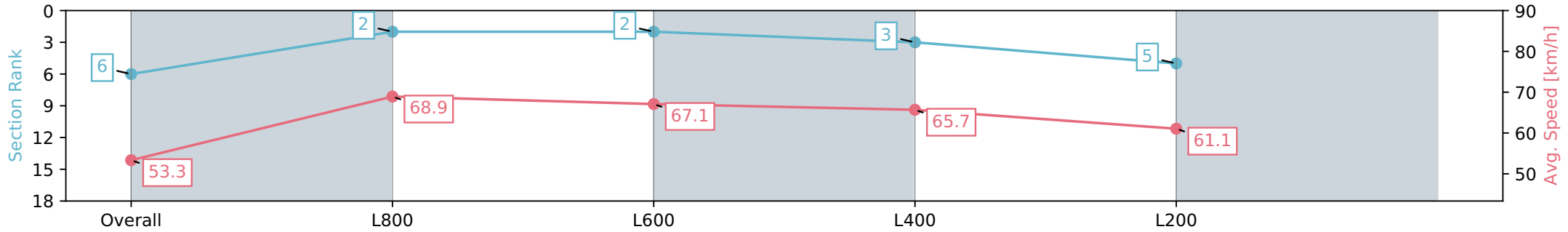
Race 5: Mosel Surveyors Handicap - 1000m

25 May 2024 - 1:19PM

Track Rating: Soft 5, Weather: Fine, Rail Position: True



Section	Overall	L800	L600	L400	L200
Section Times	0:57.61 [6] (0:13.50)	0:44.11 [2] (0:10.54)	0:33.57 [2] (0:10.81)	0:22.76 [3] (0:10.96)	0:11.80 [5] (0:11.80)
Average Speed [km/h]	53.3	68.9	67.1	65.7	61.1
Top Speed [km/h]	68.1	70.1	68.2	67.0	63.4
Avg. Dist. to Rail [m]	2.9	3.3	1.8	2.5	2.7
Avg. Stride Freq. [Hz]	2.5	2.5	2.5	2.6	2.4
Avg. Stride Length [m]	7.4	7.6	7.3	7.1	6.9



- [ ] Ranking at each section and finish
- :-:- No data available at this section
- NA No data available



Horse/Jockey Name	LUNAR HERO/Felicity Atkinson
Finish Rank	7
Fastest Section Time (Section)	0:10.42 (L800)
Top Speed [km/h] (Section)	71.9 (Overall)
Race State	Finished



Thomas Farms RC Murray Bridge SA - Professional

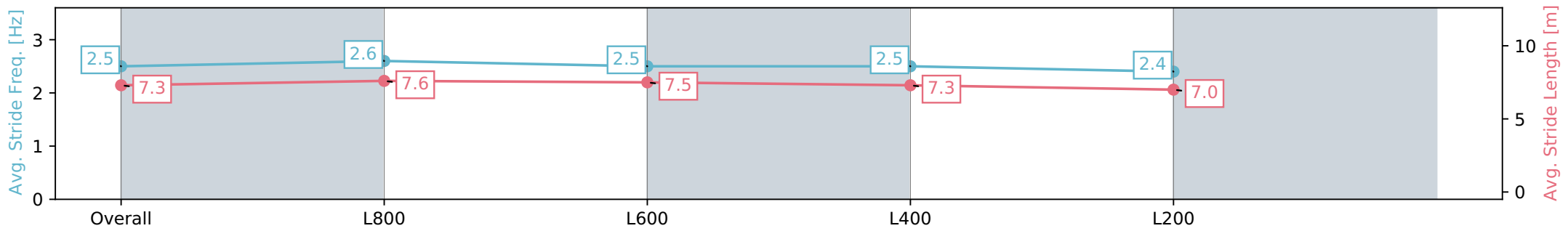
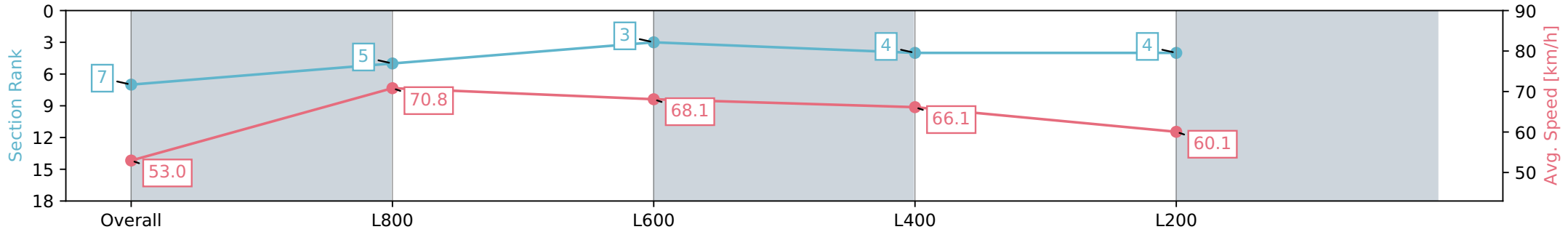
Race 5: Mosel Surveyors Handicap - 1000m

25 May 2024 - 1:19PM

Track Rating: Soft 5, Weather: Fine, Rail Position: True



Section	Overall	L800	L600	L400	L200
Section Times	0:57.76 [7] (0:13.63)	0:44.13 [5] (0:10.42)	0:33.71 [3] (0:10.81)	0:22.90 [4] (0:10.90)	0:12.00 [4] (0:12.00)
Average Speed [km/h]	53.0	70.8	68.1	66.1	60.1
Top Speed [km/h]	69.5	71.9	69.6	68.0	61.8
Avg. Dist. to Rail [m]	10.0	8.5	5.3	5.9	6.9
Avg. Stride Freq. [Hz]	2.5	2.6	2.5	2.5	2.4
Avg. Stride Length [m]	7.3	7.6	7.5	7.3	7.0



- [ ] Ranking at each section and finish
- :-:- No data available at this section
- NA No data available

Horse/Jockey Name	MY RUBY/Justin Potter
Finish Rank	8
Fastest Section Time (Section)	0:10.68 (L800)
Top Speed [km/h] (Section)	69.6 (Overall)
Race State	Finished



Thomas Farms RC Murray Bridge SA - Professional

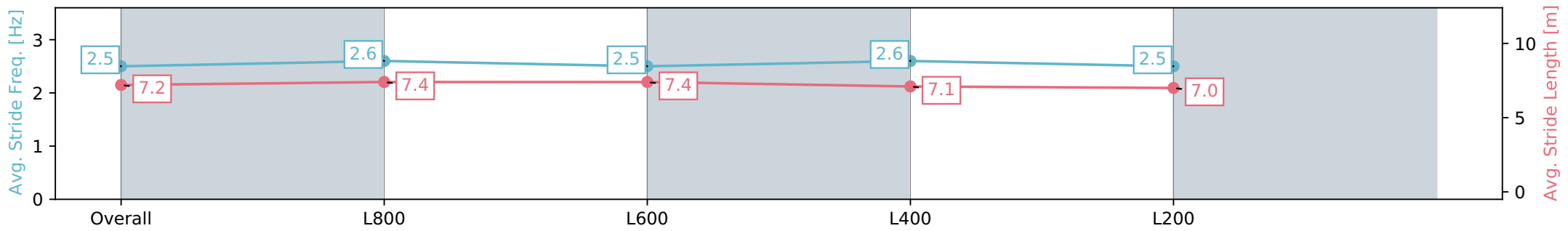
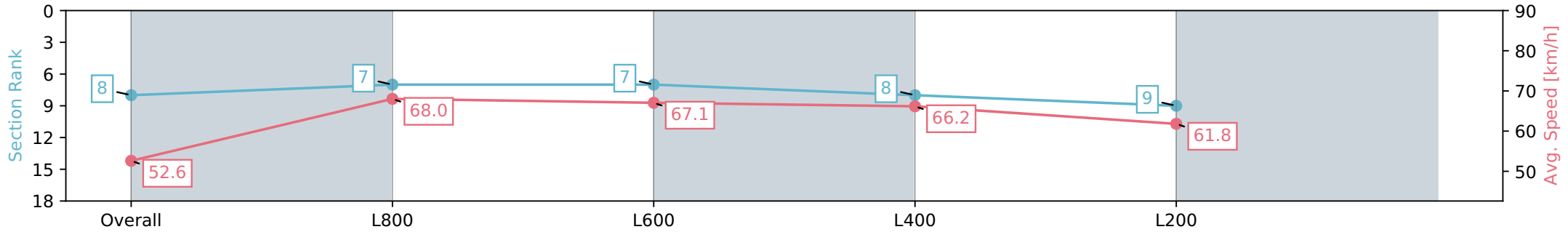
Race 5: Mosel Surveyors Handicap - 1000m

25 May 2024 - 1:19PM

Track Rating: Soft 5, Weather: Fine, Rail Position: True



Section	Overall	L800	L600	L400	L200
Section Times	0:57.78 [8] (0:13.70)	0:44.08 [7] (0:10.68)	0:33.40 [7] (0:10.88)	0:22.52 [8] (0:10.88)	0:11.64 [9] (0:11.64)
Average Speed [km/h]	52.6	68.0	67.1	66.2	61.8
Top Speed [km/h]	67.8	69.6	69.0	67.3	64.1
Avg. Dist. to Rail [m]	1.0	3.2	2.8	4.2	3.7
Avg. Stride Freq. [Hz]	2.5	2.6	2.5	2.6	2.5
Avg. Stride Length [m]	7.2	7.4	7.4	7.1	7.0



[ ] Ranking at each section and finish  
 -:-:- No data available at this section  
 NA No data available

Horse/Jockey Name	EL SALTO/Samuel Payne
Finish Rank	9
Fastest Section Time (Section)	0:10.57 (L800)
Top Speed [km/h] (Section)	70.2 (L800)
Race State	Finished



Thomas Farms RC Murray Bridge SA - Professional

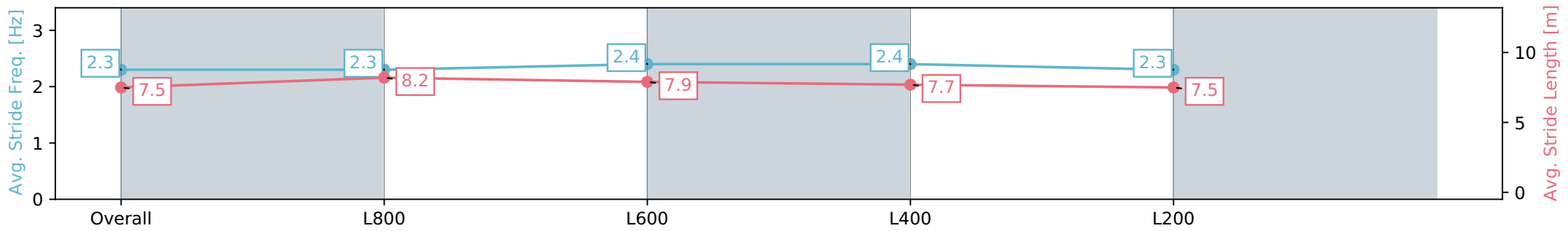
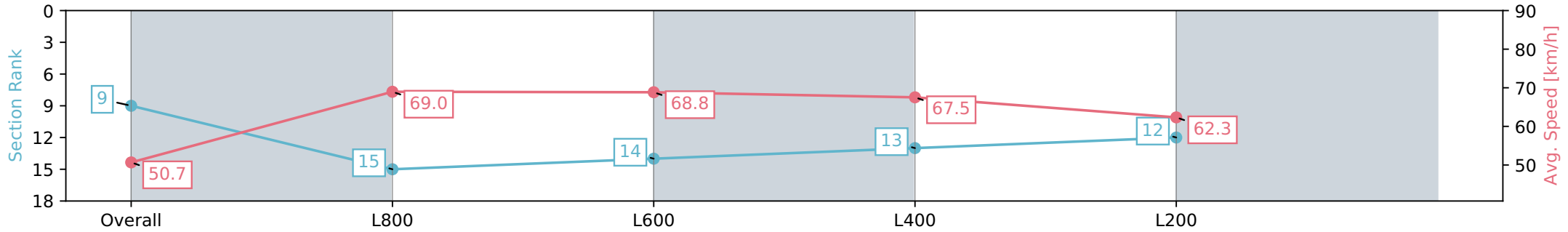
Race 5: Mosel Surveyors Handicap - 1000m

25 May 2024 - 1:19PM

Track Rating: Soft 5, Weather: Fine, Rail Position: True



Section	Overall	L800	L600	L400	L200
Section Times	0:57.78 [9] (0:14.26)	0:43.52 [15] (0:10.57)	0:32.94 [14] (0:10.70)	0:22.24 [13] (0:10.68)	0:11.56 [12] (0:11.56)
Average Speed [km/h]	50.7	69.0	68.8	67.5	62.3
Top Speed [km/h]	67.8	69.9	70.2	69.2	66.0
Avg. Dist. to Rail [m]	6.6	4.8	5.5	8.7	9.7
Avg. Stride Freq. [Hz]	2.3	2.3	2.4	2.4	2.3
Avg. Stride Length [m]	7.5	8.2	7.9	7.7	7.5



[ ] Ranking at each section and finish  
 -:-:- No data available at this section  
 NA No data available

Horse/Jockey Name	GRAND HOST/Jacob Opperman
Finish Rank	10
Fastest Section Time (Section)	0:10.71 (L400)
Top Speed [km/h] (Section)	69.7 (Overall)
Race State	Finished



Thomas Farms RC Murray Bridge SA - Professional

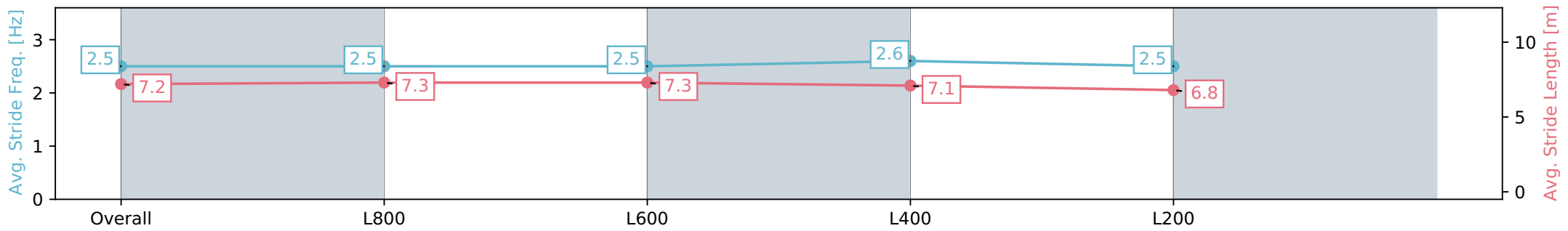
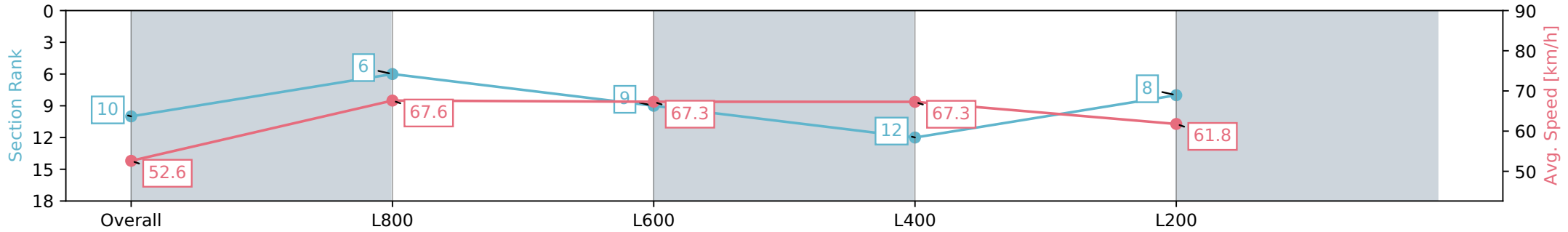
Race 5: Mosel Surveyors Handicap - 1000m

25 May 2024 - 1:19PM

Track Rating: Soft 5, Weather: Fine, Rail Position: True



Section	Overall	L800	L600	L400	L200
Section Times	0:57.79 [10] (0:13.70)	0:44.09 [6] (0:10.81)	0:33.28 [9] (0:10.92)	0:22.36 [12] (0:10.71)	0:11.65 [8] (0:11.65)
Average Speed [km/h]	52.6	67.6	67.3	67.3	61.8
Top Speed [km/h]	67.3	69.7	68.2	68.7	65.6
Avg. Dist. to Rail [m]	5.9	5.6	5.0	9.1	9.5
Avg. Stride Freq. [Hz]	2.5	2.5	2.5	2.6	2.5
Avg. Stride Length [m]	7.2	7.3	7.3	7.1	6.8



- [ ] Ranking at each section and finish
- :-:- No data available at this section
- NA No data available

Horse/Jockey Name	RAKOMELO/Stacey Metcalfe
Finish Rank	11
Fastest Section Time (Section)	0:10.73 (L800)
Top Speed [km/h] (Section)	69.8 (L800)
Race State	Finished



Thomas Farms RC Murray Bridge SA - Professional

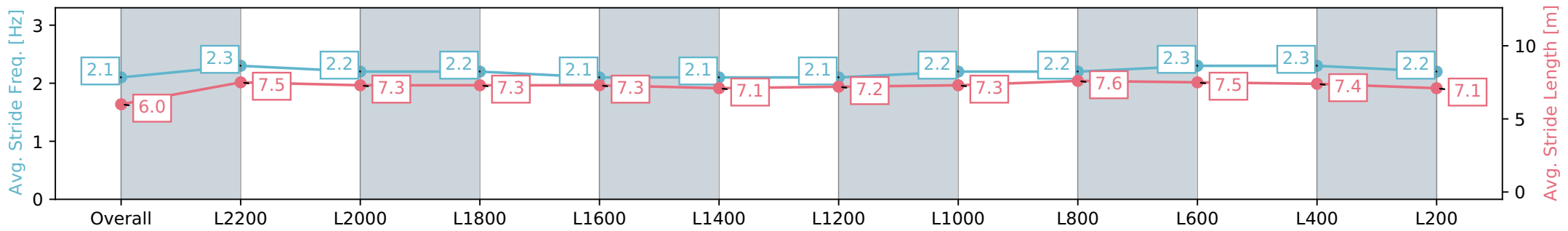
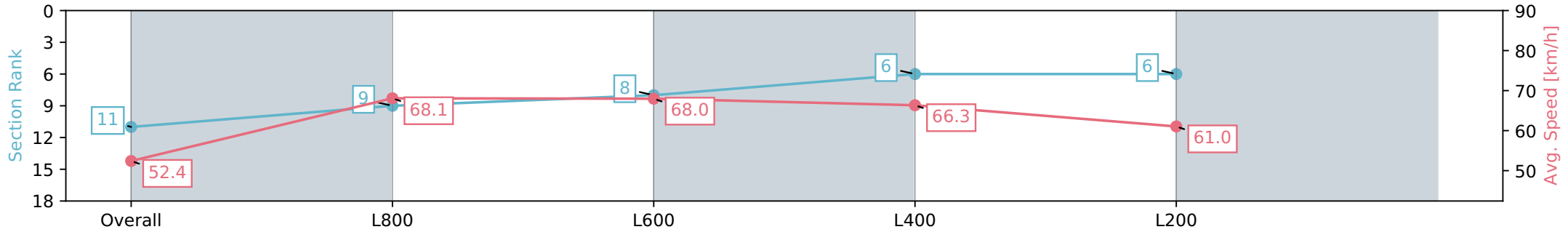
Race 5: Mosel Surveyors Handicap - 1000m

25 May 2024 - 1:19PM

Track Rating: Soft 5, Weather: Fine, Rail Position: True



Section	Overall	L800	L600	L400	L200
Section Times	0:57.87 [11] (0:13.74)	0:44.13 [9] (0:10.73)	0:33.40 [8] (0:10.74)	0:22.66 [6] (0:10.85)	0:11.81 [6] (0:11.81)
Average Speed [km/h]	52.4	68.1	68.0	66.3	61.0
Top Speed [km/h]	66.9	69.3	69.8	68.4	63.8
Avg. Dist. to Rail [m]	3.9	4.5	3.5	5.5	7.1
Avg. Stride Freq. [Hz]	2.4	2.4	2.4	2.4	2.3
Avg. Stride Length [m]	7.6	7.9	7.8	7.6	7.4



- [ ] Ranking at each section and finish
- :-:- No data available at this section
- NA No data available

Horse/Jockey Name	QEYAADY/Jessica Eaton
Finish Rank	12
Fastest Section Time (Section)	0:10.65 (L800)
Top Speed [km/h] (Section)	68.8 (Overall)
Race State	Finished



Thomas Farms RC Murray Bridge SA - Professional

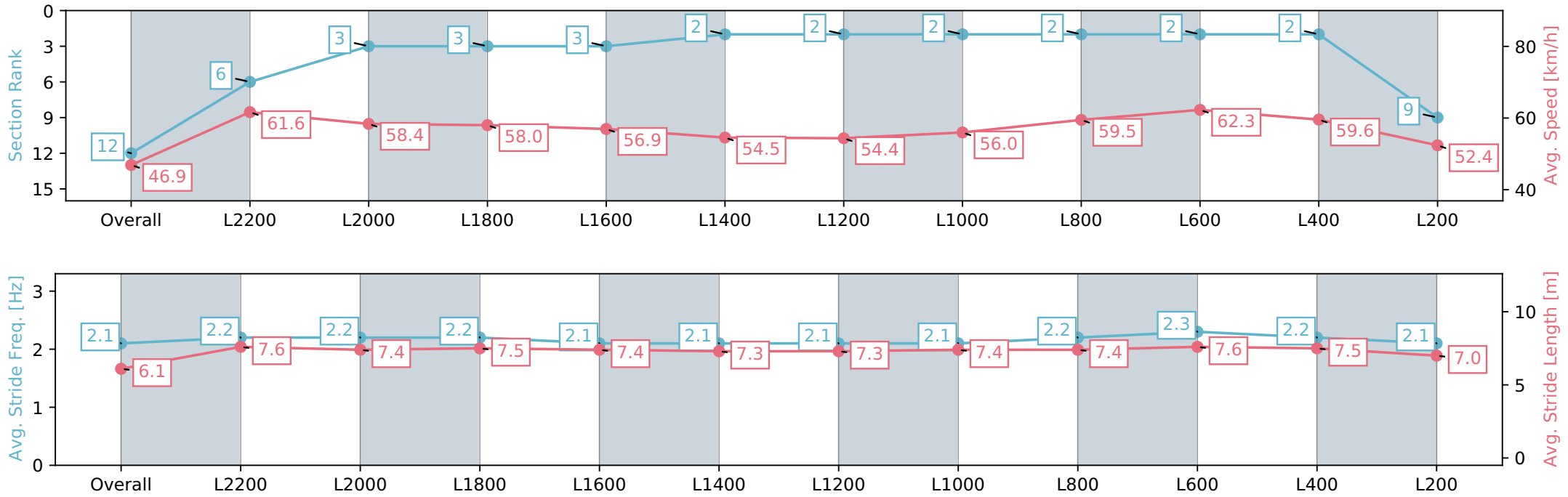
Race 5: Mosel Surveyors Handicap - 1000m

25 May 2024 - 1:19PM

Track Rating: Soft 5, Weather: Fine, Rail Position: True



Section	Overall	L800	L600	L400	L200
Section Times	0:57.97 [12] (0:13.93)	0:44.04 [12] (0:10.65)	0:33.39 [11] (0:10.76)	0:22.63 [9] (0:10.83)	0:11.80 [10] (0:11.80)
Average Speed [km/h]	51.7	68.2	67.3	66.4	61.1
Top Speed [km/h]	68.3	68.8	68.5	67.3	63.8
Avg. Dist. to Rail [m]	4.7	2.7	1.8	2.9	3.3
Avg. Stride Freq. [Hz]	2.5	2.4	2.4	2.5	2.3
Avg. Stride Length [m]	7.2	7.8	7.8	7.4	7.2



Report Created: Sat 25 May 2024 14:06:11 GMT+10 (Note: Timing is based on positional data)

- [ ] Ranking at each section and finish
- :-:- No data available at this section
- NA No data available



Horse/Jockey Name	RIALTOR/Callan Murray
Finish Rank	13
Fastest Section Time (Section)	0:10.54 (L800)
Top Speed [km/h] (Section)	71.3 (Overall)
Race State	Finished



Thomas Farms RC Murray Bridge SA - Professional

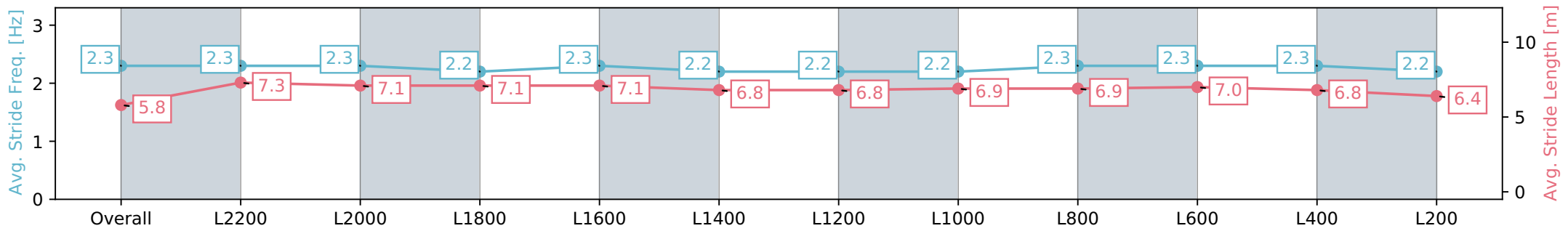
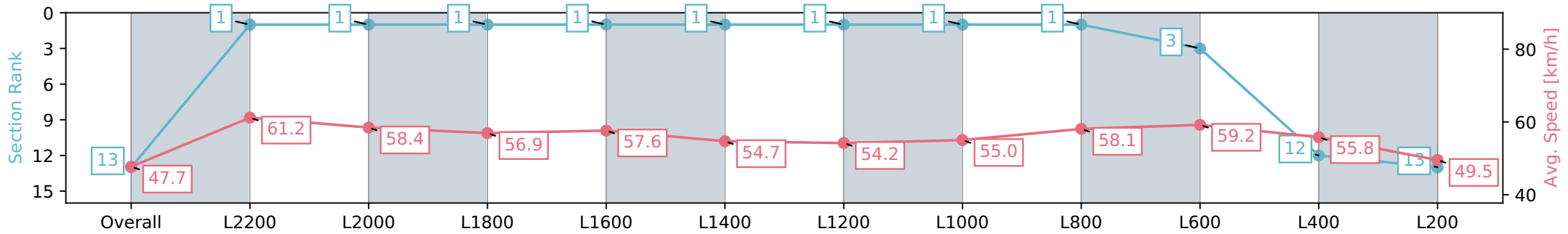
Race 5: Mosel Surveyors Handicap - 1000m

25 May 2024 - 1:19PM

Track Rating: Soft 5, Weather: Fine, Rail Position: True



Section	Overall	L800	L600	L400	L200
Section Times	0:58.10 [13] (0:13.73)	0:44.37 [8] (0:10.54)	0:33.83 [6] (0:10.97)	0:22.86 [7] (0:10.94)	0:11.92 [11] (0:11.92)
Average Speed [km/h]	52.5	69.6	67.2	65.8	60.3
Top Speed [km/h]	68.8	71.3	67.8	67.6	63.9
Avg. Dist. to Rail [m]	8.6	6.6	5.2	6.9	8.5
Avg. Stride Freq. [Hz]	2.5	2.5	2.5	2.5	2.3
Avg. Stride Length [m]	7.2	7.5	7.4	7.4	7.3



Report Created: Sat 25 May 2024 14:06:13 GMT+10 (Note: Timing is based on positional data)

- [ ] Ranking at each section and finish
- :-:- No data available at this section
- NA No data available

Horse/Jockey Name	STARTIDE/Lachlan Neindorf
Finish Rank	14
Fastest Section Time (Section)	0:10.70 (L800)
Top Speed [km/h] (Section)	69.5 (Overall)
Race State	Finished



Thomas Farms RC Murray Bridge SA - Professional

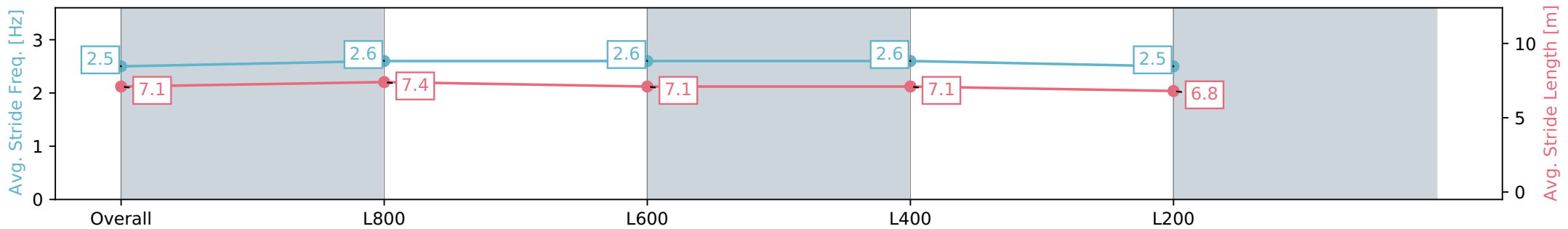
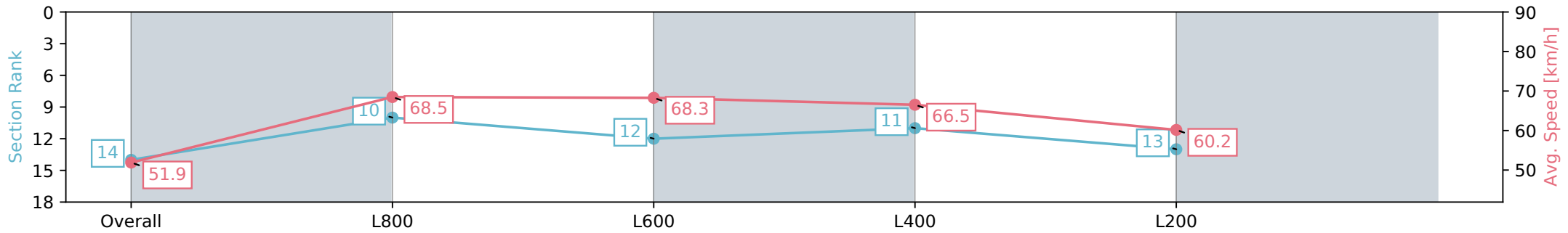
Race 5: Mosel Surveyors Handicap - 1000m

25 May 2024 - 1:19PM

Track Rating: Soft 5, Weather: Fine, Rail Position: True



Section	Overall	L800	L600	L400	L200
Section Times	0:58.23 [14] (0:13.90)	0:44.33 [10] (0:10.70)	0:33.63 [12] (0:10.82)	0:22.81 [11] (0:10.84)	0:11.97 [13] (0:11.97)
Average Speed [km/h]	51.9	68.5	68.3	66.5	60.2
Top Speed [km/h]	67.4	69.5	69.3	67.4	63.6
Avg. Dist. to Rail [m]	7.6	6.5	5.8	8.3	7.7
Avg. Stride Freq. [Hz]	2.5	2.6	2.6	2.6	2.5
Avg. Stride Length [m]	7.1	7.4	7.1	7.1	6.8



- [ ] Ranking at each section and finish
- :-:- No data available at this section
- NA No data available



Horse/Jockey Name	EASY BEAST/Dylan Caboche
Finish Rank	15
Fastest Section Time (Section)	0:10.64 (L800)
Top Speed [km/h] (Section)	70.0 (Overall)
Race State	Finished



Thomas Farms RC Murray Bridge SA - Professional

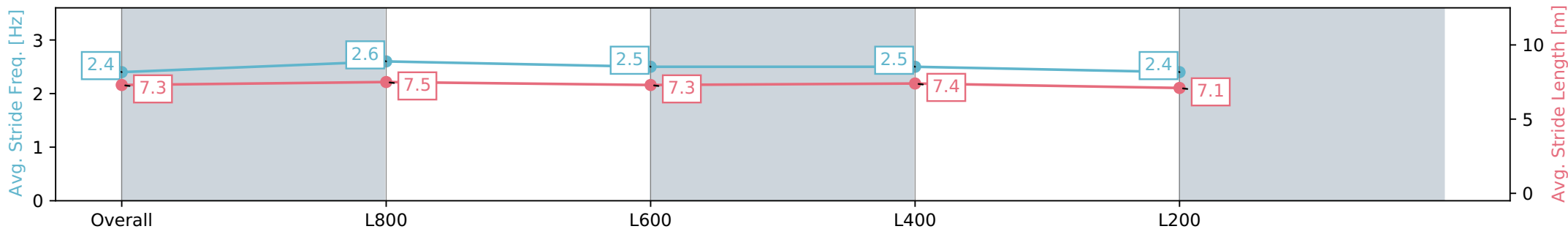
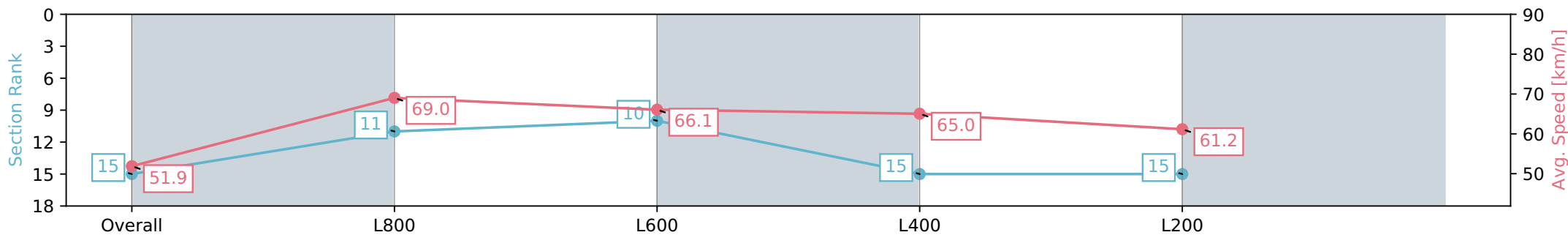
Race 5: Mosel Surveyors Handicap - 1000m

25 May 2024 - 1:19PM

Track Rating: Soft 5, Weather: Fine, Rail Position: True



Section	Overall	L800	L600	L400	L200
Section Times	0:58.58 [15] (0:13.92)	0:44.66 [11] (0:10.64)	0:34.02 [10] (0:11.18)	0:22.84 [15] (0:11.06)	0:11.78 [15] (0:11.78)
Average Speed [km/h]	51.9	69.0	66.1	65.0	61.2
Top Speed [km/h]	68.3	70.0	67.2	65.9	63.4
Avg. Dist. to Rail [m]	11.0	7.1	5.7	10.1	11.5
Avg. Stride Freq. [Hz]	2.4	2.6	2.5	2.5	2.4
Avg. Stride Length [m]	7.3	7.5	7.3	7.4	7.1



- [ ] Ranking at each section and finish
- :-:- No data available at this section
- NA No data available