



RACINGSA

Thomas Farms RC Murray Bridge SA Race 4: Drendels Concreting Handicap - 1200m

25 May 2024 - 12:44PM

Track Rating: Soft 5, Weather: Fine, Rail Position: True



Murray Bridge
Racing Club

Section Field Times							Overall	L1000	L800	L600	L400	L200		
							1:09.53 (0:13.43)	0:56.10 (0:10.73)	0:45.37 (0:10.84)	0:34.53 (0:11.28)	0:23.25 (0:11.40)	0:11.85 (0:11.85)		
Position	#	Horse/Jockey	Barrier	Top Speed [km/h]	Fastest Section	First 400m						Margin	Distance Travelled From Winner [m]	
1	4	LET'S GET DOWN Lachlan Neindorf	8	68.5 1000-800	0:10.78 1000-800	0:24.63	1:09.53 (0:13.85)	0:55.68 [8] (0:10.78)	0:44.90 [8] (0:10.88)	0:34.02 [8] (0:11.18)	0:22.84 [7] (0:11.31)	0:11.53 [8] (0:11.53)	1:09.53	
2	3	WALK LIKE AN ANGEL Jason Holder	3	68.6 1200-1000	0:10.62 1000-800	0:24.35	1:09.56 (0:13.73)	0:55.83 [6] (0:10.62)	0:45.21 [5] (0:10.87)	0:34.34 [4] (0:11.21)	0:23.13 [4] (0:11.40)	0:11.73 [4] (0:11.73)	0.2L	-1
3	1	SURPRISE COMING Margaret Collett	9	68.3 1000-800	0:10.73 1000-800	0:24.65	1:09.64 (0:13.92)	0:55.72 [9] (0:10.73)	0:44.99 [9] (0:10.91)	0:34.08 [9] (0:11.18)	0:22.90 [9] (0:11.09)	0:11.81 [3] (0:11.81)	0.7L	+3
4	11	LAPILLI Stacey Metcalfe	7	68.0 1000-800	0:10.81 1000-800	0:24.49	1:09.80 (0:13.68)	0:56.12 [5] (0:10.81)	0:45.31 [6] (0:10.92)	0:34.39 [6] (0:11.19)	0:23.20 [6] (0:11.31)	0:11.89 [5] (0:11.89)	1.7L	+0
5	2	SANTASTICO Jacob Opperman	6	67.9 1000-800	0:10.72 1000-800	0:24.16	1:09.80 (0:13.44)	0:56.36 [2] (0:10.72)	0:45.64 [1] (0:10.90)	0:34.74 [2] (0:11.26)	0:23.48 [2] (0:11.36)	0:12.12 [1] (0:12.12)	1.7L	-1
6	6	DERBY DOWNS Kayla Crowther	11	68.1 1200-1000	0:10.73 1000-800	0:24.90	1:09.83 (0:14.17)	0:55.66 [11] (0:10.73)	0:44.93 [10] (0:10.92)	0:34.01 [10] (0:11.21)	0:22.80 [10] (0:11.11)	0:11.69 [9] (0:11.69)	1.9L	+2
7	8	OUR DIVINYL Caitlin Jones	13	67.8 1200-1000	0:10.75 1000-800	0:24.91	1:09.91 (0:14.16)	0:55.75 [10] (0:10.75)	0:45.00 [11] (0:10.97)	0:34.03 [12] (0:11.17)	0:22.86 [12] (0:11.22)	0:11.64 [12] (0:11.64)	2.4L	+2
8	12	TIPSY VIXEN Felicity Atkinson	1	68.6 1000-800	0:10.73 1000-800	0:24.35	1:09.94 (0:13.62)	0:56.32 [4] (0:10.73)	0:45.59 [4] (0:10.92)	0:34.67 [5] (0:11.30)	0:23.37 [5] (0:11.41)	0:11.96 [7] (0:11.96)	2.6L	-2
9	5	THE STALKER Todd Pannell	4	68.5 1200-1000	0:10.73 1000-800	0:24.16	1:10.03 (0:13.43)	0:56.60 [1] (0:10.73)	0:45.87 [2] (0:10.84)	0:35.03 [1] (0:11.27)	0:23.76 [1] (0:11.52)	0:12.24 [2] (0:12.24)	3.1L	-2
10	7	DODD Rochelle Milnes	2	68.7 1000-800	0:10.74 1000-800	0:24.59	1:10.06 (0:13.85)	0:56.21 [7] (0:10.74)	0:45.47 [7] (0:10.88)	0:34.59 [7] (0:11.26)	0:23.33 [8] (0:11.41)	0:11.92 [10] (0:11.92)	3.3L	+0

Scratched: Nasho (#13)

Report Created: Sat 25 May 2024 13:34:45 GMT+10 (Note: Timing is based on positional data)

- [] Position in running at each section and finish # Saddle cloth number
- :-:- No data available at this section DNF Did not finish
- NA No data available DNT Did not track
- █ Background shading for fastest section



RACINGSA

Thomas Farms RC Murray Bridge SA Race 4: Drendels Concreting Handicap - 1200m

25 May 2024 - 12:44PM

Track Rating: Soft 5, Weather: Fine, Rail Position: True



Murray Bridge
Racing Club

Section Field Times							Overall	L1000	L800	L600	L400	L200		
							1:09.53 (0:13.43)	0:56.10 (0:10.73)	0:45.37 (0:10.84)	0:34.53 (0:11.28)	0:23.25 (0:11.40)	0:11.85 (0:11.85)		
Position	#	Horse/Jockey	Barrier	Top Speed [km/h]	Fastest Section	First 400m						Margin	Distance Travelled From Winner [m]	
11	10	NAVY GOLD	10	68.9	0:10.72	0:25.05	1:10.15	0:55.82 [12]	0:45.10 [12]	0:34.31 [11]	0:23.10 [11]	0:11.95 [11]	3.9L	-1
		Ben Price		1000-800	1000-800		(0:14.33)	(0:10.72)	(0:10.79)	(0:11.21)	(0:11.15)	(0:11.95)		
12	9	ANTICKS	5	68.1	0:10.73	0:24.27	1:10.17	0:56.63 [3]	0:45.90 [3]	0:34.98 [3]	0:23.82 [3]	0:12.24 [6]	4.0L	+2
		Neil Farley		1000-800	1000-800		(0:13.54)	(0:10.73)	(0:10.92)	(0:11.16)	(0:11.57)	(0:12.24)		

Scratched: Nasho (#13)

- [] Position in running at each section and finish # Saddle cloth number
- :-:- No data available at this section DNF Did not finish
- NA No data available DNT Did not track
- Background shading for fastest section

Horse/Jockey Name	LET'S GET DOWN/Lachlan Neindorf
Finish Rank	1
Fastest Section Time (Section)	0:10.78 (L1000)
Top Speed [km/h] (Section)	68.5 (L1000)
Race State	Finished



Thomas Farms RC Murray Bridge SA - Professional

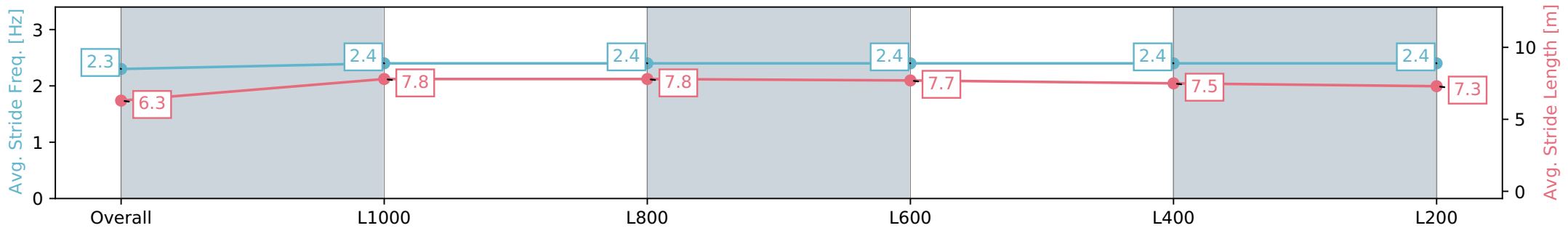
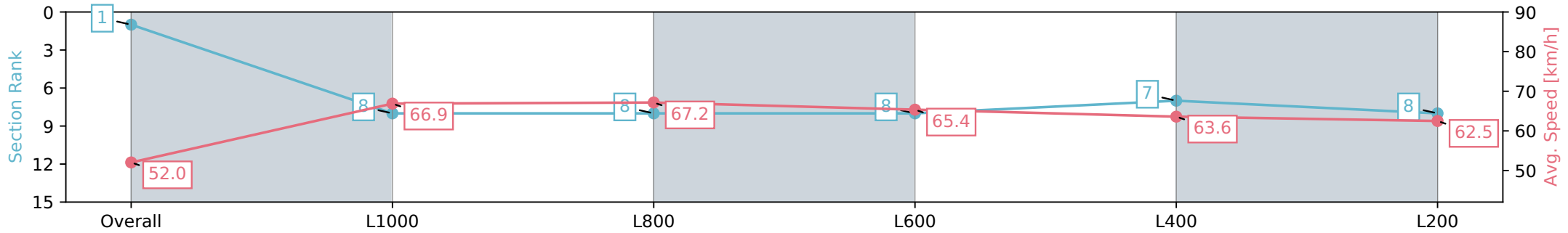
Race 4: Drendels Concreting Handicap - 1200m

25 May 2024 - 12:44PM

Track Rating: Soft 5, Weather: Fine, Rail Position: True



Section	Overall	L1000	L800	L600	L400	L200
Section Times	1:09.53 [1] (0:13.85)	0:55.68 [8] (0:10.78)	0:44.90 [8] (0:10.88)	0:34.02 [8] (0:11.18)	0:22.84 [7] (0:11.31)	0:11.53 [8] (0:11.53)
Average Speed [km/h]	52.0	66.9	67.2	65.4	63.6	62.5
Top Speed [km/h]	66.8	68.5	68.5	66.5	65.9	65.0
Avg. Dist. to Rail [m]	6.7	3.8	5.1	3.6	5.6	7.6
Avg. Stride Freq. [Hz]	2.3	2.4	2.4	2.4	2.4	2.4
Avg. Stride Length [m]	6.3	7.8	7.8	7.7	7.5	7.3



- [] Ranking at each section and finish
- :-:- No data available at this section
- NA No data available

Horse/Jockey Name	WALK LIKE AN ANGEL/Jason Holder
Finish Rank	2
Fastest Section Time (Section)	0:10.62 (L1000)
Top Speed [km/h] (Section)	68.6 (Overall)
Race State	Finished



Thomas Farms RC Murray Bridge SA - Professional

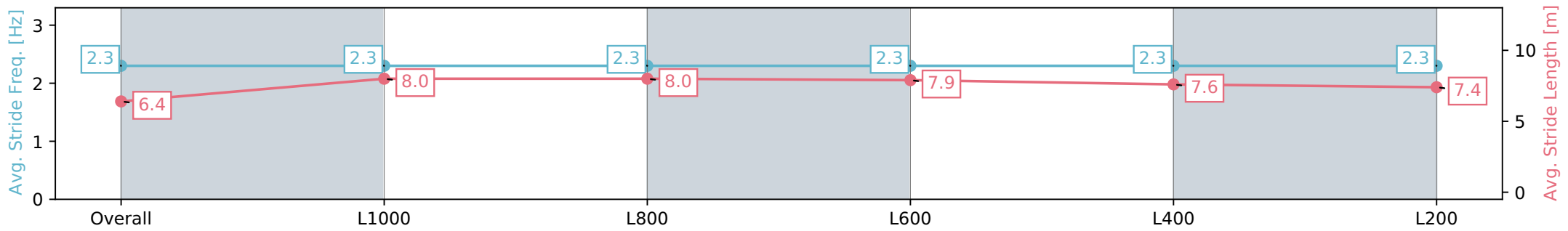
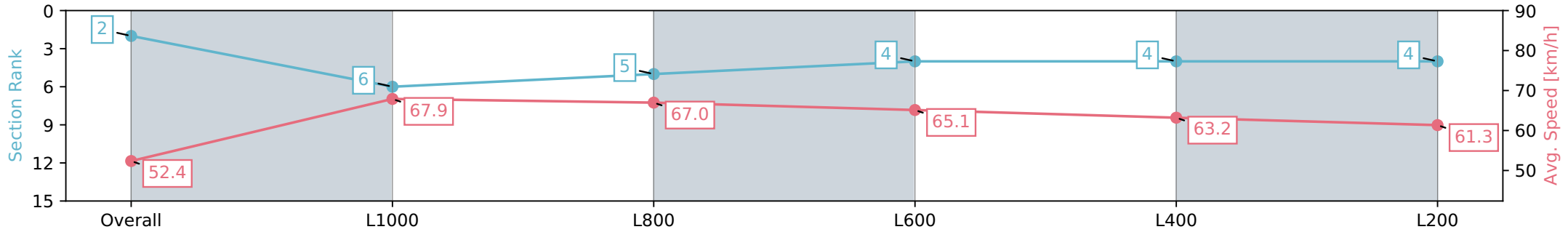
Race 4: Drendels Concreting Handicap - 1200m

25 May 2024 - 12:44PM

Track Rating: Soft 5, Weather: Fine, Rail Position: True



Section	Overall	L1000	L800	L600	L400	L200
Section Times	1:09.56 [2] (0:13.73)	0:55.83 [6] (0:10.62)	0:45.21 [5] (0:10.87)	0:34.34 [4] (0:11.21)	0:23.13 [4] (0:11.40)	0:11.73 [4] (0:11.73)
Average Speed [km/h]	52.4	67.9	67.0	65.1	63.2	61.3
Top Speed [km/h]	66.7	68.6	68.0	66.1	64.5	62.5
Avg. Dist. to Rail [m]	2.7	2.0	4.1	3.4	4.7	5.0
Avg. Stride Freq. [Hz]	2.3	2.3	2.3	2.3	2.3	2.3
Avg. Stride Length [m]	6.4	8.0	8.0	7.9	7.6	7.4



Report Created: Sat 25 May 2024 13:34:51 GMT+10 (Note: Timing is based on positional data)

- [] Ranking at each section and finish
- :-:- No data available at this section
- NA No data available



Horse/Jockey Name	SURPRISE COMING/Margaret Collett
Finish Rank	3
Fastest Section Time (Section)	0:10.73 (L1000)
Top Speed [km/h] (Section)	68.3 (L1000)
Race State	Finished



Thomas Farms RC Murray Bridge SA - Professional

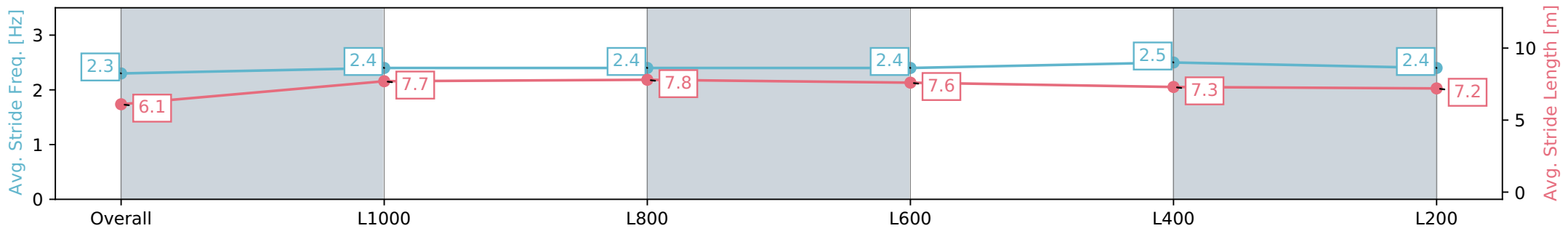
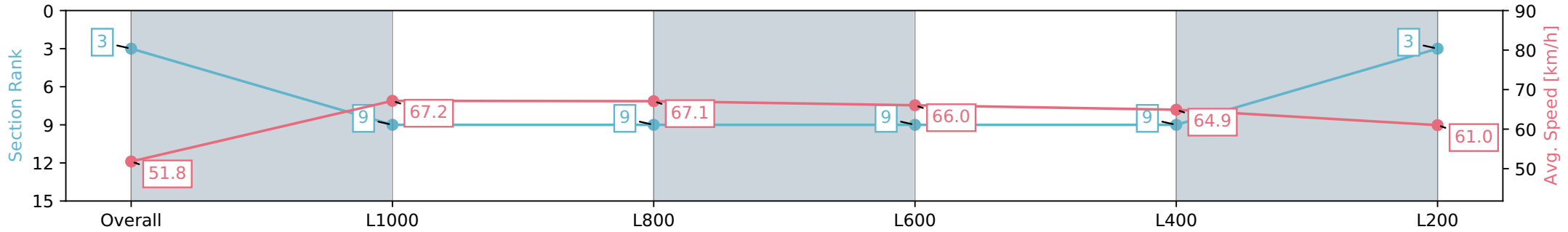
Race 4: Drendels Concreting Handicap - 1200m

25 May 2024 - 12:44PM

Track Rating: Soft 5, Weather: Fine, Rail Position: True



Section	Overall	L1000	L800	L600	L400	L200
Section Times	1:09.64 [3] (0:13.92)	0:55.72 [9] (0:10.73)	0:44.99 [9] (0:10.91)	0:34.08 [9] (0:11.18)	0:22.90 [9] (0:11.09)	0:11.81 [3] (0:11.81)
Average Speed [km/h]	51.8	67.2	67.1	66.0	64.9	61.0
Top Speed [km/h]	67.3	67.7	68.3	67.4	66.5	62.7
Avg. Dist. to Rail [m]	7.6	4.6	6.1	5.6	8.3	8.4
Avg. Stride Freq. [Hz]	2.3	2.4	2.4	2.4	2.5	2.4
Avg. Stride Length [m]	6.1	7.7	7.8	7.6	7.3	7.2



- [] Ranking at each section and finish
- :-:- No data available at this section
- NA No data available

Horse/Jockey Name	LAPILLI/Stacey Metcalfe
Finish Rank	4
Fastest Section Time (Section)	0:10.81 (L1000)
Top Speed [km/h] (Section)	68.0 (L1000)
Race State	Finished



Thomas Farms RC Murray Bridge SA - Professional

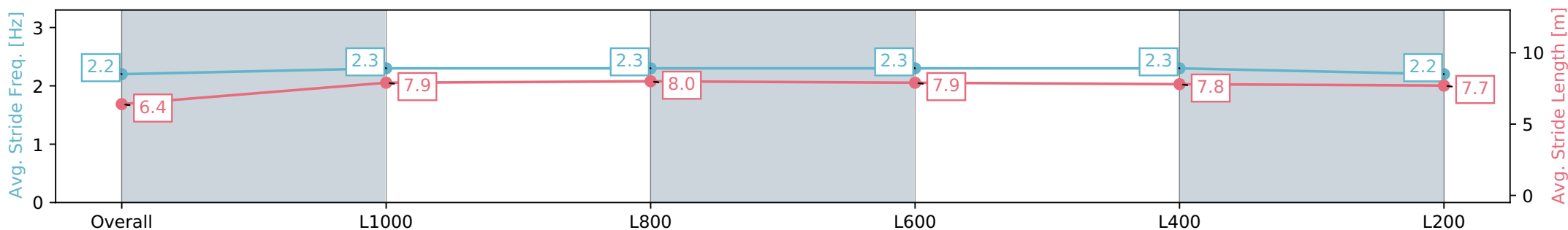
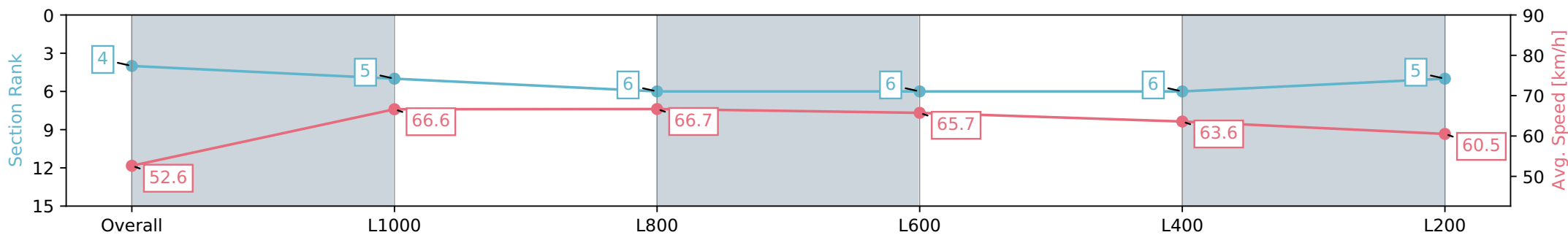
Race 4: Drendels Concreting Handicap - 1200m

25 May 2024 - 12:44PM

Track Rating: Soft 5, Weather: Fine, Rail Position: True



Section	Overall	L1000	L800	L600	L400	L200
Section Times	1:09.80 [4] (0:13.68)	0:56.12 [5] (0:10.81)	0:45.31 [6] (0:10.92)	0:34.39 [6] (0:11.19)	0:23.20 [6] (0:11.31)	0:11.89 [5] (0:11.89)
Average Speed [km/h]	52.6	66.6	66.7	65.7	63.6	60.5
Top Speed [km/h]	66.6	67.6	68.0	67.0	65.0	62.8
Avg. Dist. to Rail [m]	5.6	2.9	4.6	4.5	7.5	6.6
Avg. Stride Freq. [Hz]	2.2	2.3	2.3	2.3	2.3	2.2
Avg. Stride Length [m]	6.4	7.9	8.0	7.9	7.8	7.7



- [] Ranking at each section and finish
- :-:- No data available at this section
- NA No data available

Horse/Jockey Name	SANTASTICO/Jacob Opperman
Finish Rank	5
Fastest Section Time (Section)	0:10.72 (L1000)
Top Speed [km/h] (Section)	67.9 (L1000)
Race State	Finished



Thomas Farms RC Murray Bridge SA - Professional

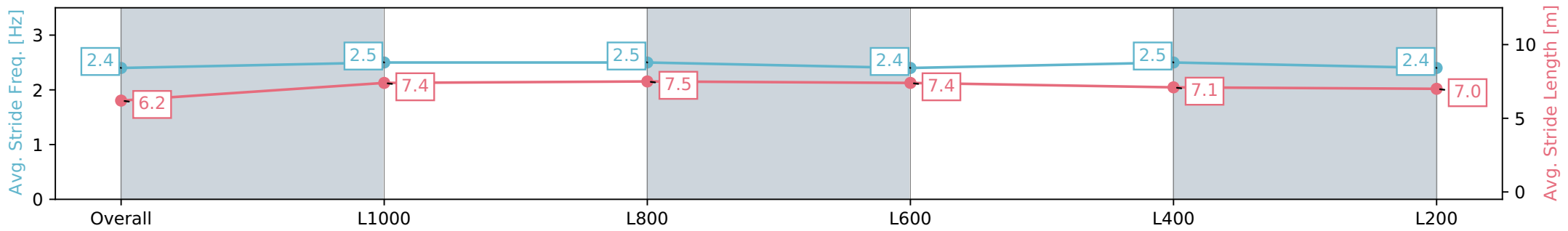
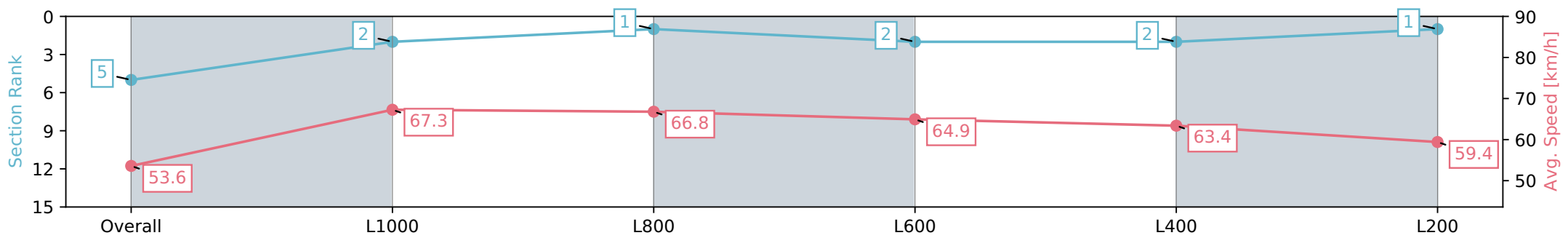
Race 4: Drendels Concreting Handicap - 1200m

25 May 2024 - 12:44PM

Track Rating: Soft 5, Weather: Fine, Rail Position: True



Section	Overall	L1000	L800	L600	L400	L200
Section Times	1:09.80 [5] (0:13.44)	0:56.36 [2] (0:10.72)	0:45.64 [1] (0:10.90)	0:34.74 [2] (0:11.26)	0:23.48 [2] (0:11.36)	0:12.12 [1] (0:12.12)
Average Speed [km/h]	53.6	67.3	66.8	64.9	63.4	59.4
Top Speed [km/h]	67.7	67.6	67.9	66.3	64.7	61.4
Avg. Dist. to Rail [m]	6.3	4.5	4.6	3.4	5.4	4.2
Avg. Stride Freq. [Hz]	2.4	2.5	2.5	2.4	2.5	2.4
Avg. Stride Length [m]	6.2	7.4	7.5	7.4	7.1	7.0



- [] Ranking at each section and finish
- :-:- No data available at this section
- NA No data available

Horse/Jockey Name	DERBY DOWNS/Kayla Crowther
Finish Rank	6
Fastest Section Time (Section)	0:10.73 (L1000)
Top Speed [km/h] (Section)	68.1 (Overall)
Race State	Finished



Thomas Farms RC Murray Bridge SA - Professional

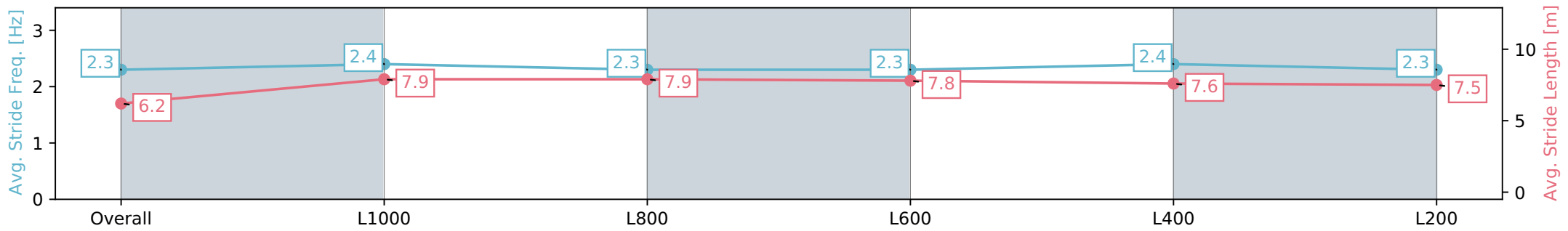
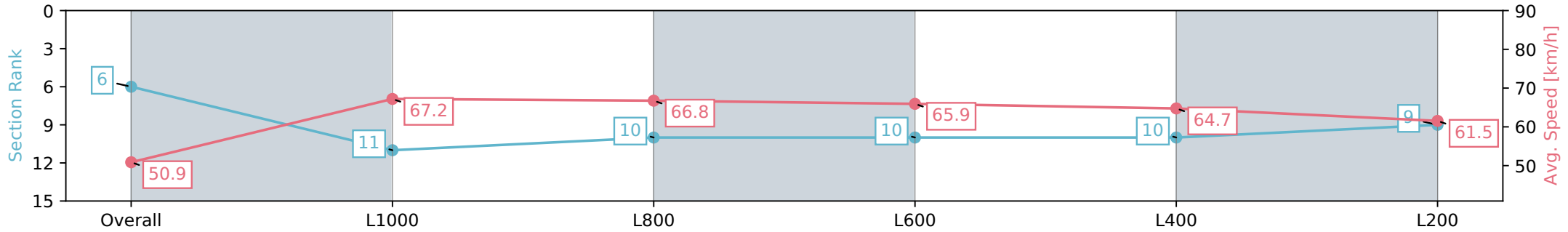
Race 4: Drendels Concreting Handicap - 1200m

25 May 2024 - 12:44PM

Track Rating: Soft 5, Weather: Fine, Rail Position: True



Section	Overall	L1000	L800	L600	L400	L200
Section Times	1:09.83 [6] (0:14.17)	0:55.66 [11] (0:10.73)	0:44.93 [10] (0:10.92)	0:34.01 [10] (0:11.21)	0:22.80 [10] (0:11.11)	0:11.69 [9] (0:11.69)
Average Speed [km/h]	50.9	67.2	66.8	65.9	64.7	61.5
Top Speed [km/h]	66.0	68.1	67.5	67.0	66.1	63.5
Avg. Dist. to Rail [m]	8.4	3.3	4.9	5.7	9.4	10.4
Avg. Stride Freq. [Hz]	2.3	2.4	2.3	2.3	2.4	2.3
Avg. Stride Length [m]	6.2	7.9	7.9	7.8	7.6	7.5



- [] Ranking at each section and finish
- :-:- No data available at this section
- NA No data available

Horse/Jockey Name	OUR DIVINYL/Caitlin Jones
Finish Rank	7
Fastest Section Time (Section)	0:10.75 (L1000)
Top Speed [km/h] (Section)	67.8 (Overall)
Race State	Finished



Thomas Farms RC Murray Bridge SA - Professional

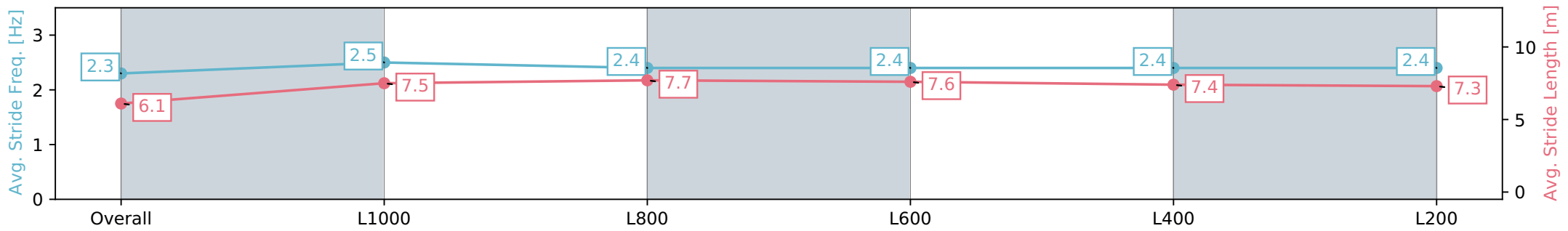
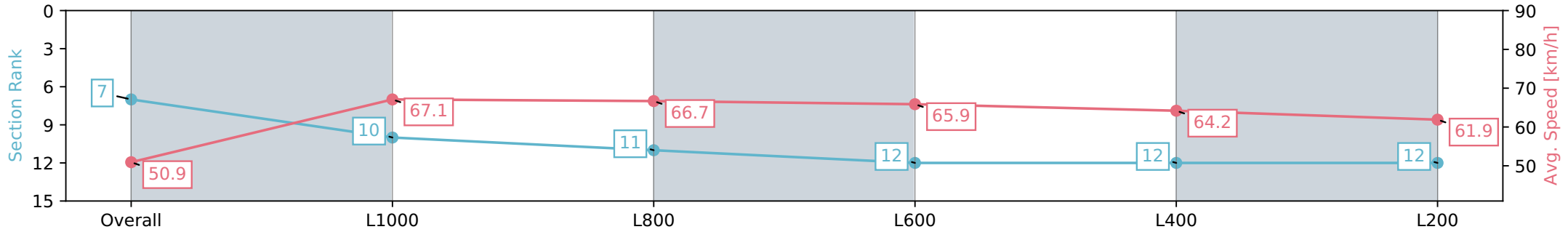
Race 4: Drendels Concreting Handicap - 1200m

25 May 2024 - 12:44PM

Track Rating: Soft 5, Weather: Fine, Rail Position: True



Section	Overall	L1000	L800	L600	L400	L200
Section Times	1:09.91 [7] (0:14.16)	0:55.75 [10] (0:10.75)	0:45.00 [11] (0:10.97)	0:34.03 [12] (0:11.17)	0:22.86 [12] (0:11.22)	0:11.64 [12] (0:11.64)
Average Speed [km/h]	50.9	67.1	66.7	65.9	64.2	61.9
Top Speed [km/h]	65.5	67.8	67.6	67.3	65.5	63.8
Avg. Dist. to Rail [m]	9.6	4.9	5.8	5.3	9.7	12.1
Avg. Stride Freq. [Hz]	2.3	2.5	2.4	2.4	2.4	2.4
Avg. Stride Length [m]	6.1	7.5	7.7	7.6	7.4	7.3



- [] Ranking at each section and finish
- :-:- No data available at this section
- NA No data available

Horse/Jockey Name	TIPSY VIXEN/Felicity Atkinson
Finish Rank	8
Fastest Section Time (Section)	0:10.73 (L1000)
Top Speed [km/h] (Section)	68.6 (L1000)
Race State	Finished



Thomas Farms RC Murray Bridge SA - Professional

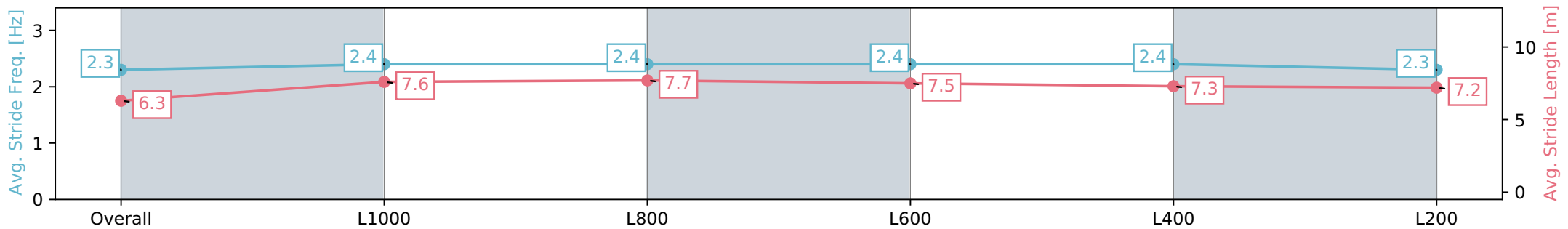
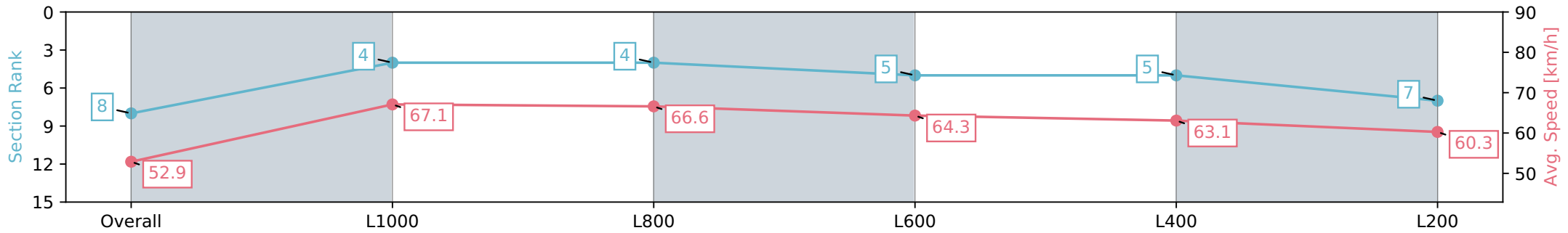
Race 4: Drendels Concreting Handicap - 1200m

25 May 2024 - 12:44PM

Track Rating: Soft 5, Weather: Fine, Rail Position: True



Section	Overall	L1000	L800	L600	L400	L200
Section Times	1:09.94 [8] (0:13.62)	0:56.32 [4] (0:10.73)	0:45.59 [4] (0:10.92)	0:34.67 [5] (0:11.30)	0:23.37 [5] (0:11.41)	0:11.96 [7] (0:11.96)
Average Speed [km/h]	52.9	67.1	66.6	64.3	63.1	60.3
Top Speed [km/h]	67.4	68.5	68.6	65.7	64.3	61.3
Avg. Dist. to Rail [m]	1.5	0.9	3.0	2.1	3.3	4.4
Avg. Stride Freq. [Hz]	2.3	2.4	2.4	2.4	2.4	2.3
Avg. Stride Length [m]	6.3	7.6	7.7	7.5	7.3	7.2



- [] Ranking at each section and finish
- :-:- No data available at this section
- NA No data available

Horse/Jockey Name	THE STALKER/Todd Pannell
Finish Rank	9
Fastest Section Time (Section)	0:10.73 (L1000)
Top Speed [km/h] (Section)	68.5 (Overall)
Race State	Finished



Thomas Farms RC Murray Bridge SA - Professional

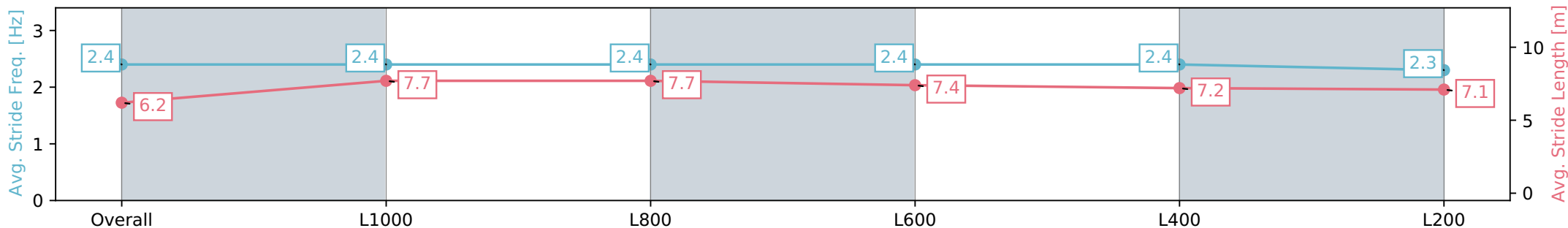
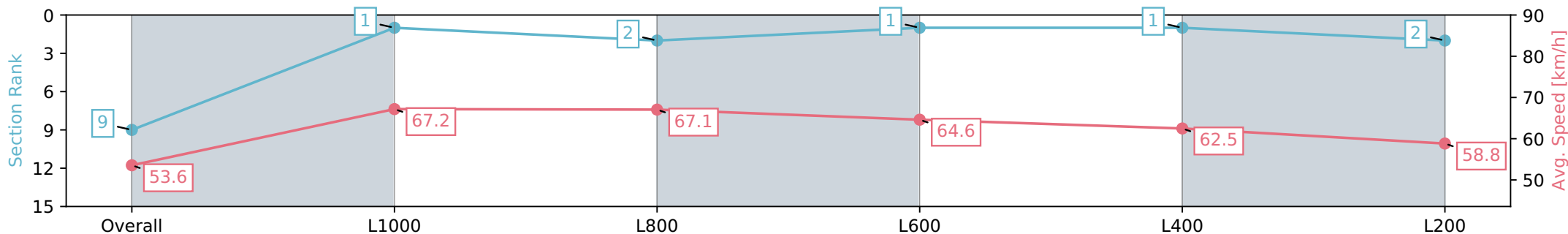
Race 4: Drendels Concreting Handicap - 1200m

25 May 2024 - 12:44PM

Track Rating: Soft 5, Weather: Fine, Rail Position: True



Section	Overall	L1000	L800	L600	L400	L200
Section Times	1:10.03 [9] (0:13.43)	0:56.60 [1] (0:10.73)	0:45.87 [2] (0:10.84)	0:35.03 [1] (0:11.27)	0:23.76 [1] (0:11.52)	0:12.24 [2] (0:12.24)
Average Speed [km/h]	53.6	67.2	67.1	64.6	62.5	58.8
Top Speed [km/h]	67.1	68.5	68.5	65.6	63.7	60.8
Avg. Dist. to Rail [m]	4.1	2.6	3.5	2.8	3.3	1.9
Avg. Stride Freq. [Hz]	2.4	2.4	2.4	2.4	2.4	2.3
Avg. Stride Length [m]	6.2	7.7	7.7	7.4	7.2	7.1



- [] Ranking at each section and finish
- :-:- No data available at this section
- NA No data available

Horse/Jockey Name	DODD/Rochelle Milnes
Finish Rank	10
Fastest Section Time (Section)	0:10.74 (L1000)
Top Speed [km/h] (Section)	68.7 (L1000)
Race State	Finished



Thomas Farms RC Murray Bridge SA - Professional

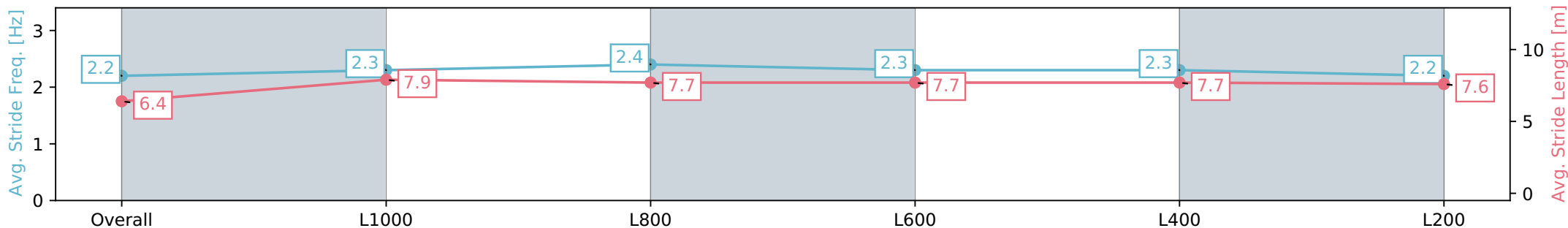
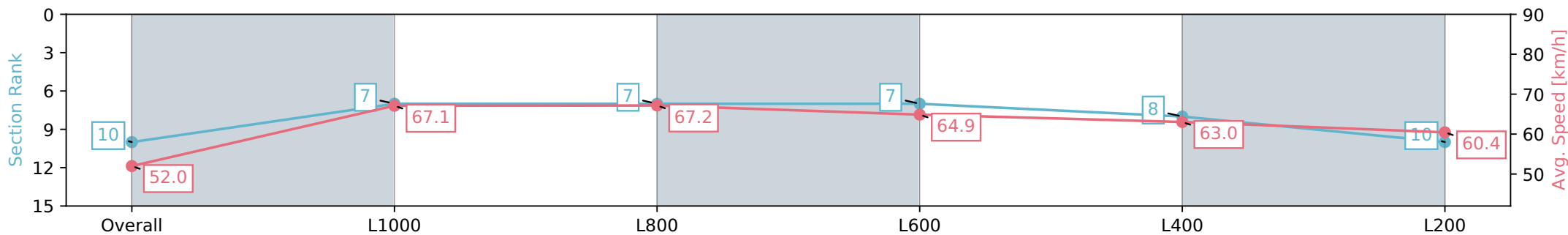
Race 4: Drendels Concreting Handicap - 1200m

25 May 2024 - 12:44PM

Track Rating: Soft 5, Weather: Fine, Rail Position: True



Section	Overall	L1000	L800	L600	L400	L200
Section Times	1:10.06 [10] (0:13.85)	0:56.21 [7] (0:10.74)	0:45.47 [7] (0:10.88)	0:34.59 [7] (0:11.26)	0:23.33 [8] (0:11.41)	0:11.92 [10] (0:11.92)
Average Speed [km/h]	52.0	67.1	67.2	64.9	63.0	60.4
Top Speed [km/h]	67.1	68.0	68.7	67.1	64.1	61.7
Avg. Dist. to Rail [m]	2.3	2.9	4.8	3.6	6.0	5.8
Avg. Stride Freq. [Hz]	2.2	2.3	2.4	2.3	2.3	2.2
Avg. Stride Length [m]	6.4	7.9	7.7	7.7	7.7	7.6



Report Created: Sat 25 May 2024 13:35:14 GMT+10 (Note: Timing is based on positional data)

- [] Ranking at each section and finish
- :-:- No data available at this section
- NA No data available

Horse/Jockey Name	NAVY GOLD/Ben Price
Finish Rank	11
Fastest Section Time (Section)	0:10.72 (L1000)
Top Speed [km/h] (Section)	68.9 (L1000)
Race State	Finished



Thomas Farms RC Murray Bridge SA - Professional

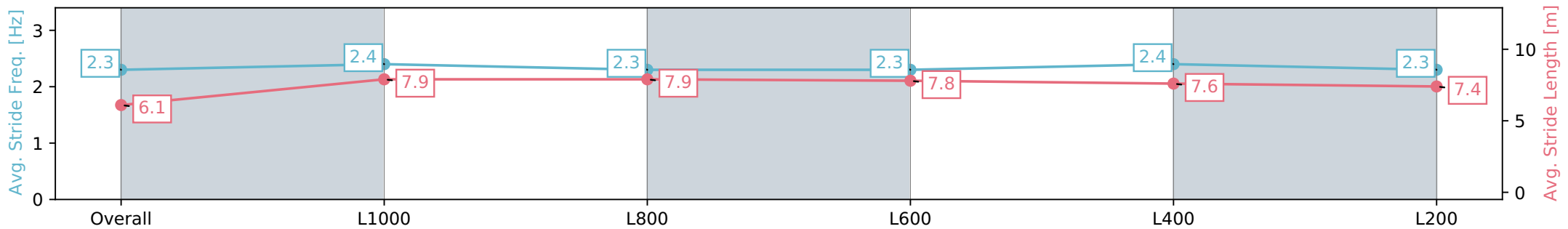
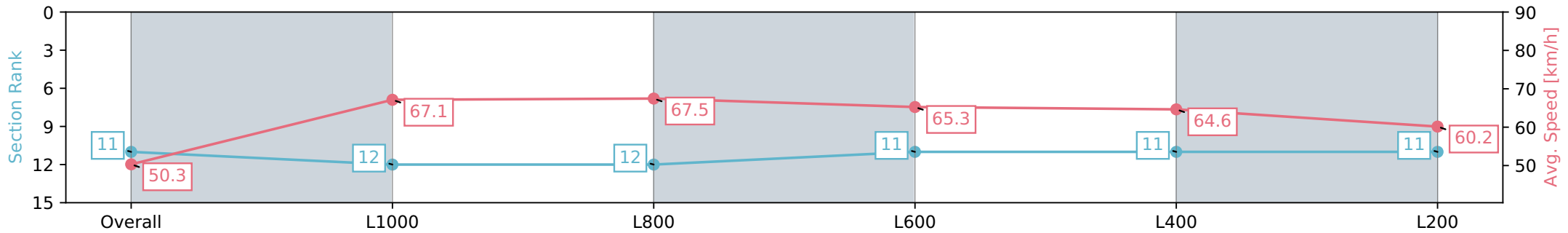
Race 4: Drendels Concreting Handicap - 1200m

25 May 2024 - 12:44PM

Track Rating: Soft 5, Weather: Fine, Rail Position: True



Section	Overall	L1000	L800	L600	L400	L200
Section Times	1:10.15 [11] (0:14.33)	0:55.82 [12] (0:10.72)	0:45.10 [12] (0:10.79)	0:34.31 [11] (0:11.21)	0:23.10 [11] (0:11.15)	0:11.95 [11] (0:11.95)
Average Speed [km/h]	50.3	67.1	67.5	65.3	64.6	60.2
Top Speed [km/h]	66.0	68.5	68.9	67.2	65.2	63.5
Avg. Dist. to Rail [m]	7.2	1.7	3.6	3.7	6.5	9.2
Avg. Stride Freq. [Hz]	2.3	2.4	2.3	2.3	2.4	2.3
Avg. Stride Length [m]	6.1	7.9	7.9	7.8	7.6	7.4



- [] Ranking at each section and finish
- :-:- No data available at this section
- NA No data available

Horse/Jockey Name	ANTICKS/Neil Farley
Finish Rank	12
Fastest Section Time (Section)	0:10.73 (L1000)
Top Speed [km/h] (Section)	68.1 (L1000)
Race State	Finished



Thomas Farms RC Murray Bridge SA - Professional

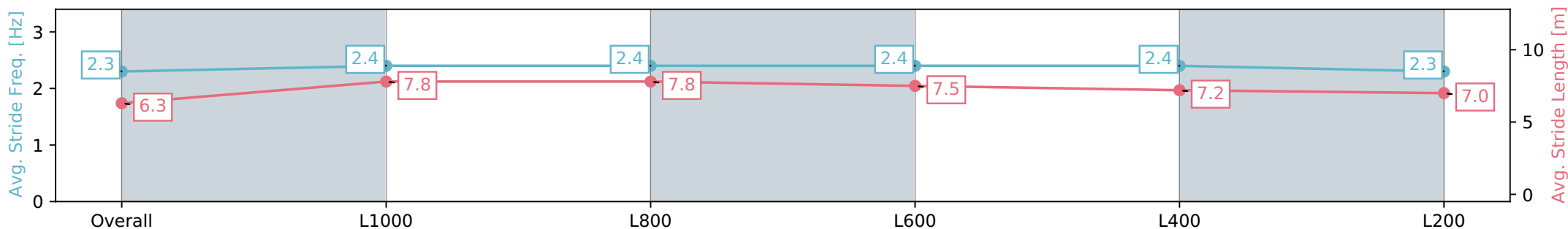
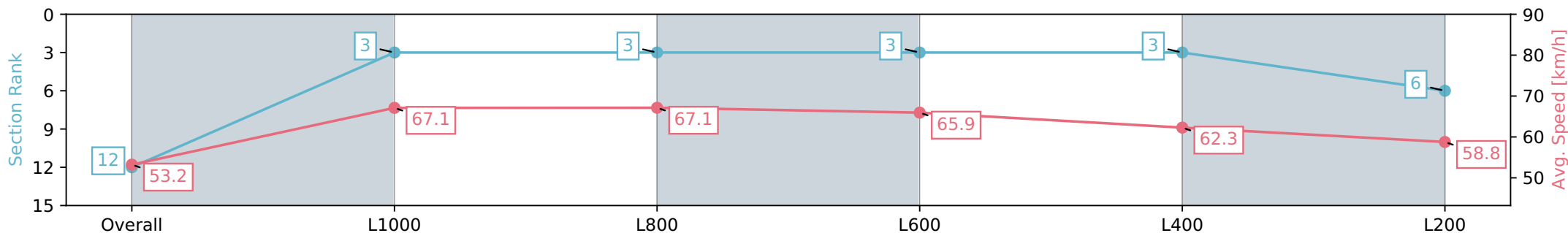
Race 4: Drendels Concreting Handicap - 1200m

25 May 2024 - 12:44PM

Track Rating: Soft 5, Weather: Fine, Rail Position: True



Section	Overall	L1000	L800	L600	L400	L200
Section Times	1:10.17 [12] (0:13.54)	0:56.63 [3] (0:10.73)	0:45.90 [3] (0:10.92)	0:34.98 [3] (0:11.16)	0:23.82 [3] (0:11.57)	0:12.24 [6] (0:12.24)
Average Speed [km/h]	53.2	67.1	67.1	65.9	62.3	58.8
Top Speed [km/h]	66.8	68.0	68.1	67.1	65.3	61.0
Avg. Dist. to Rail [m]	9.9	6.0	6.4	4.9	5.7	5.7
Avg. Stride Freq. [Hz]	2.3	2.4	2.4	2.4	2.4	2.3
Avg. Stride Length [m]	6.3	7.8	7.8	7.5	7.2	7.0



- [] Ranking at each section and finish
- :-:- No data available at this section
- NA No data available