



RACINGSA

Thomas Farms RC Murray Bridge SA

Race 3: Daish Irrigation And Fodder Handicap - 2500m

25 May 2024 - 12:08PM

Track Rating: Soft 5, Weather: Fine, Rail Position: True



Murray Bridge
Racing Club

Section Field Times							Overall	L2400	L2200	L2000	L1800	L1600		
							2:42.67 (0:12.47)	2:30.20 (0:11.70)	2:18.50 (0:12.25)	2:06.26 (0:13.20)	1:53.06 (0:13.41)	1:39.65 (0:13.45)		
Position	#	Horse/Jockey	Barrier	Top Speed [km/h]	Fastest Section	First 400m							Distance Travelled From Winner [m]	
1	1	HASTA LA FIORENTE Dom Tourneur	11	65.3 800-600	0:11.30 400-200	0:30.46	2:42.67 (0:12.56)	2:30.11 [3] (0:11.77)	2:18.34 [3] (0:12.55)	2:05.79 [4] (0:13.18)	1:52.61 [4] (0:13.47)	1:39.14 [4] (0:13.37)		
2	3	LAKE'S FOLLY Rochelle Milnes	2	63.4 800-600	0:11.56 600-400	0:30.52	2:42.97 (0:12.69)	2:30.28 [5] (0:11.81)	2:18.47 [4] (0:12.32)	2:06.15 [3] (0:13.11)	1:53.04 [3] (0:13.42)	1:39.62 [3] (0:13.42)	-7	
3	10	FIZIQUE Alana Livesey	5	65.6 600-400	0:11.36 400-200	0:31.01	2:43.12 (0:12.81)	2:30.31 [6] (0:11.97)	2:18.34 [6] (0:12.68)	2:05.66 [6] (0:13.25)	1:52.41 [7] (0:13.31)	1:39.10 [6] (0:13.05)	-1	
4	4	LOOK SHARPISH Margaret Collett	3	65.1 800-600	0:11.47 400-200	0:30.70	2:43.29 (0:12.59)	2:30.70 [4] (0:11.94)	2:18.76 [5] (0:12.60)	2:06.16 [5] (0:13.25)	1:52.91 [5] (0:13.45)	1:39.46 [5] (0:13.33)	+3	
5	2	GARACHICO Jason Holder	1	62.9 800-600	0:11.69 600-400	0:30.19	2:43.33 (0:12.46)	2:30.87 [1] (0:11.70)	2:19.17 [1] (0:12.25)	2:06.92 [1] (0:13.20)	1:53.72 [1] (0:13.40)	1:40.32 [1] (0:13.45)	-8	
6	8	BACK ME UP BENNY Teagan Voorham	7	65.2 800-600	0:11.48 600-400	0:31.24	2:43.48 (0:12.96)	2:30.52 [7] (0:12.08)	2:18.44 [8] (0:12.62)	2:05.82 [9] (0:13.27)	1:52.55 [9] (0:13.43)	1:39.12 [9] (0:13.17)	+1	
7	6	SPACE EQUITY Felicity Atkinson	12	65.1 800-600	0:11.43 400-200	0:30.96	2:43.54 (0:13.03)	2:30.51 [8] (0:11.80)	2:18.71 [7] (0:12.63)	2:06.08 [7] (0:13.22)	1:52.86 [6] (0:13.45)	1:39.41 [7] (0:13.28)	+7	
8	7	SANTELMO FUEGO Ben Price	6	64.9 800-600	0:11.36 600-400	0:31.45	2:43.55 (0:13.12)	2:30.43 [10] (0:12.13)	2:18.30 [10] (0:12.70)	2:05.60 [10] (0:13.40)	1:52.20 [11] (0:13.38)	1:38.82 [11] (0:13.27)	-6	
9	11	SESAR Neil Farley	10	64.4 600-400	0:11.53 400-200	0:31.26	2:43.69 (0:13.25)	2:30.44 [11] (0:12.04)	2:18.40 [11] (0:12.36)	2:06.04 [8] (0:13.14)	1:52.90 [8] (0:13.51)	1:39.39 [8] (0:13.25)	+8	
10	9	STAYING STRONG Dylan Caboche	9	64.4 800-600	0:11.56 600-400	0:31.46	2:44.86 (0:13.11)	2:31.75 [9] (0:12.13)	2:19.62 [9] (0:12.73)	2:06.89 [11] (0:13.21)	1:53.68 [10] (0:13.40)	1:40.28 [10] (0:13.16)	+0	

Scratched: Chosen Miss (#5)

Report Created: Sat 25 May 2024 12:55:39 GMT+10 (Note: Timing is based on positional data)

Page 1/17

- [] Position in running at each section and finish # Saddle cloth number
- :-:- No data available at this section DNF Did not finish
- NA No data available DNT Did not track
- █ Background shading for fastest section



RACINGSA

Thomas Farms RC Murray Bridge SA Race 3: Daish Irrigation And Fodder Handicap - 2500m

25 May 2024 - 12:08PM

Track Rating: Soft 5, Weather: Fine, Rail Position: True



Murray Bridge
Racing Club

Section							Overall	L2400	L2200	L2000	L1800	L1600		
Field Times							2:42.67 (0:12.47)	2:30.20 (0:11.70)	2:18.50 (0:12.25)	2:06.26 (0:13.20)	1:53.06 (0:13.41)	1:39.65 (0:13.45)		
Position	#	Horse/Jockey	Barrier	Top Speed [km/h]	Fastest Section	First 400m								Distance Travelled From Winner [m]
11	12	MR COYNE	4	62.2	0:11.78	0:30.35	2:45.47	2:32.98 [2]	2:21.20 [2]	2:08.89 [2]	1:55.74 [2]	1:42.36 [2]		-4
		Jessica Eaton		800-600	2400-2200		(0:12.49)	(0:11.78)	(0:12.31)	(0:13.15)	(0:13.38)	(0:13.47)		

Scratched: Chosen Miss (#5)

- [] Position in running at each section and finish # Saddle cloth number
- :-:- No data available at this section DNF Did not finish
- NA No data available DNT Did not track
- █ Background shading for fastest section



RACINGSA

Thomas Farms RC Murray Bridge SA

Race 3: Daish Irrigation And Fodder Handicap - 2500m

25 May 2024 - 12:08PM

Track Rating: Soft 5, Weather: Fine, Rail Position: True



Murray Bridge
Racing Club

Section Field Times							L1400	L1200	L1000	L800	L600	L400		
							1:26.20 (0:13.51)	1:12.70 (0:13.02)	0:59.68 (0:12.75)	0:46.93 (0:12.10)	0:34.82 (0:11.68)	0:23.15 (0:11.30)		
Position	#	Horse/Jockey	Barrier	Top Speed [km/h]	Fastest Section	First 400m							Margin	
1	1	HASTA LA FIORENTE Dom Tourneur	11	65.3 800-600	0:11.30 400-200	0:30.46	1:25.77 [4] (0:13.49)	1:12.28 [4] (0:12.98)	0:59.30 [4] (0:12.71)	0:46.59 [4] (0:11.97)	0:34.62 [3] (0:11.47)	0:23.15 [1] (0:11.30)	2:42.67	
2	3	LAKE'S FOLLY Rochelle Milnes	2	63.4 800-600	0:11.56 600-400	0:30.52	1:26.20 [3] (0:13.51)	1:12.69 [3] (0:12.99)	0:59.70 [3] (0:12.74)	0:46.96 [3] (0:12.10)	0:34.86 [4] (0:11.56)	0:23.29 [3] (0:11.66)	1.9L	-7
3	10	FIZIQUE Alana Livesey	5	65.6 600-400	0:11.36 400-200	0:31.01	1:26.05 [5] (0:13.44)	1:12.61 [5] (0:13.02)	0:59.59 [5] (0:12.73)	0:46.86 [5] (0:11.98)	0:34.88 [6] (0:11.51)	0:23.37 [5] (0:11.36)	2.8L	-1
4	4	LOOK SHARPISH Margaret Collett	3	65.1 800-600	0:11.47 400-200	0:30.70	1:26.13 [6] (0:13.47)	1:12.66 [6] (0:13.00)	0:59.66 [6] (0:12.67)	0:46.99 [6] (0:11.87)	0:35.12 [5] (0:11.56)	0:23.56 [4] (0:11.47)	3.9L	+3
5	2	GARACHICO Jason Holder	1	62.9 800-600	0:11.69 600-400	0:30.19	1:26.87 [1] (0:13.51)	1:13.36 [1] (0:13.02)	1:00.34 [1] (0:12.75)	0:47.59 [1] (0:12.10)	0:35.49 [1] (0:11.69)	0:23.80 [2] (0:11.73)	4.1L	-8
6	8	BACK ME UP BENNY Teagan Voorham	7	65.2 800-600	0:11.48 600-400	0:31.24	1:25.95 [8] (0:13.37)	1:12.58 [8] (0:12.92)	0:59.66 [8] (0:12.63)	0:47.03 [8] (0:11.90)	0:35.13 [7] (0:11.48)	0:23.65 [7] (0:11.61)	5.1L	+1
7	6	SPACE EQUITY Felicity Atkinson	12	65.1 800-600	0:11.43 400-200	0:30.96	1:26.13 [7] (0:13.49)	1:12.64 [9] (0:13.02)	0:59.62 [9] (0:12.69)	0:46.93 [9] (0:11.98)	0:34.95 [9] (0:11.56)	0:23.38 [9] (0:11.43)	5.4L	+7
8	7	SANTELMO FUEGO Ben Price	6	64.9 800-600	0:11.36 600-400	0:31.45	1:25.55 [11] (0:13.38)	1:12.17 [11] (0:12.93)	0:59.24 [11] (0:12.57)	0:46.66 [11] (0:11.81)	0:34.85 [11] (0:11.36)	0:23.49 [8] (0:11.57)	5.5L	-6
9	11	SESTAR Neil Farley	10	64.4 600-400	0:11.53 400-200	0:31.26	1:26.14 [9] (0:13.24)	1:12.90 [7] (0:12.95)	0:59.95 [7] (0:12.60)	0:47.35 [7] (0:12.10)	0:35.25 [8] (0:11.78)	0:23.47 [10] (0:11.53)	6.4L	+8
10	9	STAYING STRONG Dylan Caboche	9	64.4 800-600	0:11.56 600-400	0:31.46	1:27.12 [10] (0:13.37)	1:13.75 [10] (0:12.98)	1:00.77 [10] (0:12.66)	0:48.11 [10] (0:11.94)	0:36.17 [10] (0:11.56)	0:24.61 [11] (0:12.00)	13.7L	+0

Scratched: Chosen Miss (#5)

Report Created: Sat 25 May 2024 12:55:40 GMT+10 (Note: Timing is based on positional data)

- [] Position in running at each section and finish
- # Saddle cloth number
- :-:- No data available at this section
- DNF Did not finish
- NA No data available
- DNT Did not track
- █ Background shading for fastest section



RACINGSA

Thomas Farms RC Murray Bridge SA

Race 3: Daish Irrigation And Fodder Handicap - 2500m

25 May 2024 - 12:08PM

Track Rating: Soft 5, Weather: Fine, Rail Position: True



Murray Bridge
Racing Club

Section

Field Times

L1400	L1200	L1000	L800	L600	L400
1:26.20	1:12.70	0:59.68	0:46.93	0:34.82	0:23.15
(0:13.51)	(0:13.02)	(0:12.75)	(0:12.10)	(0:11.68)	(0:11.30)

Position	#	Horse/Jockey	Barrier	Top Speed [km/h]	Fastest Section	First 400m	L1400	L1200	L1000	L800	L600	L400	Margin	
11	12	MR COYNE	4	62.2	0:11.78	0:30.35	1:28.89 [2]	1:15.41 [2]	1:02.40 [2]	0:49.66 [2]	0:37.50 [2]	0:25.64 [6]	17.5L	-4
		Jessica Eaton		800-600	2400-2200		(0:13.48)	(0:13.01)	(0:12.74)	(0:12.16)	(0:11.86)	(0:12.31)		

Scratched: Chosen Miss (#5)

- [] Position in running at each section and finish
- # Saddle cloth number
- :-:- No data available at this section
- DNF Did not finish
- NA No data available
- DNT Did not track
- █ Background shading for fastest section



RACINGSA

Thomas Farms RC Murray Bridge SA

Race 3: Daish Irrigation And Fodder Handicap - 2500m

25 May 2024 - 12:08PM

Track Rating: Soft 5, Weather: Fine, Rail Position: True



Murray Bridge
Racing Club

Section

Field Times

L200

0:11.85

(0:11.85)

Position	#	Horse/Jockey	Barrier	Top Speed [km/h]	Fastest Section	First 400m									Margin
1	1	HASTA LA FIORENTE Dom Tourneur	11	65.3 800-600	0:11.30 400-200	0:30.46	0:11.85 [1]	2:42.67							
							(0:11.85)								
2	3	LAKE'S FOLLY Rochelle Milnes	2	63.4 800-600	0:11.56 600-400	0:30.52	0:11.63 [5]	1.9L							-7
							(0:11.63)								
3	10	FIZIQUE Alana Livesey	5	65.6 600-400	0:11.36 400-200	0:31.01	0:12.01 [2]	2.8L							-1
							(0:12.01)								
4	4	LOOK SHARPISH Margaret Collett	3	65.1 800-600	0:11.47 400-200	0:30.70	0:12.09 [3]	3.9L							+3
							(0:12.09)								
5	2	GARACHICO Jason Holder	1	62.9 800-600	0:11.69 600-400	0:30.19	0:12.07 [4]	4.1L							-8
							(0:12.07)								
6	8	BACK ME UP BENNY Teagan Voorham	7	65.2 800-600	0:11.48 600-400	0:31.24	0:12.04 [6]	5.1L							+1
							(0:12.04)								
7	6	SPACE EQUITY Felicity Atkinson	12	65.1 800-600	0:11.43 400-200	0:30.96	0:11.95 [7]	5.4L							+7
							(0:11.95)								
8	7	SANTELMO FUEGO Ben Price	6	64.9 800-600	0:11.36 600-400	0:31.45	0:11.91 [8]	5.5L							-6
							(0:11.91)								
9	11	SESAR Neil Farley	10	64.4 600-400	0:11.53 400-200	0:31.26	0:11.94 [9]	6.4L							+8
							(0:11.94)								
10	9	STAYING STRONG Dylan Caboche	9	64.4 800-600	0:11.56 600-400	0:31.46	0:12.61 [11]	13.7L							+0
							(0:12.61)								

Scratched: Chosen Miss (#5)

Report Created: Sat 25 May 2024 12:55:40 GMT+10 (Note: Timing is based on positional data)

- [] Position in running at each section and finish
- # Saddle cloth number
- :-:- No data available at this section
- DNF Did not finish
- NA No data available
- DNT Did not track
- █ Background shading for fastest section



RACINGSA

Thomas Farms RC Murray Bridge SA

Race 3: Daish Irrigation And Fodder Handicap - 2500m

25 May 2024 - 12:08PM

Track Rating: Soft 5, Weather: Fine, Rail Position: True



Murray Bridge
Racing Club

Section L200
Field Times 0:11.85
(0:11.85)

Position	#	Horse/Jockey	Barrier	Top Speed [km/h]	Fastest Section	First 400m									Margin
11	12	MR COYNE	4	62.2	0:11.78	0:30.35	0:13.33 [10]	17.5L							-4
		Jessica Eaton		800-600	2400-2200		(0:13.33)								

Scratched: Chosen Miss (#5)

- [] Position in running at each section and finish # Saddle cloth number
- :-:- No data available at this section DNF Did not finish
- NA No data available DNT Did not track
- Background shading for fastest section

Horse/Jockey Name	HASTA LA FIORENTE/Dom Tourneur
Finish Rank	1
Fastest Section Time (Section)	0:11.30 (L400)
Top Speed [km/h] (Section)	65.3 (L800)
Race State	Finished



Thomas Farms RC Murray Bridge SA - Professional

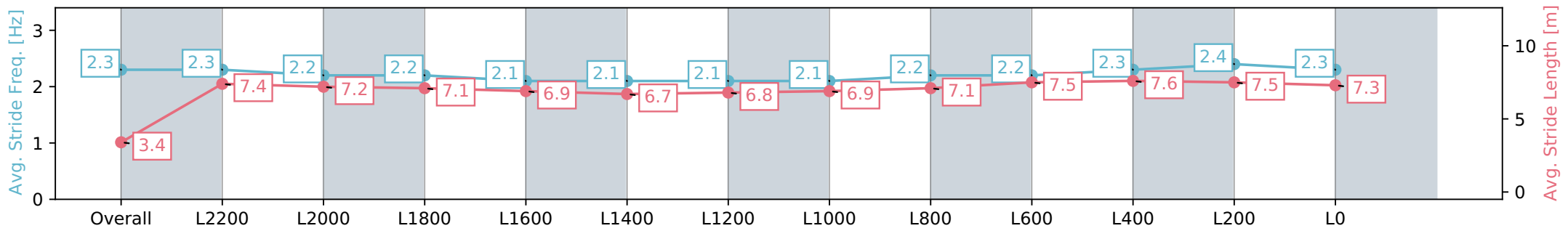
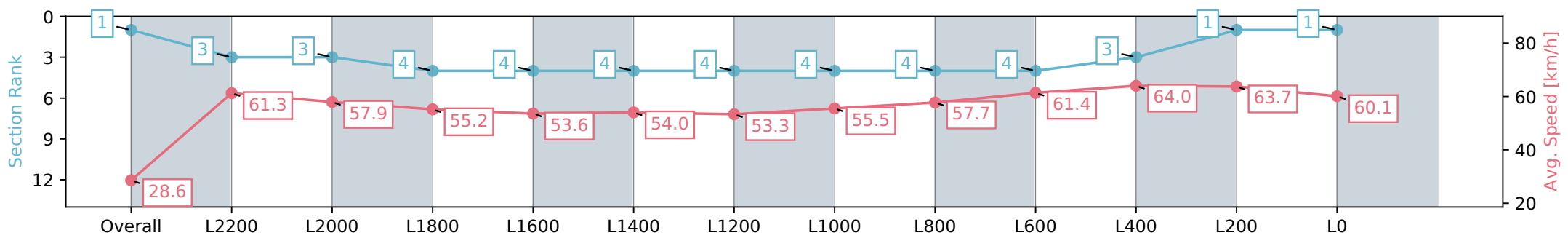
Race 3: Daish Irrigation And Fodder Handicap - 2500m

25 May 2024 - 12:08PM

Track Rating: Soft 5, Weather: Fine, Rail Position: True



Section	Overall	L2200	L2000	L1800	L1600	L1400	L1200	L1000	L800	L600	L400	L200	L0
Section Times	2:42.67 [1] (0:12.56)	2:30.11 [3] (0:11.77)	2:18.34 [3] (0:12.55)	2:05.79 [4] (0:13.18)	1:52.61 [4] (0:13.47)	1:39.14 [4] (0:13.37)	1:25.77 [4] (0:13.49)	1:12.28 [4] (0:12.98)	0:59.30 [4] (0:12.71)	0:46.59 [4] (0:11.97)	0:34.62 [3] (0:11.47)	0:23.15 [1] (0:11.30)	0:11.85 [1] (0:11.85)
Average Speed [km/h]	28.6	61.3	57.9	55.2	53.6	54.0	53.3	55.5	57.7	61.4	64.0	63.7	60.1
Top Speed [km/h]	60.4	62.0	59.8	57.3	54.5	54.6	54.3	56.5	59.6	63.9	65.3	65.0	62.5
Avg. Dist. to Rail [m]	14.1	6.3	4.3	2.4	0.5	1.7	1.9	1.9	3.2	4.3	4.8	6.0	5.9
Avg. Stride Freq. [Hz]	2.3	2.3	2.2	2.2	2.1	2.1	2.1	2.1	2.2	2.2	2.3	2.4	2.3
Avg. Stride Length [m]	3.4	7.4	7.2	7.1	6.9	6.7	6.8	6.9	7.1	7.5	7.6	7.5	7.3



- [] Ranking at each section and finish
- :-:- No data available at this section
- NA No data available

Horse/Jockey Name	LAKE'S FOLLY/Rochelle Milnes
Finish Rank	2
Fastest Section Time (Section)	0:11.56 (L600)
Top Speed [km/h] (Section)	63.4 (L800)
Race State	Finished



Thomas Farms RC Murray Bridge SA - Professional

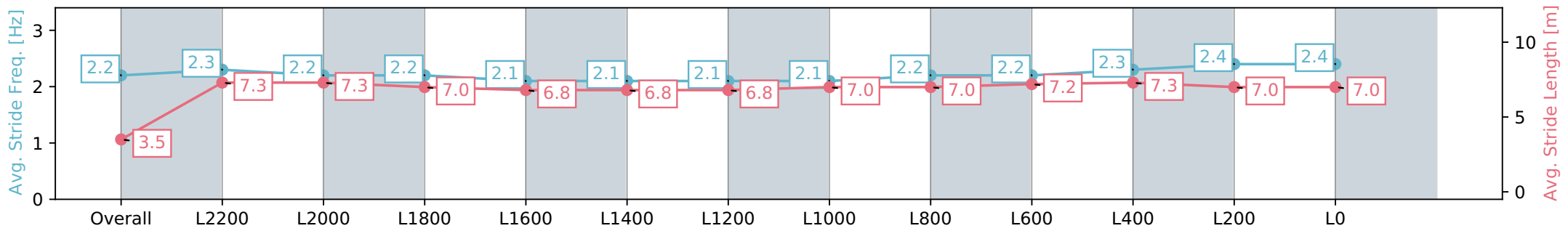
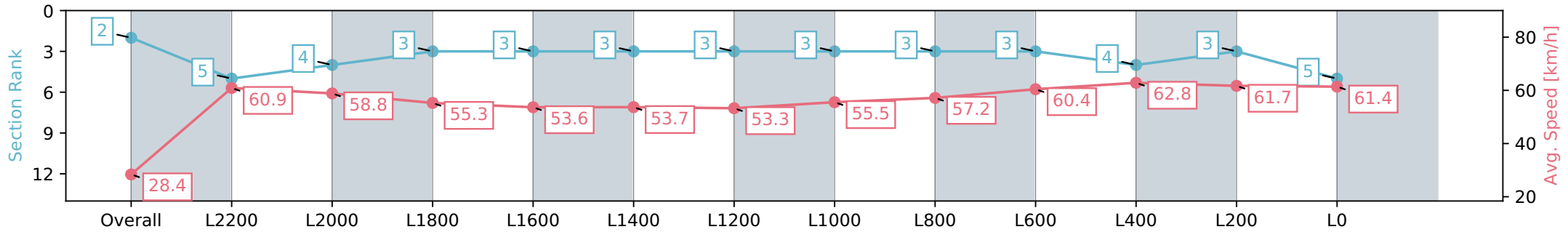
Race 3: Daish Irrigation And Fodder Handicap - 2500m

25 May 2024 - 12:08PM

Track Rating: Soft 5, Weather: Fine, Rail Position: True



Section	Overall	L2200	L2000	L1800	L1600	L1400	L1200	L1000	L800	L600	L400	L200	L0
Section Times	2:42.97 [2] (0:12.69)	2:30.28 [5] (0:11.81)	2:18.47 [4] (0:12.32)	2:06.15 [3] (0:13.11)	1:53.04 [3] (0:13.42)	1:39.62 [3] (0:13.42)	1:26.20 [3] (0:13.51)	1:12.69 [3] (0:12.99)	0:59.70 [3] (0:12.74)	0:46.96 [3] (0:12.10)	0:34.86 [4] (0:11.56)	0:23.29 [3] (0:11.66)	0:11.63 [5] (0:11.63)
Average Speed [km/h]	28.4	60.9	58.8	55.3	53.6	53.7	53.3	55.5	57.2	60.4	62.8	61.7	61.4
Top Speed [km/h]	60.4	61.6	60.4	57.4	54.6	54.4	54.1	56.4	59.2	62.3	63.4	62.4	61.4
Avg. Dist. to Rail [m]	9.3	3.5	2.4	1.6	0.4	0.6	0.7	0.9	2.2	2.9	2.6	4.0	4.5
Avg. Stride Freq. [Hz]	2.2	2.3	2.2	2.2	2.1	2.1	2.1	2.1	2.2	2.2	2.3	2.4	2.4
Avg. Stride Length [m]	3.5	7.3	7.3	7.0	6.8	6.8	6.8	7.0	7.0	7.2	7.3	7.0	7.0



- [] Ranking at each section and finish
- :-:- No data available at this section
- NA No data available

Horse/Jockey Name	FIZIQUE/Alana Livesey
Finish Rank	3
Fastest Section Time (Section)	0:11.36 (L400)
Top Speed [km/h] (Section)	65.6 (L600)
Race State	Finished



Thomas Farms RC Murray Bridge SA - Professional

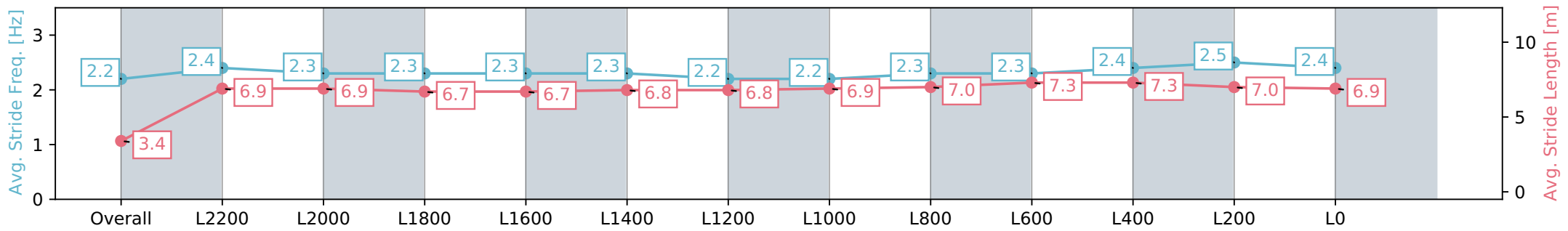
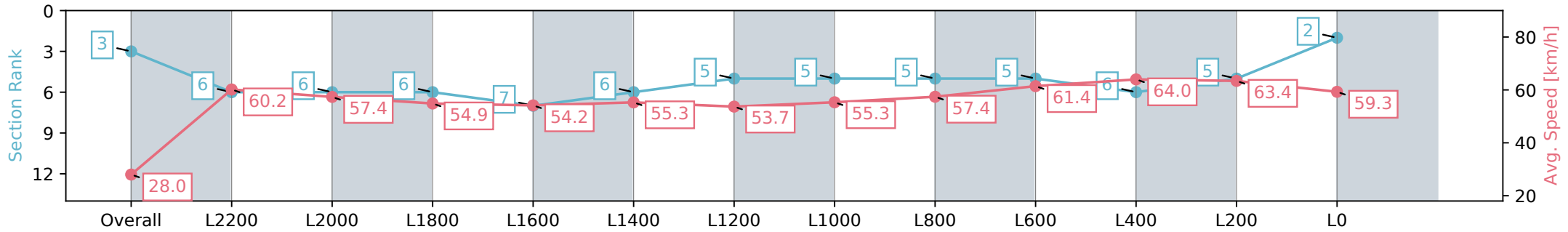
Race 3: Daish Irrigation And Fodder Handicap - 2500m

25 May 2024 - 12:08PM

Track Rating: Soft 5, Weather: Fine, Rail Position: True



Section	Overall	L2200	L2000	L1800	L1600	L1400	L1200	L1000	L800	L600	L400	L200	L0
Section Times	2:43.12 [3] (0:12.81)	2:30.31 [6] (0:11.97)	2:18.34 [6] (0:12.68)	2:05.66 [6] (0:13.25)	1:52.41 [7] (0:13.31)	1:39.10 [6] (0:13.05)	1:26.05 [5] (0:13.44)	1:12.61 [5] (0:13.02)	0:59.59 [5] (0:12.73)	0:46.86 [5] (0:11.98)	0:34.88 [6] (0:11.51)	0:23.37 [5] (0:11.36)	0:12.01 [2] (0:12.01)
Average Speed [km/h]	28.0	60.2	57.4	54.9	54.2	55.3	53.7	55.3	57.4	61.4	64.0	63.4	59.3
Top Speed [km/h]	59.3	61.5	60.1	56.8	55.3	56.5	54.5	56.3	58.6	64.8	65.2	65.6	61.0
Avg. Dist. to Rail [m]	12.0	5.6	4.3	2.0	0.4	1.3	1.3	1.5	3.0	4.3	5.4	8.6	8.3
Avg. Stride Freq. [Hz]	2.2	2.4	2.3	2.3	2.3	2.3	2.2	2.2	2.3	2.3	2.4	2.5	2.4
Avg. Stride Length [m]	3.4	6.9	6.9	6.7	6.7	6.8	6.8	6.9	7.0	7.3	7.3	7.0	6.9



- [] Ranking at each section and finish
- :-:- No data available at this section
- NA No data available

Horse/Jockey Name	LOOK SHARPISH/Margaret Collett
Finish Rank	4
Fastest Section Time (Section)	0:11.47 (L400)
Top Speed [km/h] (Section)	65.1 (L800)
Race State	Finished



Thomas Farms RC Murray Bridge SA - Professional

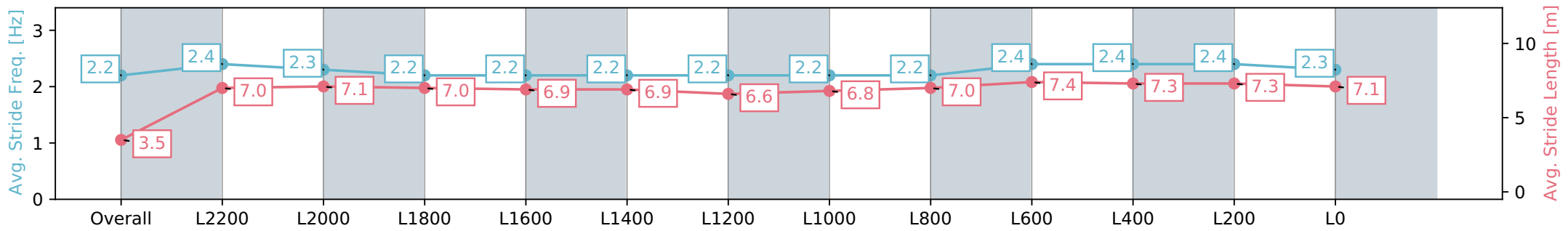
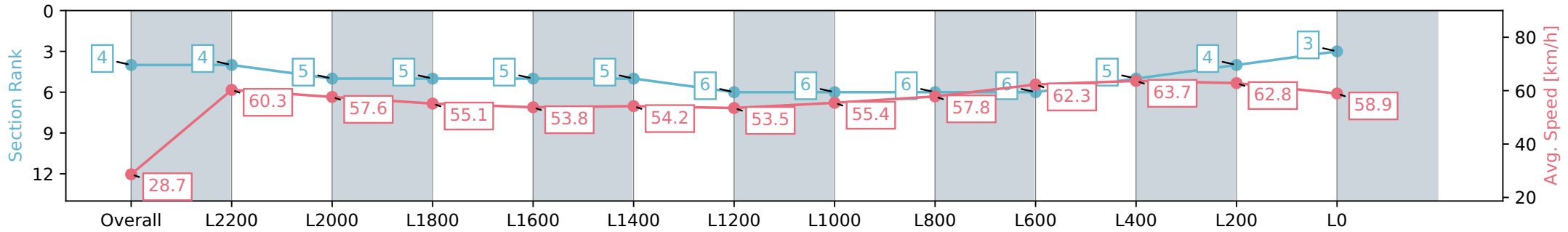
Race 3: Daish Irrigation And Fodder Handicap - 2500m

25 May 2024 - 12:08PM

Track Rating: Soft 5, Weather: Fine, Rail Position: True



Section	Overall	L2200	L2000	L1800	L1600	L1400	L1200	L1000	L800	L600	L400	L200	L0
Section Times	2:43.29 [4] (0:12.59)	2:30.70 [4] (0:11.94)	2:18.76 [5] (0:12.60)	2:06.16 [5] (0:13.25)	1:52.91 [5] (0:13.45)	1:39.46 [5] (0:13.33)	1:26.13 [6] (0:13.47)	1:12.66 [6] (0:13.00)	0:59.66 [6] (0:12.67)	0:46.99 [6] (0:11.87)	0:35.12 [5] (0:11.56)	0:23.56 [4] (0:11.47)	0:12.09 [3] (0:12.09)
Average Speed [km/h]	28.7	60.3	57.6	55.1	53.8	54.2	53.5	55.4	57.8	62.3	63.7	62.8	58.9
Top Speed [km/h]	60.0	61.3	60.4	57.3	54.3	55.0	54.7	56.6	59.4	64.9	65.1	64.5	60.6
Avg. Dist. to Rail [m]	9.7	4.7	3.8	3.0	0.8	1.8	2.1	2.1	3.4	5.0	5.4	8.5	9.9
Avg. Stride Freq. [Hz]	2.2	2.4	2.3	2.2	2.2	2.2	2.2	2.2	2.2	2.4	2.4	2.4	2.3
Avg. Stride Length [m]	3.5	7.0	7.1	7.0	6.9	6.9	6.6	6.8	7.0	7.4	7.3	7.3	7.1



- [] Ranking at each section and finish
- :-:- No data available at this section
- NA No data available

Horse/Jockey Name	GARACHICO/Jason Holder
Finish Rank	5
Fastest Section Time (Section)	0:11.69 (L600)
Top Speed [km/h] (Section)	62.9 (L800)
Race State	Finished



Thomas Farms RC Murray Bridge SA - Professional

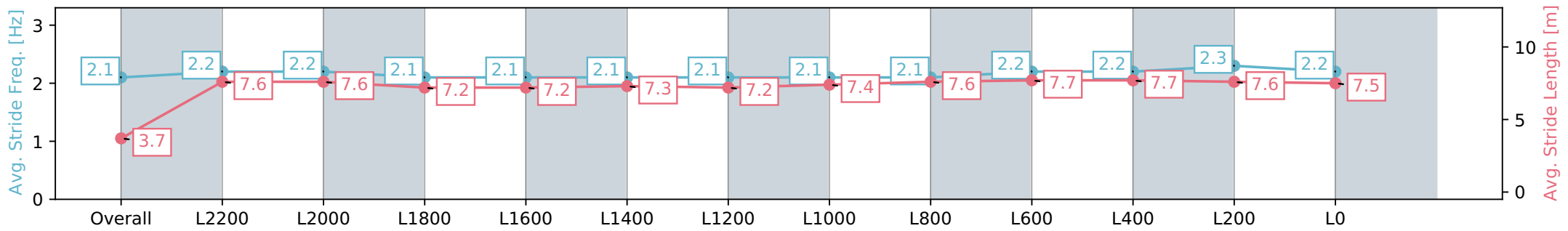
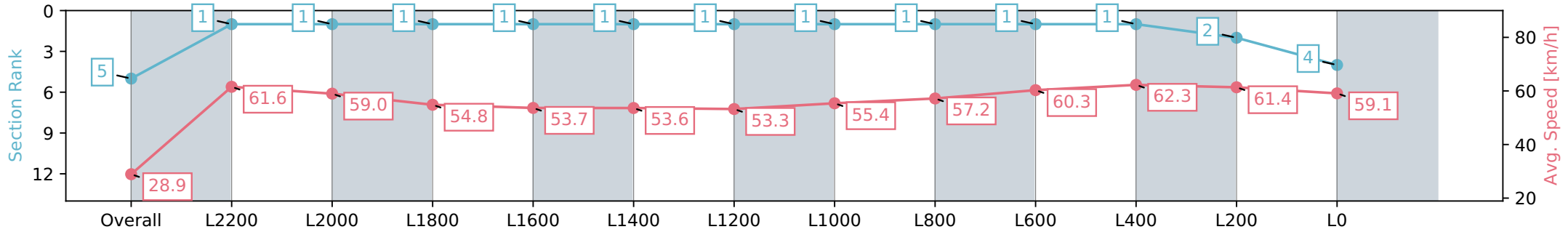
Race 3: Daish Irrigation And Fodder Handicap - 2500m

25 May 2024 - 12:08PM

Track Rating: Soft 5, Weather: Fine, Rail Position: True



Section	Overall	L2200	L2000	L1800	L1600	L1400	L1200	L1000	L800	L600	L400	L200	L0
Section Times	2:43.33 [5] (0:12.46)	2:30.87 [1] (0:11.70)	2:19.17 [1] (0:12.25)	2:06.92 [1] (0:13.20)	1:53.72 [1] (0:13.40)	1:40.32 [1] (0:13.45)	1:26.87 [1] (0:13.51)	1:13.36 [1] (0:13.02)	1:00.34 [1] (0:12.75)	0:47.59 [1] (0:12.10)	0:35.49 [1] (0:11.69)	0:23.80 [2] (0:11.73)	0:12.07 [4] (0:12.07)
Average Speed [km/h]	28.9	61.6	59.0	54.8	53.7	53.6	53.3	55.4	57.2	60.3	62.3	61.4	59.1
Top Speed [km/h]	61.6	62.1	61.0	57.4	54.4	54.1	54.2	56.1	58.8	62.4	62.9	62.6	59.7
Avg. Dist. to Rail [m]	9.0	3.1	2.1	1.2	0.5	0.8	1.0	1.2	2.3	2.8	2.8	5.0	6.3
Avg. Stride Freq. [Hz]	2.1	2.2	2.2	2.1	2.1	2.1	2.1	2.1	2.1	2.1	2.2	2.2	2.2
Avg. Stride Length [m]	3.7	7.6	7.6	7.2	7.2	7.3	7.2	7.4	7.6	7.7	7.7	7.6	7.5



Report Created: Sat 25 May 2024 12:56:05 GMT+10 (Note: Timing is based on positional data)

- [] Ranking at each section and finish
- :-:- No data available at this section
- NA No data available

Horse/Jockey Name	BACK ME UP BENNY/Teagan Voorham
Finish Rank	6
Fastest Section Time (Section)	0:11.48 (L600)
Top Speed [km/h] (Section)	65.2 (L800)
Race State	Finished



Thomas Farms RC Murray Bridge SA - Professional

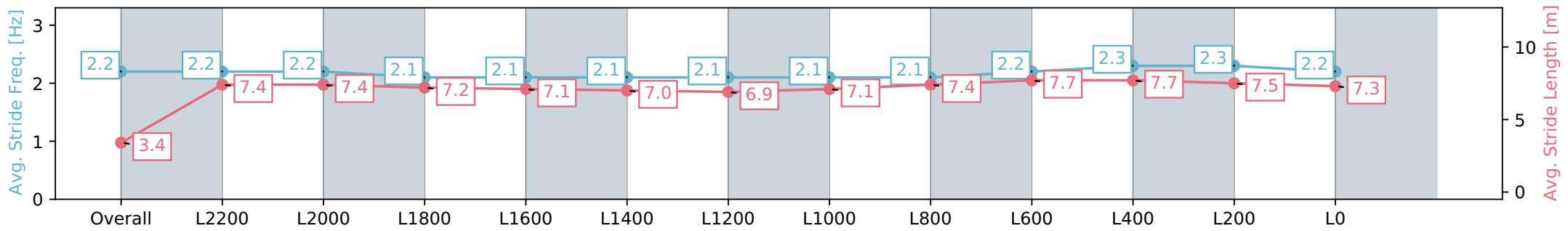
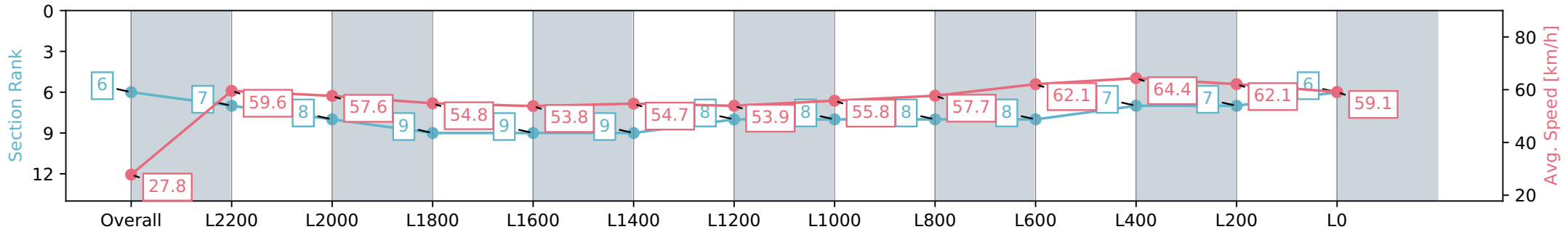
Race 3: Daish Irrigation And Fodder Handicap - 2500m

25 May 2024 - 12:08PM

Track Rating: Soft 5, Weather: Fine, Rail Position: True



Section	Overall	L2200	L2000	L1800	L1600	L1400	L1200	L1000	L800	L600	L400	L200	L0
Section Times	2:43.48 [6] (0:12.96)	2:30.52 [7] (0:12.08)	2:18.44 [8] (0:12.62)	2:05.82 [9] (0:13.27)	1:52.55 [9] (0:13.43)	1:39.12 [9] (0:13.17)	1:25.95 [8] (0:13.37)	1:12.58 [8] (0:12.92)	0:59.66 [8] (0:12.63)	0:47.03 [8] (0:11.90)	0:35.13 [7] (0:11.48)	0:23.65 [7] (0:11.61)	0:12.04 [6] (0:12.04)
Average Speed [km/h]	27.8	59.6	57.6	54.8	53.8	54.7	53.9	55.8	57.7	62.1	64.4	62.1	59.1
Top Speed [km/h]	57.8	61.3	59.0	55.9	55.0	55.8	55.8	57.0	60.0	63.4	65.2	63.9	60.9
Avg. Dist. to Rail [m]	12.2	5.6	4.3	2.3	0.5	0.8	0.7	1.1	2.5	5.0	6.5	9.8	11.4
Avg. Stride Freq. [Hz]	2.2	2.2	2.2	2.1	2.1	2.1	2.1	2.1	2.1	2.2	2.3	2.3	2.2
Avg. Stride Length [m]	3.4	7.4	7.4	7.2	7.1	7.0	6.9	7.1	7.4	7.7	7.7	7.5	7.3



Report Created: Sat 25 May 2024 12:56:10 GMT+10 (Note: Timing is based on positional data)

- [] Ranking at each section and finish
- :-:- No data available at this section
- NA No data available



Horse/Jockey Name	SPACE EQUITY/Felicity Atkinson
Finish Rank	7
Fastest Section Time (Section)	0:11.43 (L400)
Top Speed [km/h] (Section)	65.1 (L800)
Race State	Finished



Thomas Farms RC Murray Bridge SA - Professional

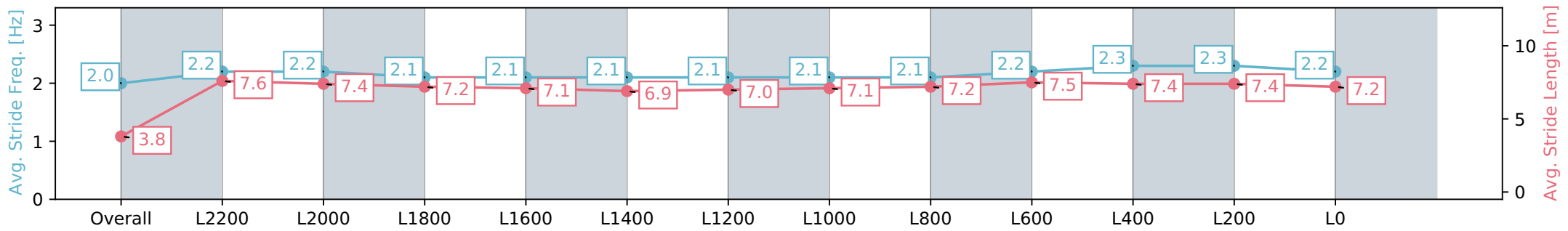
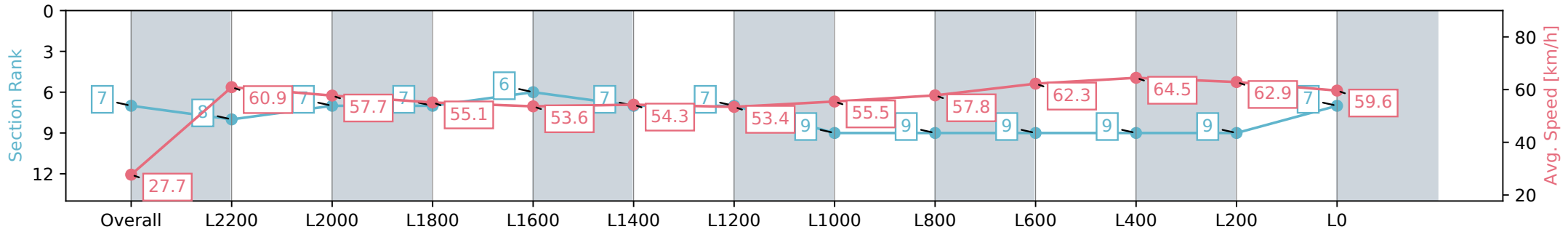
Race 3: Daish Irrigation And Fodder Handicap - 2500m

25 May 2024 - 12:08PM

Track Rating: Soft 5, Weather: Fine, Rail Position: True



Section	Overall	L2200	L2000	L1800	L1600	L1400	L1200	L1000	L800	L600	L400	L200	L0
Section Times	2:43.54 [7] (0:13.03)	2:30.51 [8] (0:11.80)	2:18.71 [7] (0:12.63)	2:06.08 [7] (0:13.22)	1:52.86 [6] (0:13.45)	1:39.41 [7] (0:13.28)	1:26.13 [7] (0:13.49)	1:12.64 [9] (0:13.02)	0:59.62 [9] (0:12.69)	0:46.93 [9] (0:11.98)	0:34.95 [9] (0:11.56)	0:23.38 [9] (0:11.43)	0:11.95 [7] (0:11.95)
Average Speed [km/h]	27.7	60.9	57.7	55.1	53.6	54.3	53.4	55.5	57.8	62.3	64.5	62.9	59.6
Top Speed [km/h]	58.6	62.8	60.7	56.6	54.1	55.5	55.5	56.8	60.5	63.6	65.1	65.1	61.1
Avg. Dist. to Rail [m]	14.2	6.8	5.0	2.5	0.5	1.5	1.6	2.1	4.0	6.6	8.4	11.9	14.0
Avg. Stride Freq. [Hz]	2.0	2.2	2.2	2.1	2.1	2.1	2.1	2.1	2.1	2.2	2.3	2.3	2.2
Avg. Stride Length [m]	3.8	7.6	7.4	7.2	7.1	6.9	7.0	7.1	7.2	7.5	7.4	7.4	7.2



- [] Ranking at each section and finish
- :-:- No data available at this section
- NA No data available

Horse/Jockey Name	SANTELMO FUEGO/Ben Price
Finish Rank	8
Fastest Section Time (Section)	0:11.36 (L600)
Top Speed [km/h] (Section)	64.9 (L800)
Race State	Finished



Thomas Farms RC Murray Bridge SA - Professional

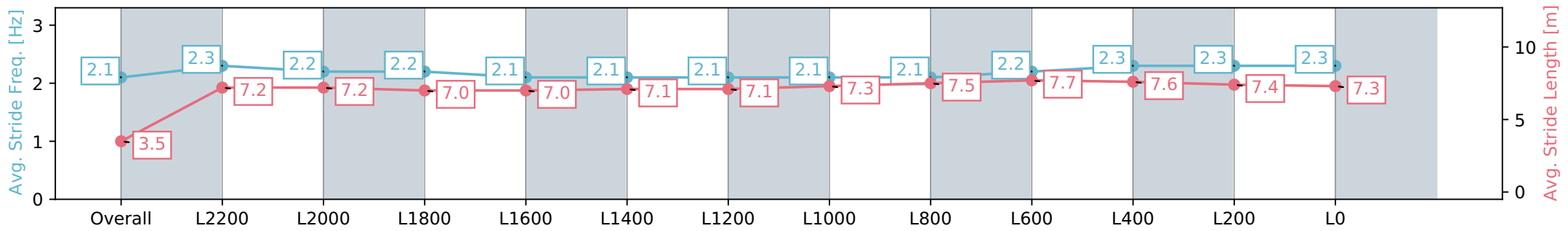
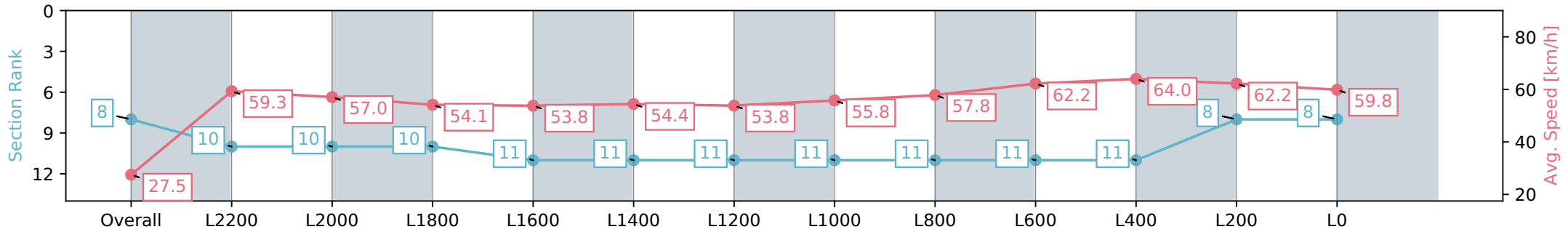
Race 3: Daish Irrigation And Fodder Handicap - 2500m

25 May 2024 - 12:08PM

Track Rating: Soft 5, Weather: Fine, Rail Position: True



Section	Overall	L2200	L2000	L1800	L1600	L1400	L1200	L1000	L800	L600	L400	L200	L0
Section Times	2:43.55 [8] (0:13.12)	2:30.43 [10] (0:12.13)	2:18.30 [10] (0:12.70)	2:05.60 [10] (0:13.40)	1:52.20 [11] (0:13.38)	1:38.82 [11] (0:13.27)	1:25.55 [11] (0:13.38)	1:12.17 [11] (0:12.93)	0:59.24 [11] (0:12.57)	0:46.66 [11] (0:11.81)	0:34.85 [11] (0:11.36)	0:23.49 [8] (0:11.57)	0:11.91 [8] (0:11.91)
Average Speed [km/h]	27.5	59.3	57.0	54.1	53.8	54.4	53.8	55.8	57.8	62.2	64.0	62.2	59.8
Top Speed [km/h]	58.7	60.0	58.9	54.9	54.4	56.3	55.9	57.1	59.0	64.6	64.9	63.1	61.6
Avg. Dist. to Rail [m]	10.1	3.0	2.6	1.5	0.4	0.9	0.8	0.9	2.2	3.6	2.2	3.7	5.4
Avg. Stride Freq. [Hz]	2.1	2.3	2.2	2.2	2.1	2.1	2.1	2.1	2.1	2.2	2.3	2.3	2.3
Avg. Stride Length [m]	3.5	7.2	7.2	7.0	7.0	7.1	7.1	7.3	7.5	7.7	7.6	7.4	7.3



- [] Ranking at each section and finish
- :-:- No data available at this section
- NA No data available

Horse/Jockey Name	SESTAR/Neil Farley
Finish Rank	9
Fastest Section Time (Section)	0:11.53 (L400)
Top Speed [km/h] (Section)	64.4 (L600)
Race State	Finished



Thomas Farms RC Murray Bridge SA - Professional

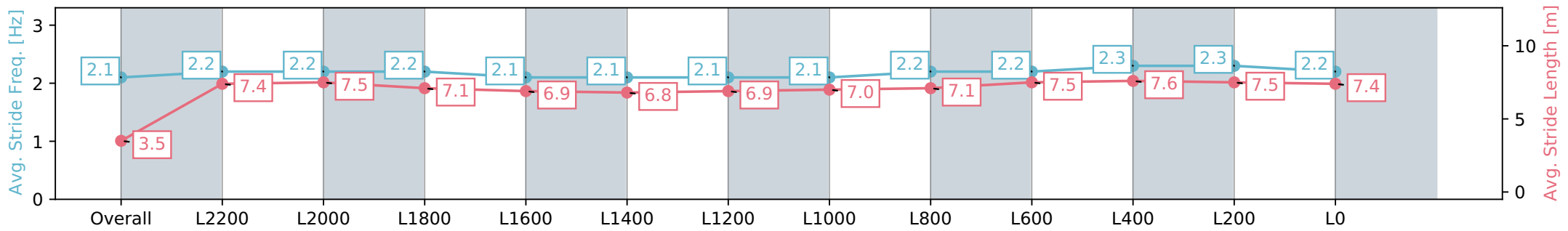
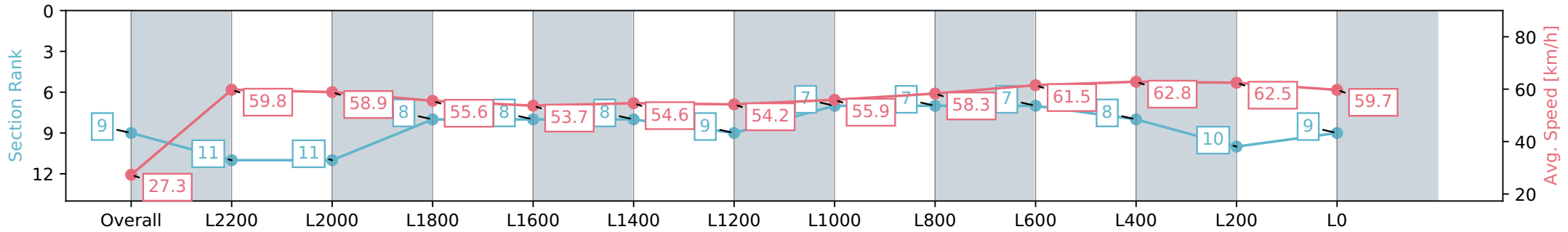
Race 3: Daish Irrigation And Fodder Handicap - 2500m

25 May 2024 - 12:08PM

Track Rating: Soft 5, Weather: Fine, Rail Position: True



Section	Overall	L2200	L2000	L1800	L1600	L1400	L1200	L1000	L800	L600	L400	L200	L0
Section Times	2:43.69 [9] (0:13.25)	2:30.44 [11] (0:12.04)	2:18.40 [11] (0:12.36)	2:06.04 [8] (0:13.14)	1:52.90 [8] (0:13.51)	1:39.39 [8] (0:13.25)	1:26.14 [9] (0:13.24)	1:12.90 [7] (0:12.95)	0:59.95 [7] (0:12.60)	0:47.35 [7] (0:12.10)	0:35.25 [8] (0:11.78)	0:23.47 [10] (0:11.53)	0:11.94 [9] (0:11.94)
Average Speed [km/h]	27.3	59.8	58.9	55.6	53.7	54.6	54.2	55.9	58.3	61.5	62.8	62.5	59.7
Top Speed [km/h]	58.3	61.4	60.9	56.4	54.4	56.0	55.7	56.9	59.5	63.5	63.7	64.4	61.0
Avg. Dist. to Rail [m]	12.6	5.0	4.6	2.9	1.5	2.0	2.6	3.0	4.3	6.1	6.6	8.7	10.6
Avg. Stride Freq. [Hz]	2.1	2.2	2.2	2.2	2.1	2.1	2.1	2.1	2.2	2.2	2.3	2.3	2.2
Avg. Stride Length [m]	3.5	7.4	7.5	7.1	6.9	6.8	6.9	7.0	7.1	7.5	7.6	7.5	7.4



- [] Ranking at each section and finish
- :-:- No data available at this section
- NA No data available

Horse/Jockey Name	STAYING STRONG/Dylan Caboche
Finish Rank	10
Fastest Section Time (Section)	0:11.56 (L600)
Top Speed [km/h] (Section)	64.4 (L800)
Race State	Finished



Thomas Farms RC Murray Bridge SA - Professional

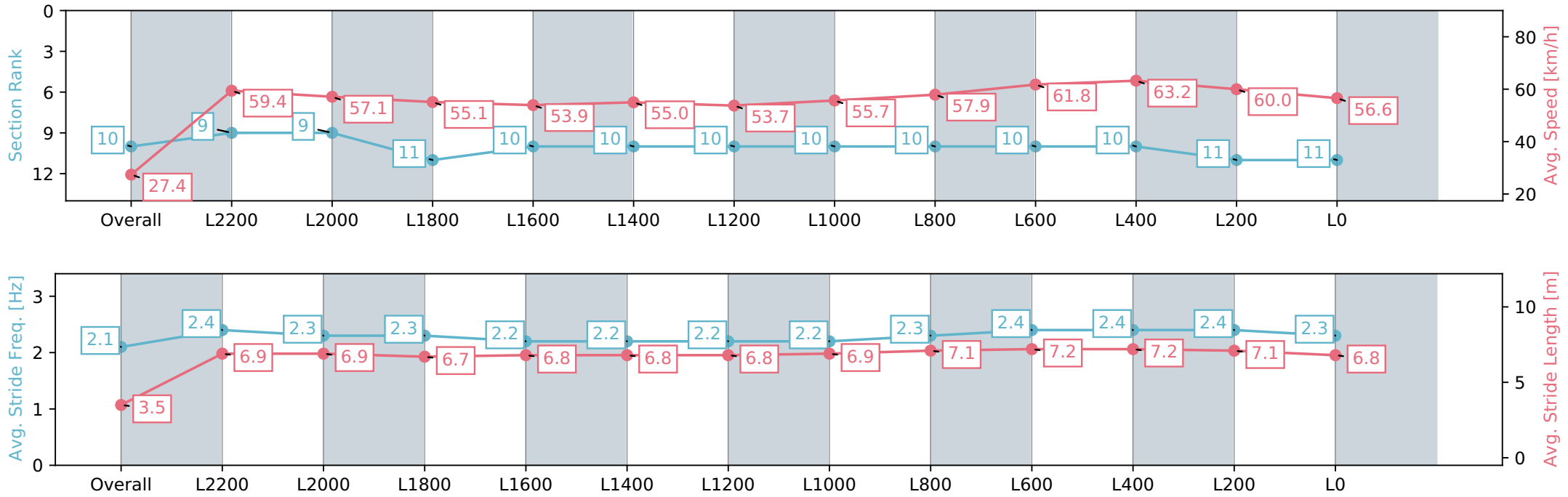
Race 3: Daish Irrigation And Fodder Handicap - 2500m

25 May 2024 - 12:08PM

Track Rating: Soft 5, Weather: Fine, Rail Position: True



Section	Overall	L2200	L2000	L1800	L1600	L1400	L1200	L1000	L800	L600	L400	L200	L0
Section Times	2:44.86 [10] (0:13.11)	2:31.75 [9] (0:12.13)	2:19.62 [9] (0:12.73)	2:06.89 [11] (0:13.21)	1:53.68 [10] (0:13.40)	1:40.28 [10] (0:13.16)	1:27.12 [10] (0:13.37)	1:13.75 [10] (0:12.98)	1:00.77 [10] (0:12.66)	0:48.11 [10] (0:11.94)	0:36.17 [10] (0:11.56)	0:24.61 [11] (0:12.00)	0:12.61 [11] (0:12.61)
Average Speed [km/h]	27.4	59.4	57.1	55.1	53.9	55.0	53.7	55.7	57.9	61.8	63.2	60.0	56.6
Top Speed [km/h]	58.4	60.1	59.1	55.7	55.0	56.7	55.8	56.6	59.8	63.9	64.4	62.4	57.3
Avg. Dist. to Rail [m]	11.5	4.6	4.1	2.3	0.6	2.0	2.3	2.0	3.6	4.8	3.6	6.5	7.7
Avg. Stride Freq. [Hz]	2.1	2.4	2.3	2.3	2.2	2.2	2.2	2.2	2.3	2.4	2.4	2.4	2.3
Avg. Stride Length [m]	3.5	6.9	6.9	6.7	6.8	6.8	6.8	6.9	7.1	7.2	7.2	7.1	6.8



Report Created: Sat 25 May 2024 12:56:31 GMT+10 (Note: Timing is based on positional data)

- [] Ranking at each section and finish
- :-:- No data available at this section
- NA No data available

Horse/Jockey Name	MR COYNE/Jessica Eaton
Finish Rank	11
Fastest Section Time (Section)	0:11.78 (L2400)
Top Speed [km/h] (Section)	62.2 (L800)
Race State	Finished



Thomas Farms RC Murray Bridge SA - Professional

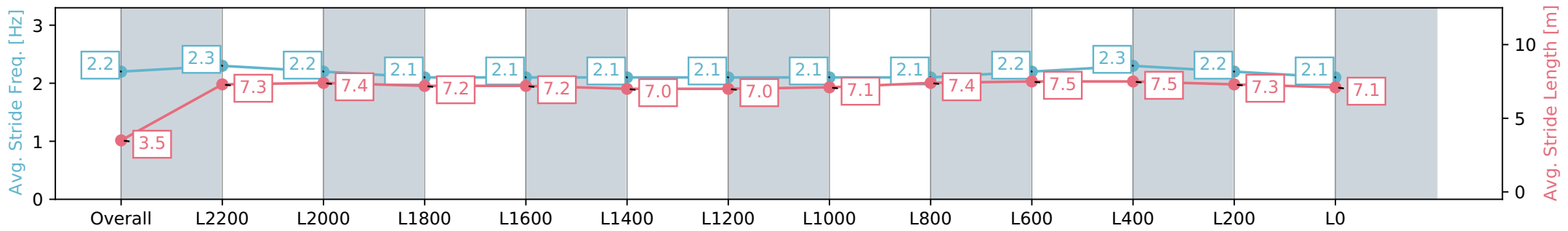
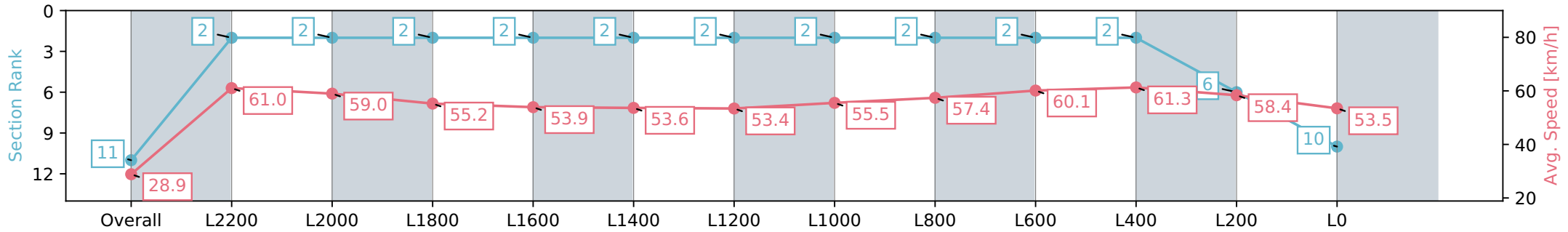
Race 3: Daish Irrigation And Fodder Handicap - 2500m

25 May 2024 - 12:08PM

Track Rating: Soft 5, Weather: Fine, Rail Position: True



Section	Overall	L2200	L2000	L1800	L1600	L1400	L1200	L1000	L800	L600	L400	L200	L0
Section Times	2:45.47 [11] (0:12.49)	2:32.98 [2] (0:11.78)	2:21.20 [2] (0:12.31)	2:08.89 [2] (0:13.15)	1:55.74 [2] (0:13.38)	1:42.36 [2] (0:13.47)	1:28.89 [2] (0:13.48)	1:15.41 [2] (0:13.01)	1:02.40 [2] (0:12.74)	0:49.66 [2] (0:12.16)	0:37.50 [2] (0:11.86)	0:25.64 [6] (0:12.31)	0:13.33 [10] (0:13.33)
Average Speed [km/h]	28.9	61.0	59.0	55.2	53.9	53.6	53.4	55.5	57.4	60.1	61.3	58.4	53.5
Top Speed [km/h]	61.0	61.7	61.0	58.0	54.6	54.9	54.5	56.2	59.6	62.2	62.2	59.8	56.8
Avg. Dist. to Rail [m]	10.7	4.2	3.3	2.0	0.5	1.9	1.7	1.8	3.2	2.9	2.3	5.2	6.2
Avg. Stride Freq. [Hz]	2.2	2.3	2.2	2.1	2.1	2.1	2.1	2.1	2.1	2.2	2.3	2.2	2.1
Avg. Stride Length [m]	3.5	7.3	7.4	7.2	7.2	7.0	7.0	7.1	7.4	7.5	7.5	7.3	7.1



Report Created: Sat 25 May 2024 12:56:36 GMT+10 (Note: Timing is based on positional data)

- [] Ranking at each section and finish
- :-:- No data available at this section
- NA No data available