



RACINGSA

# Thomas Farms RC Murray Bridge SA

## Race 2: Smedley Tyre Service Maiden Plate - 1400m

25 May 2024 - 11:34AM



Murray Bridge  
Racing Club

Track Rating: Soft 5, Weather: Fine, Rail Position: True

Section Field Times							Overall	L1200	L1000	L800	L600	L400	
							1:23.74 (0:13.55)	1:10.19 (0:11.16)	0:59.03 (0:11.66)	0:47.37 (0:11.70)	0:35.67 (0:11.49)	0:24.17 (0:12.02)	
Position	#	Horse/Jockey	Barrier	Top Speed [km/h]	Fastest Section	First 400m							Distance Travelled From Winner [m]
1	12	<b>DOLCEMENTE</b> Callan Murray	16	66.8 600-400	0:11.05 400-200	0:25.89	1:23.74 (0:14.48)	1:09.26 [14] (0:11.41)	0:57.85 [14] (0:11.87)	0:45.98 [14] (0:11.68)	0:34.30 [14] (0:11.59)	0:22.71 [13] (0:11.05)	
2	4	<b>GOLD SPY</b> Ben Price	3	65.3 1400-1200	0:11.35 1200-1000	0:25.23	1:23.82 (0:13.88)	1:09.94 [5] (0:11.35)	0:58.59 [5] (0:11.73)	0:46.86 [5] (0:11.62)	0:35.24 [5] (0:11.67)	0:23.57 [5] (0:11.52)	-4
3	10	<b>VALIEVA</b> Justin Potter	5	65.6 1400-1200	0:11.19 1200-1000	0:24.94	1:24.04 (0:13.75)	1:10.29 [3] (0:11.19)	0:59.10 [3] (0:11.69)	0:47.41 [4] (0:11.78)	0:35.63 [4] (0:11.72)	0:23.91 [4] (0:11.62)	+0
4	9	<b>OUR GLAMOUR GIRL</b> Kayla Crowther	10	65.5 1400-1200	0:11.23 1200-1000	0:25.32	1:24.05 (0:14.09)	1:09.96 [9] (0:11.23)	0:58.73 [7] (0:11.76)	0:46.97 [7] (0:11.72)	0:35.25 [7] (0:11.57)	0:23.67 [8] (0:11.44)	-1
5	11	<b>DARK HELMET</b> Jason Holder	6	65.5 1400-1200	0:11.33 1200-1000	0:25.33	1:24.13 (0:14.00)	1:10.13 [8] (0:11.33)	0:58.80 [8] (0:11.80)	0:47.00 [8] (0:11.74)	0:35.26 [8] (0:11.49)	0:23.77 [6] (0:11.63)	+0
6	7	<b>HI BABY FACE</b> Alana Livesey	12	65.2 1400-1200	0:11.39 400-200	0:25.70	1:24.30 (0:14.23)	1:10.07 [13] (0:11.47)	0:58.60 [13] (0:11.75)	0:46.85 [11] (0:11.72)	0:35.13 [11] (0:11.53)	0:23.60 [11] (0:11.39)	+0
7	15	<b>IVA DREAM</b> Teagan Voorham	4	64.9 800-600	0:11.52 1200-1000	0:25.67	1:24.37 (0:14.15)	1:10.22 [11] (0:11.52)	0:58.70 [12] (0:11.80)	0:46.90 [12] (0:11.68)	0:35.22 [10] (0:11.52)	0:23.70 [10] (0:11.57)	-3
8	6	<b>SYNCHRO</b> Jessica Eaton	14	66.5 1400-1200	0:11.30 1200-1000	0:25.27	1:24.39 (0:13.97)	1:10.42 [6] (0:11.30)	0:59.12 [6] (0:12.00)	0:47.12 [9] (0:11.76)	0:35.36 [9] (0:11.64)	0:23.72 [9] (0:11.44)	+4
9	1	<b>FRONTAL ATTACK</b> Dylan Caboche	7	65.1 1400-1200	0:11.15 1200-1000	0:24.70	1:24.51 (0:13.55)	1:10.96 [1] (0:11.15)	0:59.81 [1] (0:11.67)	0:48.14 [1] (0:11.70)	0:36.44 [1] (0:11.49)	0:24.95 [1] (0:12.02)	-4
10	5	<b>KALBARRI</b> Jacob Opperman	15	65.4 600-400	0:11.33 1200-1000	0:25.49	1:24.68 (0:14.16)	1:10.52 [12] (0:11.33)	0:59.19 [10] (0:12.01)	0:47.18 [13] (0:11.70)	0:35.48 [12] (0:11.68)	0:23.80 [12] (0:11.41)	+6

Scratched: Bush Influence (#3), Haunui (#16), Artillery (#17), Chuckamicky (#18)

Report Created: Sat 25 May 2024 12:25:55 GMT+10 (Note: Timing is based on positional data)

- [ ] Position in running at each section and finish
- :-:- No data available at this section
- NA No data available
- █ Background shading for fastest section
- # Saddle cloth number
- DNF Did not finish
- DNT Did not track



RACINGSA

# Thomas Farms RC Murray Bridge SA

## Race 2: Smedley Tyre Service Maiden Plate - 1400m

25 May 2024 - 11:34AM



Murray Bridge  
Racing Club

Track Rating: Soft 5, Weather: Fine, Rail Position: True

Section Field Times							Overall	L1200	L1000	L800	L600	L400	Distance Travelled From Winner [m]	
							1:23.74 (0:13.55)	1:10.19 (0:11.16)	0:59.03 (0:11.66)	0:47.37 (0:11.70)	0:35.67 (0:11.49)	0:24.17 (0:12.02)		
Position	#	Horse/Jockey	Barrier	Top Speed [km/h]	Fastest Section	First 400m								
11	14	<b>THE LAST FLASH</b> Margaret Collett	2	64.8 1400-1200	0:11.30 1200-1000	0:25.05	1:24.74 (0:13.75)	1:10.99 [4] (0:11.30)	0:59.69 [4] (0:11.48)	0:48.21 [3] (0:11.71)	0:36.50 [3] (0:11.77)	0:24.73 [3] (0:12.05)		-6
12	13	<b>SUPER INTELLIGENT</b> Todd Pannell	9	65.6 1400-1200	0:11.14 1200-1000	0:24.84	1:24.85 (0:13.70)	1:11.15 [2] (0:11.14)	1:00.01 [2] (0:11.60)	0:48.41 [2] (0:11.75)	0:36.66 [2] (0:11.79)	0:24.87 [2] (0:12.03)		-2
13	8	<b>OCHEROUS</b> Caitlin Jones	1	64.9 1400-1200	0:11.35 1200-1000	0:25.34	1:25.25 (0:13.99)	1:11.26 [7] (0:11.35)	0:59.91 [9] (0:11.74)	0:48.17 [6] (0:11.71)	0:36.46 [6] (0:11.59)	0:24.87 [7] (0:12.07)		-4
14	2	<b>GRANDE FORZA</b> Dom Tourneur	13	64.2 1400-1200	0:11.39 1200-1000	0:25.50	1:27.77 (0:14.11)	1:13.66 [10] (0:11.39)	1:02.27 [11] (0:11.95)	0:50.32 [10] (0:11.97)	0:38.35 [13] (0:12.40)	0:25.95 [14] (0:12.62)		+4

Scratched: Bush Influence (#3), Haunui (#16), Artillery (#17), Chuckamicky (#18)

- [ ] Position in running at each section and finish # Saddle cloth number
- :-:- No data available at this section DNF Did not finish
- NA No data available DNT Did not track
- █ Background shading for fastest section



RACINGSA

# Thomas Farms RC Murray Bridge SA

## Race 2: Smedley Tyre Service Maiden Plate - 1400m

25 May 2024 - 11:34AM



Murray Bridge  
Racing Club

Track Rating: Soft 5, Weather: Fine, Rail Position: True

### Section

### Field Times

L200

0:12.15

(0:12.15)

Position	#	Horse/Jockey	Barrier	Top Speed [km/h]	Fastest Section	First 400m	Margin							Distance Travelled From Winner [m]
1	12	<b>DOLCEMENTE</b> Callan Murray	16	66.8 600-400	0:11.05 400-200	0:25.89	0:11.66 [8] (0:11.66)	1:23.74						
2	4	<b>GOLD SPY</b> Ben Price	3	65.3 1400-1200	0:11.35 1200-1000	0:25.23	0:12.05 [3] (0:12.05)	0.5L						-4
3	10	<b>VALIEVA</b> Justin Potter	5	65.6 1400-1200	0:11.19 1200-1000	0:24.94	0:12.29 [2] (0:12.28)	1.9L						+0
4	9	<b>OUR GLAMOUR GIRL</b> Kayla Crowther	10	65.5 1400-1200	0:11.23 1200-1000	0:25.32	0:12.23 [4] (0:12.23)	2.0L						-1
5	11	<b>DARK HELMET</b> Jason Holder	6	65.5 1400-1200	0:11.33 1200-1000	0:25.33	0:12.14 [5] (0:12.14)	2.4L						+0
6	7	<b>HI BABY FACE</b> Alana Livesey	12	65.2 1400-1200	0:11.39 400-200	0:25.70	0:12.21 [9] (0:12.21)	3.5L						+0
7	15	<b>IVA DREAM</b> Teagan Voorham	4	64.9 800-600	0:11.52 1200-1000	0:25.67	0:12.12 [11] (0:12.12)	3.9L						-3
8	6	<b>SYNCHRO</b> Jessica Eaton	14	66.5 1400-1200	0:11.30 1200-1000	0:25.27	0:12.28 [10] (0:12.28)	4.0L						+4
9	1	<b>FRONTAL ATTACK</b> Dylan Caboche	7	65.1 1400-1200	0:11.15 1200-1000	0:24.70	0:12.93 [1] (0:12.93)	4.8L						-4
10	5	<b>KALBARRI</b> Jacob Opperman	15	65.4 600-400	0:11.33 1200-1000	0:25.49	0:12.39 [12] (0:12.39)	0.0L						+6

Scratched: Bush Influence (#3), Haunui (#16), Artillery (#17), Chuckamicky (#18)

Report Created: Sat 25 May 2024 12:25:55 GMT+10 (Note: Timing is based on positional data)

- [ ] Position in running at each section and finish # Saddle cloth number
- :-:- No data available at this section DNF Did not finish
- NA No data available DNT Did not track
- █ Background shading for fastest section



RACINGSA

Thomas Farms RC Murray Bridge SA  
Race 2: Smedley Tyre Service Maiden Plate - 1400m  
25 May 2024 - 11:34AM

Track Rating: Soft 5, Weather: Fine, Rail Position: True



Murray Bridge  
Racing Club

Section

Field Times

L200

0:12.15

(0:12.15)

Position	#	Horse/Jockey	Barrier	Top Speed [km/h]	Fastest Section	First 400m	Margin							Distance Travelled From Winner [m]
11	14	<b>THE LAST FLASH</b> Margaret Collett	2	64.8 1400-1200	0:11.30 1200-1000	0:25.05	0:12.68 [7] (0:12.68)	6.2L						-6
12	13	<b>SUPER INTELLIGENT</b> Todd Pannell	9	65.6 1400-1200	0:11.14 1200-1000	0:24.84	0:12.84 [6] (0:12.84)	6.9L						-2
13	8	<b>OCHEROUS</b> Caitlin Jones	1	64.9 1400-1200	0:11.35 1200-1000	0:25.34	0:12.80 [13] (0:12.80)	9.4L						-4
14	2	<b>GRANDE FORZA</b> Dom Tourneur	13	64.2 1400-1200	0:11.39 1200-1000	0:25.50	0:13.33 [14] (0:13.33)	25.2L						+4

Scratched: Bush Influence (#3), Haunui (#16), Artillery (#17), Chuckamicky (#18)

- [ ] Position in running at each section and finish # Saddle cloth number
- :-:- No data available at this section DNF Did not finish
- NA No data available DNT Did not track
- █ Background shading for fastest section

Horse/Jockey Name	DOLCEMENTE/Callan Murray
Finish Rank	1
Fastest Section Time (Section)	0:11.05 (L400)
Top Speed [km/h] (Section)	66.8 (L600)
Race State	Finished



Thomas Farms RC Murray Bridge SA - Professional

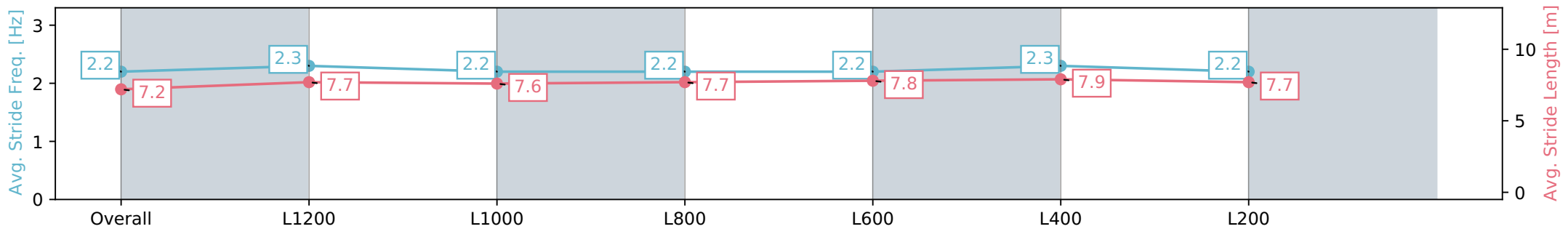
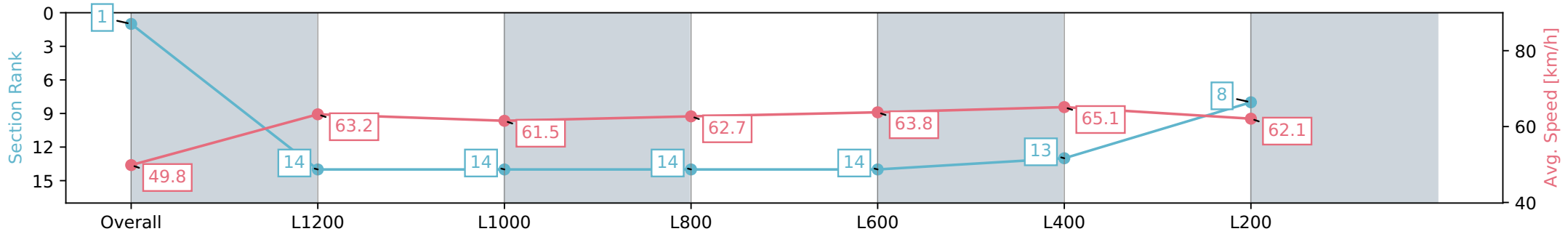
Race 2: Smedley Tyre Service Maiden Plate - 1400m

25 May 2024 - 11:34AM

Track Rating: Soft 5, Weather: Fine, Rail Position: True



Section	Overall	L1200	L1000	L800	L600	L400	L200
Section Times	1:23.74 [1] (0:14.48)	1:09.26 [14] (0:11.41)	0:57.85 [14] (0:11.87)	0:45.98 [14] (0:11.68)	0:34.30 [14] (0:11.59)	0:22.71 [13] (0:11.05)	0:11.66 [8] (0:11.66)
Average Speed [km/h]	49.8	63.2	61.5	62.7	63.8	65.1	62.1
Top Speed [km/h]	61.9	63.9	63.8	64.0	65.4	66.8	63.5
Avg. Dist. to Rail [m]	11.1	3.1	2.6	3.3	6.3	10.3	10.7
Avg. Stride Freq. [Hz]	2.2	2.3	2.2	2.2	2.2	2.3	2.2
Avg. Stride Length [m]	7.2	7.7	7.6	7.7	7.8	7.9	7.7



- [ ] Ranking at each section and finish
- :-:- No data available at this section
- NA No data available

Horse/Jockey Name	GOLD SPY/Ben Price
Finish Rank	2
Fastest Section Time (Section)	0:11.35 (L1200)
Top Speed [km/h] (Section)	65.3 (Overall)
Race State	Finished



Thomas Farms RC Murray Bridge SA - Professional

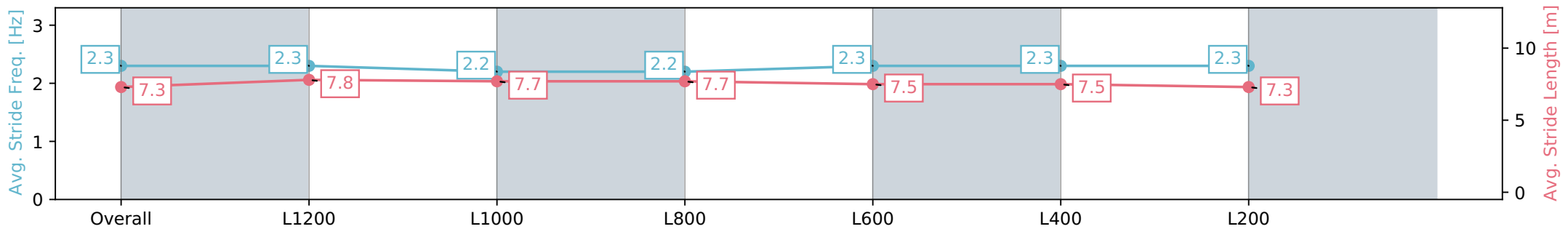
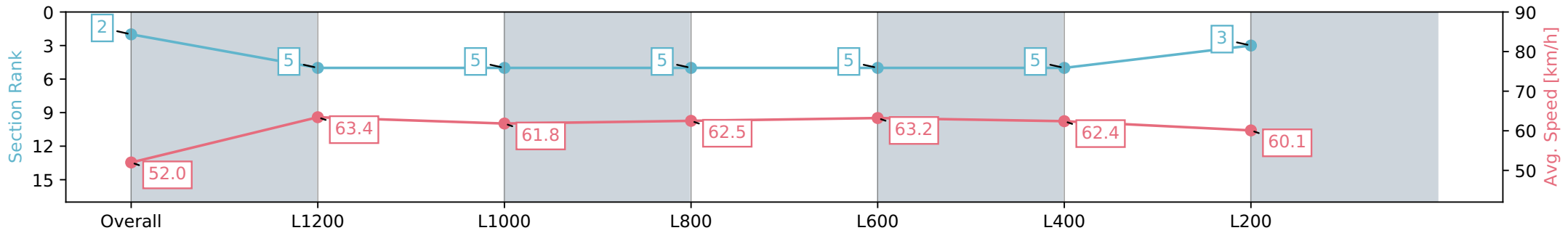
Race 2: Smedley Tyre Service Maiden Plate - 1400m

25 May 2024 - 11:34AM

Track Rating: Soft 5, Weather: Fine, Rail Position: True



Section	Overall	L1200	L1000	L800	L600	L400	L200
Section Times	1:23.82 [2] (0:13.88)	1:09.94 [5] (0:11.35)	0:58.59 [5] (0:11.73)	0:46.86 [5] (0:11.62)	0:35.24 [5] (0:11.67)	0:23.57 [5] (0:11.52)	0:12.05 [3] (0:12.05)
Average Speed [km/h]	52.0	63.4	61.8	62.5	63.2	62.4	60.1
Top Speed [km/h]	65.3	65.2	62.5	63.4	64.6	63.2	62.1
Avg. Dist. to Rail [m]	2.2	1.0	1.3	2.2	5.3	8.1	8.6
Avg. Stride Freq. [Hz]	2.3	2.3	2.2	2.2	2.3	2.3	2.3
Avg. Stride Length [m]	7.3	7.8	7.7	7.7	7.5	7.5	7.3



- [ ] Ranking at each section and finish
- :-:- No data available at this section
- NA No data available

Horse/Jockey Name	VALIEVA/Justin Potter
Finish Rank	3
Fastest Section Time (Section)	0:11.19 (L1200)
Top Speed [km/h] (Section)	65.6 (Overall)
Race State	Finished



Thomas Farms RC Murray Bridge SA - Professional

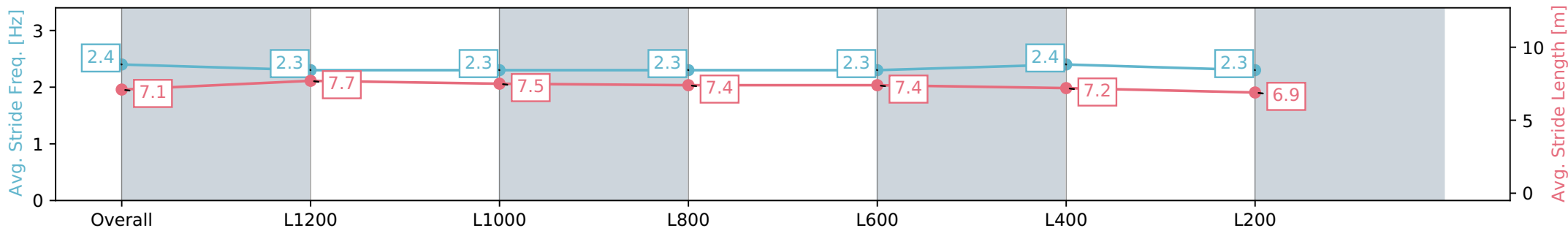
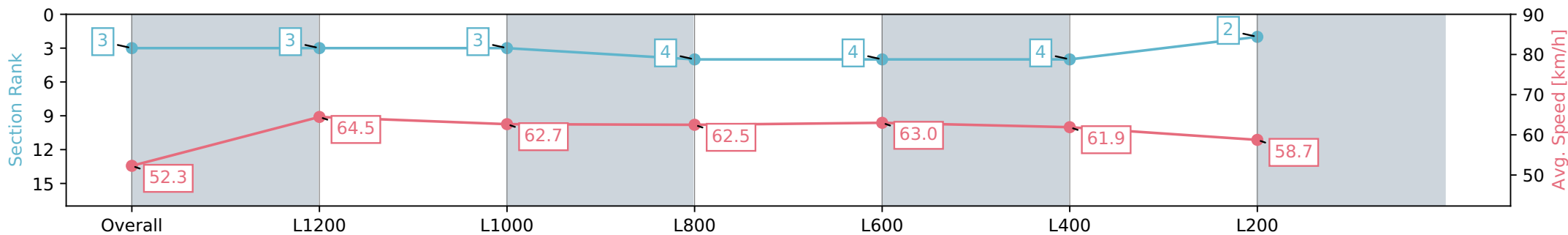
Race 2: Smedley Tyre Service Maiden Plate - 1400m

25 May 2024 - 11:34AM

Track Rating: Soft 5, Weather: Fine, Rail Position: True



Section	Overall	L1200	L1000	L800	L600	L400	L200
Section Times	1:24.04 [3] (0:13.75)	1:10.29 [3] (0:11.19)	0:59.10 [3] (0:11.69)	0:47.41 [4] (0:11.78)	0:35.63 [4] (0:11.72)	0:23.91 [4] (0:11.62)	0:12.29 [2] (0:12.28)
Average Speed [km/h]	52.3	64.5	62.7	62.5	63.0	61.9	58.7
Top Speed [km/h]	65.6	65.4	63.5	62.8	63.8	63.2	61.2
Avg. Dist. to Rail [m]	4.5	2.3	3.2	4.5	5.7	6.8	5.9
Avg. Stride Freq. [Hz]	2.4	2.3	2.3	2.3	2.3	2.4	2.3
Avg. Stride Length [m]	7.1	7.7	7.5	7.4	7.4	7.2	6.9



- [ ] Ranking at each section and finish
- :-:- No data available at this section
- NA No data available

Horse/Jockey Name	OUR GLAMOUR GIRL/Kayla Crowther
Finish Rank	4
Fastest Section Time (Section)	0:11.23 (L1200)
Top Speed [km/h] (Section)	65.5 (Overall)
Race State	Finished



Thomas Farms RC Murray Bridge SA - Professional

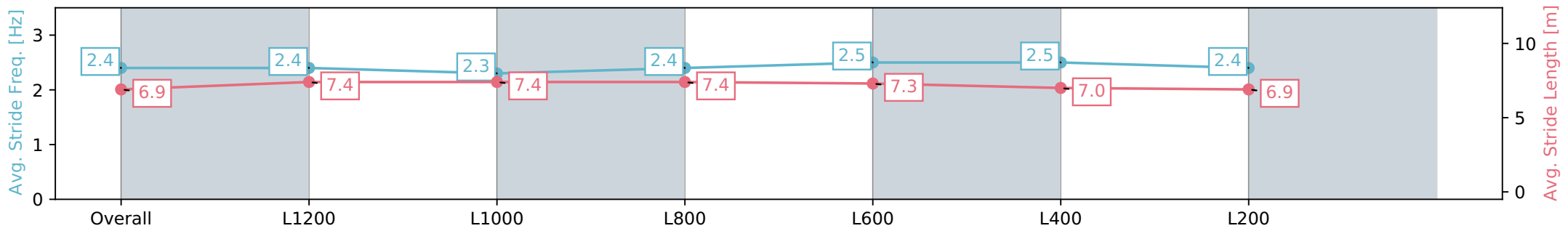
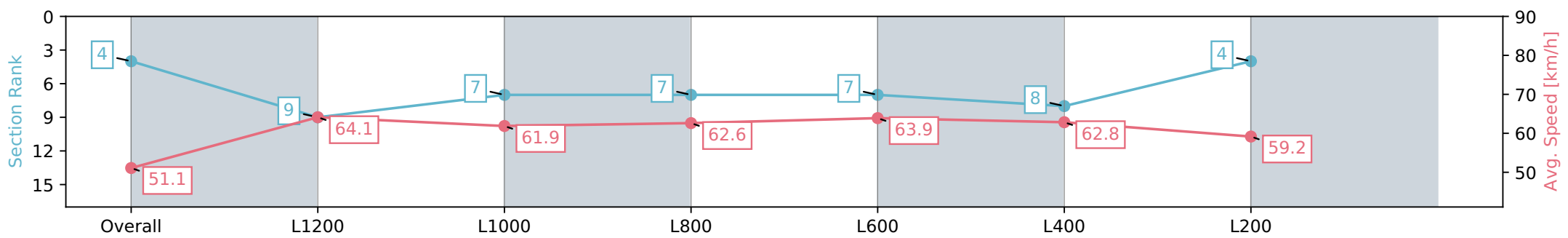
Race 2: Smedley Tyre Service Maiden Plate - 1400m

25 May 2024 - 11:34AM

Track Rating: Soft 5, Weather: Fine, Rail Position: True



Section	Overall	L1200	L1000	L800	L600	L400	L200
Section Times	1:24.05 [4] (0:14.09)	1:09.96 [9] (0:11.23)	0:58.73 [7] (0:11.76)	0:46.97 [7] (0:11.72)	0:35.25 [7] (0:11.57)	0:23.67 [8] (0:11.44)	0:12.23 [4] (0:12.23)
Average Speed [km/h]	51.1	64.1	61.9	62.6	63.9	62.8	59.2
Top Speed [km/h]	64.8	65.5	62.5	63.4	64.8	64.1	61.0
Avg. Dist. to Rail [m]	6.1	1.1	2.0	3.7	6.3	9.5	9.6
Avg. Stride Freq. [Hz]	2.4	2.4	2.3	2.4	2.5	2.5	2.4
Avg. Stride Length [m]	6.9	7.4	7.4	7.4	7.3	7.0	6.9



- [ ] Ranking at each section and finish
- :-:- No data available at this section
- NA No data available



Horse/Jockey Name	DARK HELMET/Jason Holder
Finish Rank	5
Fastest Section Time (Section)	0:11.33 (L1200)
Top Speed [km/h] (Section)	65.5 (Overall)
Race State	Finished



Thomas Farms RC Murray Bridge SA - Professional

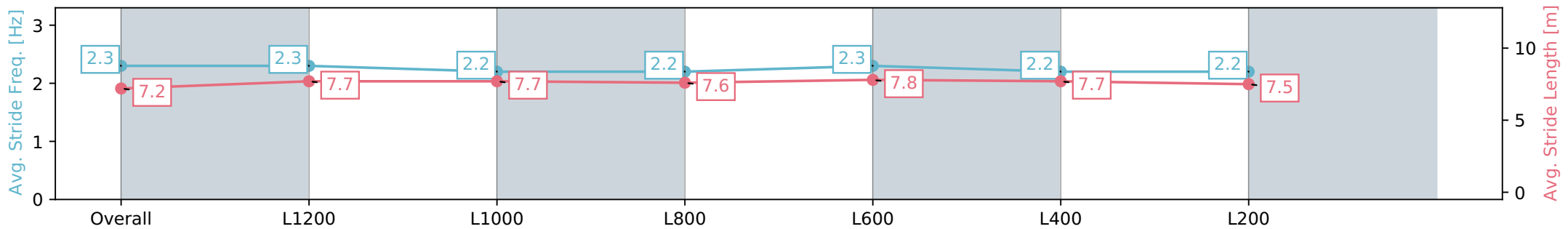
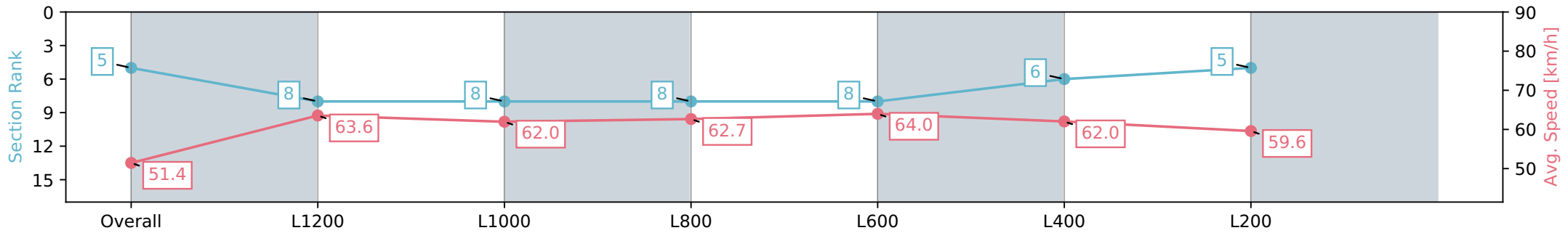
Race 2: Smedley Tyre Service Maiden Plate - 1400m

25 May 2024 - 11:34AM

Track Rating: Soft 5, Weather: Fine, Rail Position: True



Section	Overall	L1200	L1000	L800	L600	L400	L200
Section Times	1:24.13 [5] (0:14.00)	1:10.13 [8] (0:11.33)	0:58.80 [8] (0:11.80)	0:47.00 [8] (0:11.74)	0:35.26 [8] (0:11.49)	0:23.77 [6] (0:11.63)	0:12.14 [5] (0:12.14)
Average Speed [km/h]	51.4	63.6	62.0	62.7	64.0	62.0	59.6
Top Speed [km/h]	65.3	65.5	62.5	63.3	64.9	63.3	61.1
Avg. Dist. to Rail [m]	4.6	1.2	2.9	4.3	5.0	6.7	8.1
Avg. Stride Freq. [Hz]	2.3	2.3	2.2	2.2	2.3	2.2	2.2
Avg. Stride Length [m]	7.2	7.7	7.7	7.6	7.8	7.7	7.5



- [ ] Ranking at each section and finish
- :-:- No data available at this section
- NA No data available

Horse/Jockey Name	HI BABY FACE/Alana Livesey
Finish Rank	6
Fastest Section Time (Section)	0:11.39 (L400)
Top Speed [km/h] (Section)	65.2 (Overall)
Race State	Finished



Thomas Farms RC Murray Bridge SA - Professional

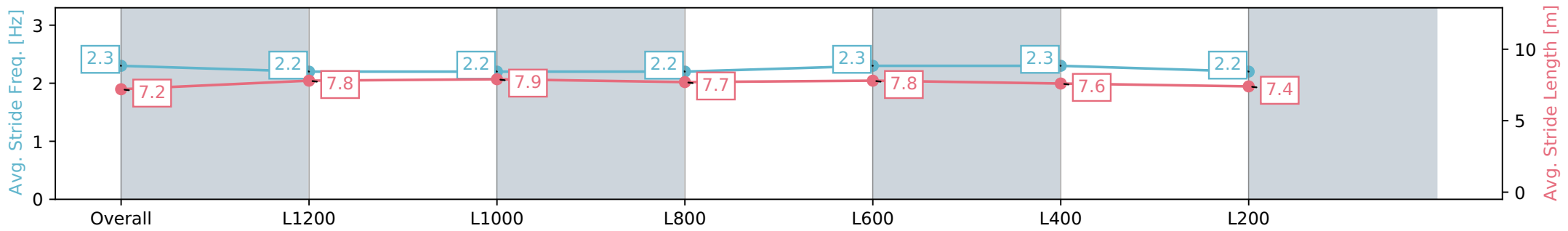
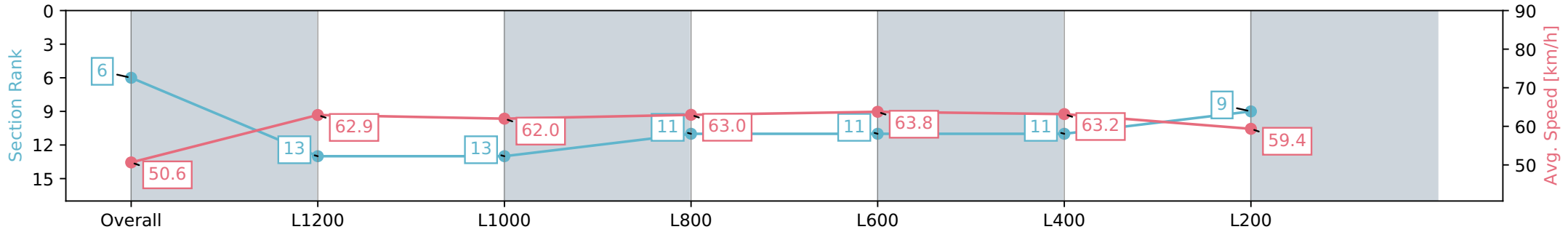
Race 2: Smedley Tyre Service Maiden Plate - 1400m

25 May 2024 - 11:34AM

Track Rating: Soft 5, Weather: Fine, Rail Position: True



Section	Overall	L1200	L1000	L800	L600	L400	L200
Section Times	1:24.30 [6] (0:14.23)	1:10.07 [13] (0:11.47)	0:58.60 [13] (0:11.75)	0:46.85 [11] (0:11.72)	0:35.13 [11] (0:11.53)	0:23.60 [11] (0:11.39)	0:12.21 [9] (0:12.21)
Average Speed [km/h]	50.6	62.9	62.0	63.0	63.8	63.2	59.4
Top Speed [km/h]	63.5	65.2	62.3	63.7	64.6	64.7	61.1
Avg. Dist. to Rail [m]	7.1	1.5	2.5	4.4	5.3	7.7	9.0
Avg. Stride Freq. [Hz]	2.3	2.2	2.2	2.2	2.3	2.3	2.2
Avg. Stride Length [m]	7.2	7.8	7.9	7.7	7.8	7.6	7.4



[ ] Ranking at each section and finish  
 -:-:- No data available at this section  
 NA No data available

Horse/Jockey Name	IVA DREAM/Teagan Voorham
Finish Rank	7
Fastest Section Time (Section)	0:11.52 (L1200)
Top Speed [km/h] (Section)	64.9 (L800)
Race State	Finished



Thomas Farms RC Murray Bridge SA - Professional

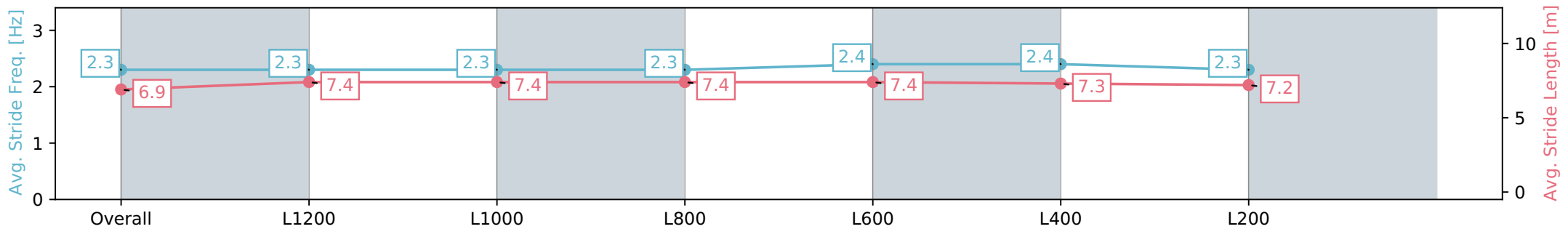
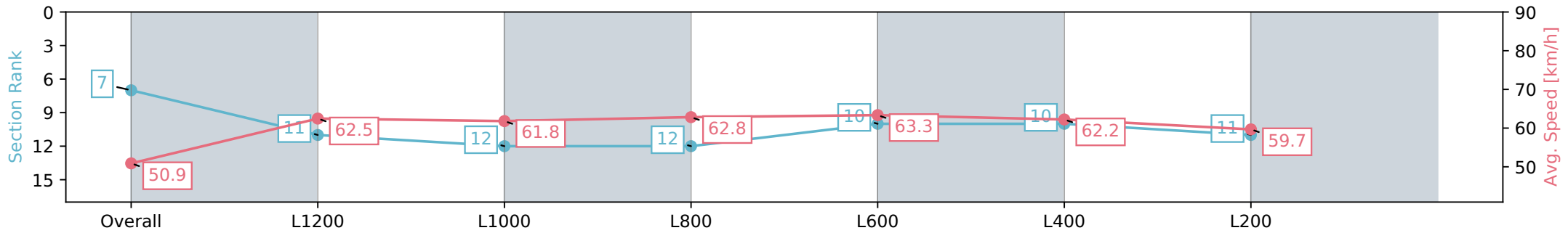
Race 2: Smedley Tyre Service Maiden Plate - 1400m

25 May 2024 - 11:34AM

Track Rating: Soft 5, Weather: Fine, Rail Position: True



Section	Overall	L1200	L1000	L800	L600	L400	L200
Section Times	1:24.37 [7] (0:14.15)	1:10.22 [11] (0:11.52)	0:58.70 [12] (0:11.80)	0:46.90 [12] (0:11.68)	0:35.22 [10] (0:11.52)	0:23.70 [10] (0:11.57)	0:12.12 [11] (0:12.12)
Average Speed [km/h]	50.9	62.5	61.8	62.8	63.3	62.2	59.7
Top Speed [km/h]	64.6	64.8	62.4	63.9	64.9	63.3	60.3
Avg. Dist. to Rail [m]	2.0	0.5	2.5	3.7	3.1	5.9	7.8
Avg. Stride Freq. [Hz]	2.3	2.3	2.3	2.3	2.4	2.4	2.3
Avg. Stride Length [m]	6.9	7.4	7.4	7.4	7.4	7.3	7.2



- [ ] Ranking at each section and finish
- :-:- No data available at this section
- NA No data available

Horse/Jockey Name	SYNCHRO/Jessica Eaton
Finish Rank	8
Fastest Section Time (Section)	0:11.30 (L1200)
Top Speed [km/h] (Section)	66.5 (Overall)
Race State	Finished



Thomas Farms RC Murray Bridge SA - Professional

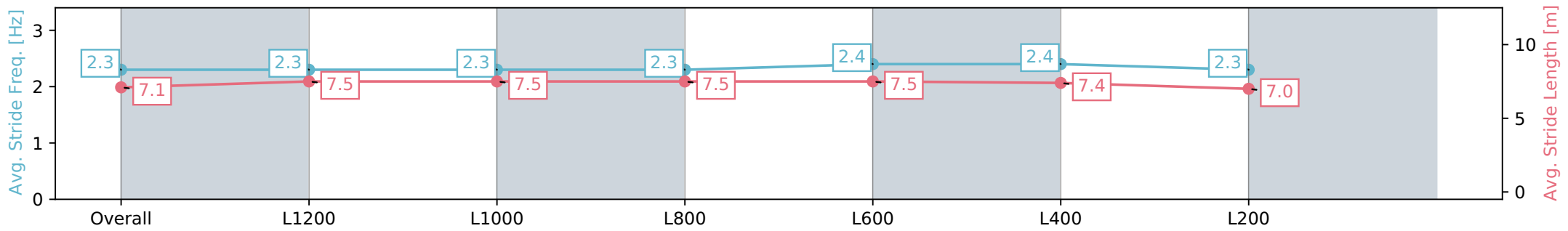
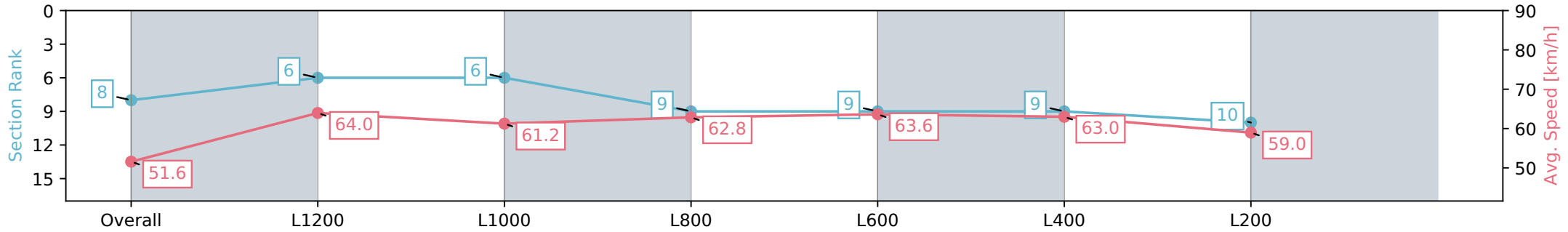
Race 2: Smedley Tyre Service Maiden Plate - 1400m

25 May 2024 - 11:34AM

Track Rating: Soft 5, Weather: Fine, Rail Position: True



Section	Overall	L1200	L1000	L800	L600	L400	L200
Section Times	1:24.39 [8] (0:13.97)	1:10.42 [6] (0:11.30)	0:59.12 [6] (0:12.00)	0:47.12 [9] (0:11.76)	0:35.36 [9] (0:11.64)	0:23.72 [9] (0:11.44)	0:12.28 [10] (0:12.28)
Average Speed [km/h]	51.6	64.0	61.2	62.8	63.6	63.0	59.0
Top Speed [km/h]	64.4	66.5	62.6	63.9	64.8	64.9	60.8
Avg. Dist. to Rail [m]	9.1	3.6	4.2	5.3	6.6	10.3	12.9
Avg. Stride Freq. [Hz]	2.3	2.3	2.3	2.3	2.4	2.4	2.3
Avg. Stride Length [m]	7.1	7.5	7.5	7.5	7.5	7.4	7.0



- [ ] Ranking at each section and finish
- :-:- No data available at this section
- NA No data available

Horse/Jockey Name	FRONTAL ATTACK/Dylan Caboche
Finish Rank	9
Fastest Section Time (Section)	0:11.15 (L1200)
Top Speed [km/h] (Section)	65.1 (Overall)
Race State	Finished



Thomas Farms RC Murray Bridge SA - Professional

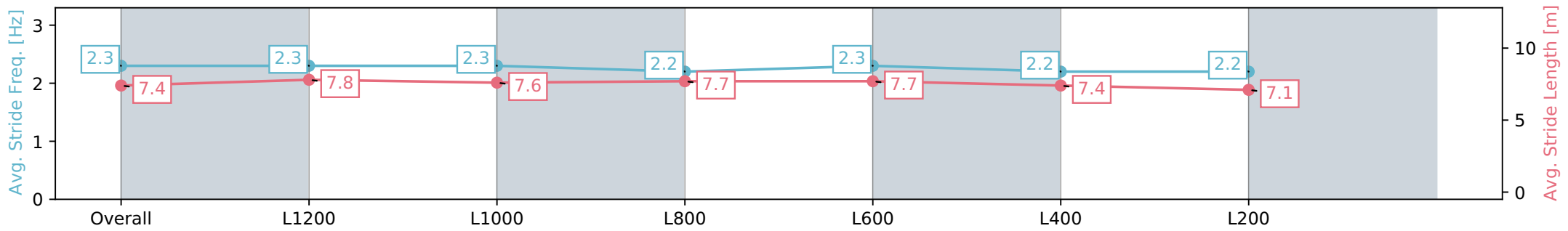
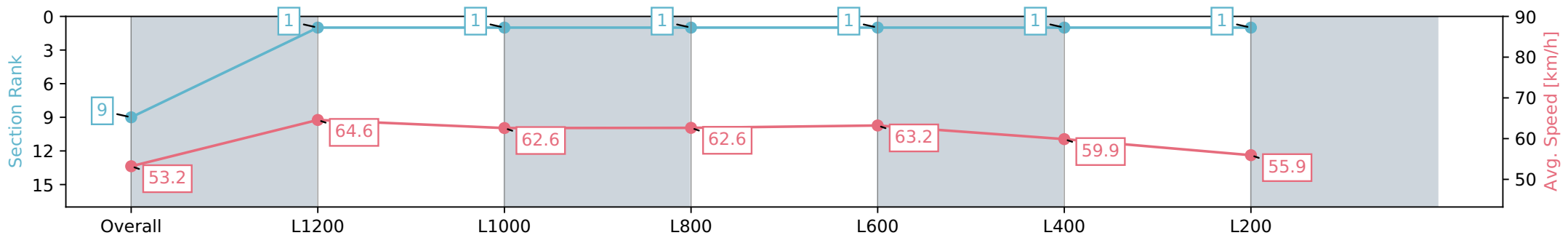
Race 2: Smedley Tyre Service Maiden Plate - 1400m

25 May 2024 - 11:34AM

Track Rating: Soft 5, Weather: Fine, Rail Position: True



Section	Overall	L1200	L1000	L800	L600	L400	L200
Section Times	1:24.51 [9] (0:13.55)	1:10.96 [1] (0:11.15)	0:59.81 [1] (0:11.67)	0:48.14 [1] (0:11.70)	0:36.44 [1] (0:11.49)	0:24.95 [1] (0:12.02)	0:12.93 [1] (0:12.93)
Average Speed [km/h]	53.2	64.6	62.6	62.6	63.2	59.9	55.9
Top Speed [km/h]	65.1	65.1	63.8	63.9	63.9	61.9	57.7
Avg. Dist. to Rail [m]	3.7	0.3	2.8	3.6	1.8	1.9	4.2
Avg. Stride Freq. [Hz]	2.3	2.3	2.3	2.2	2.3	2.2	2.2
Avg. Stride Length [m]	7.4	7.8	7.6	7.7	7.7	7.4	7.1



- [ ] Ranking at each section and finish
- :-:- No data available at this section
- NA No data available

Horse/Jockey Name	KALBARRI/Jacob Opperman
Finish Rank	10
Fastest Section Time (Section)	0:11.33 (L1200)
Top Speed [km/h] (Section)	65.4 (L600)
Race State	Finished



Thomas Farms RC Murray Bridge SA - Professional

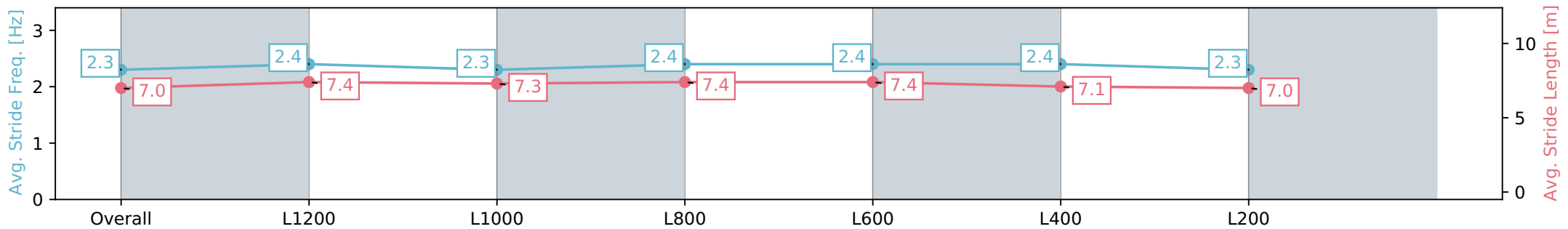
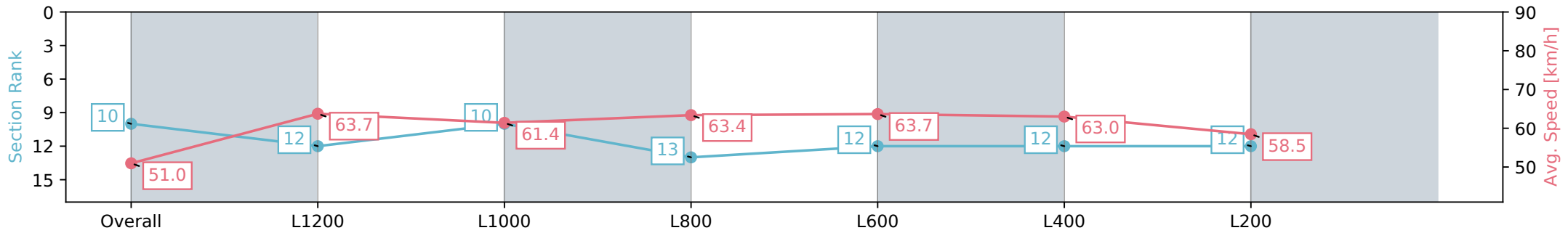
Race 2: Smedley Tyre Service Maiden Plate - 1400m

25 May 2024 - 11:34AM

Track Rating: Soft 5, Weather: Fine, Rail Position: True



Section	Overall	L1200	L1000	L800	L600	L400	L200
Section Times	1:24.68 [10] (0:14.16)	1:10.52 [12] (0:11.33)	0:59.19 [10] (0:12.01)	0:47.18 [13] (0:11.70)	0:35.48 [12] (0:11.68)	0:23.80 [12] (0:11.41)	0:12.39 [12] (0:12.39)
Average Speed [km/h]	51.0	63.7	61.4	63.4	63.7	63.0	58.5
Top Speed [km/h]	63.3	64.6	62.7	64.4	64.6	65.4	60.5
Avg. Dist. to Rail [m]	11.1	3.9	4.8	5.9	7.2	11.9	15.3
Avg. Stride Freq. [Hz]	2.3	2.4	2.3	2.4	2.4	2.4	2.3
Avg. Stride Length [m]	7.0	7.4	7.3	7.4	7.4	7.1	7.0



- [ ] Ranking at each section and finish
- :-:- No data available at this section
- NA No data available

Horse/Jockey Name	THE LAST FLASH/Margaret Collett
Finish Rank	11
Fastest Section Time (Section)	0:11.30 (L1200)
Top Speed [km/h] (Section)	64.8 (Overall)
Race State	Finished



Thomas Farms RC Murray Bridge SA - Professional

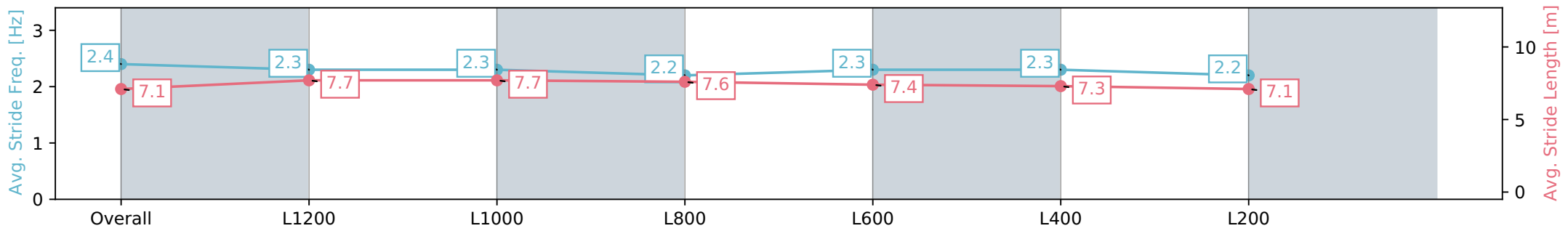
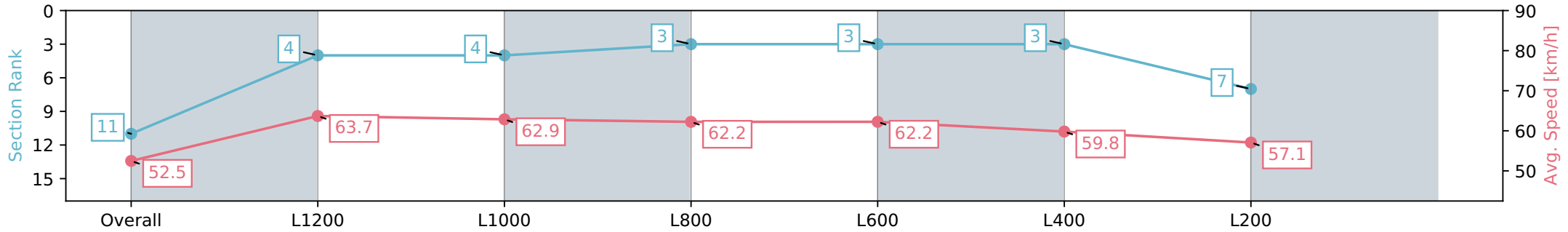
Race 2: Smedley Tyre Service Maiden Plate - 1400m

25 May 2024 - 11:34AM

Track Rating: Soft 5, Weather: Fine, Rail Position: True



Section	Overall	L1200	L1000	L800	L600	L400	L200
Section Times	1:24.74 [11] (0:13.75)	1:10.99 [4] (0:11.30)	0:59.69 [4] (0:11.48)	0:48.21 [3] (0:11.71)	0:36.50 [3] (0:11.77)	0:24.73 [3] (0:12.05)	0:12.68 [7] (0:12.68)
Average Speed [km/h]	52.5	63.7	62.9	62.2	62.2	59.8	57.1
Top Speed [km/h]	64.1	64.8	63.5	63.1	63.2	60.9	58.5
Avg. Dist. to Rail [m]	0.9	0.8	0.7	2.5	4.2	4.8	4.3
Avg. Stride Freq. [Hz]	2.4	2.3	2.3	2.2	2.3	2.3	2.2
Avg. Stride Length [m]	7.1	7.7	7.7	7.6	7.4	7.3	7.1



- [ ] Ranking at each section and finish
- :-:- No data available at this section
- NA No data available

Horse/Jockey Name	SUPER INTELLIGENT/Todd Pannell
Finish Rank	12
Fastest Section Time (Section)	0:11.14 (L1200)
Top Speed [km/h] (Section)	65.6 (Overall)
Race State	Finished



Thomas Farms RC Murray Bridge SA - Professional

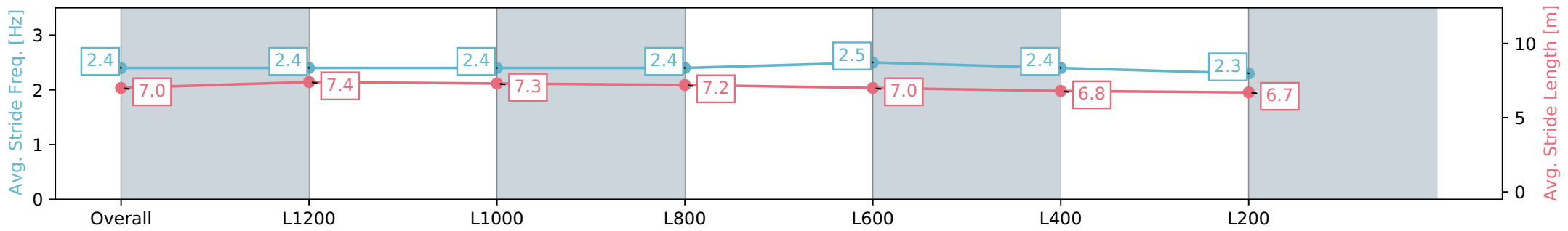
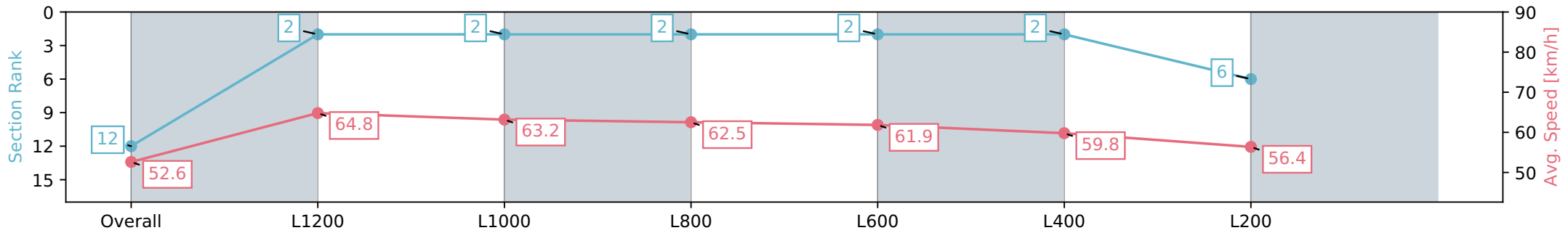
Race 2: Smedley Tyre Service Maiden Plate - 1400m

25 May 2024 - 11:34AM

Track Rating: Soft 5, Weather: Fine, Rail Position: True



Section	Overall	L1200	L1000	L800	L600	L400	L200
Section Times	1:24.85 [12] (0:13.70)	1:11.15 [2] (0:11.14)	1:00.01 [2] (0:11.60)	0:48.41 [2] (0:11.75)	0:36.66 [2] (0:11.79)	0:24.87 [2] (0:12.03)	0:12.84 [6] (0:12.84)
Average Speed [km/h]	52.6	64.8	63.2	62.5	61.9	59.8	56.4
Top Speed [km/h]	65.6	65.5	64.2	63.4	63.4	61.1	59.1
Avg. Dist. to Rail [m]	5.7	2.5	3.6	3.8	3.1	5.7	6.6
Avg. Stride Freq. [Hz]	2.4	2.4	2.4	2.4	2.5	2.4	2.3
Avg. Stride Length [m]	7.0	7.4	7.3	7.2	7.0	6.8	6.7



Report Created: Sat 25 May 2024 12:26:31 GMT+10 (Note: Timing is based on positional data)

- [ ] Ranking at each section and finish
- :-:- No data available at this section
- NA No data available



Horse/Jockey Name	OCHEROUS/Caitlin Jones
Finish Rank	13
Fastest Section Time (Section)	0:11.35 (L1200)
Top Speed [km/h] (Section)	64.9 (Overall)
Race State	Finished



Thomas Farms RC Murray Bridge SA - Professional

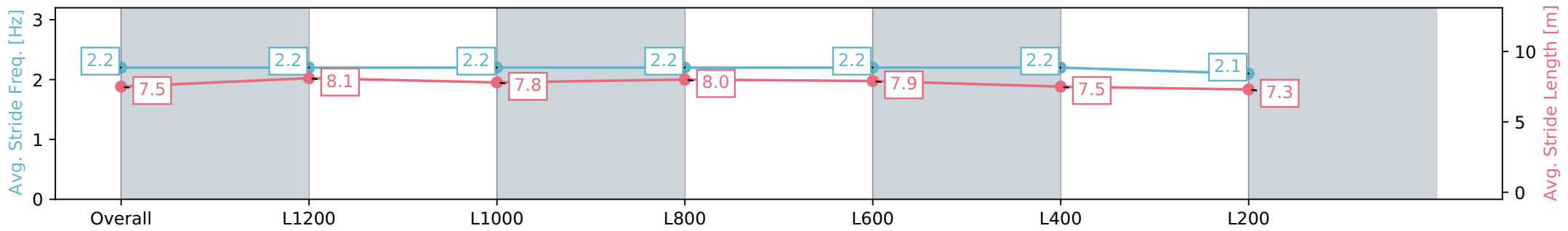
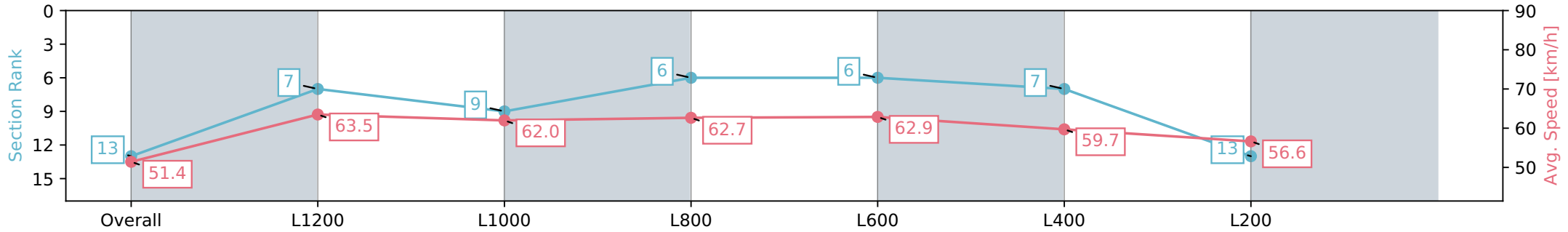
Race 2: Smedley Tyre Service Maiden Plate - 1400m

25 May 2024 - 11:34AM

Track Rating: Soft 5, Weather: Fine, Rail Position: True



Section	Overall	L1200	L1000	L800	L600	L400	L200
Section Times	1:25.25 [13] (0:13.99)	1:11.26 [7] (0:11.35)	0:59.91 [9] (0:11.74)	0:48.17 [6] (0:11.71)	0:36.46 [6] (0:11.59)	0:24.87 [7] (0:12.07)	0:12.80 [13] (0:12.80)
Average Speed [km/h]	51.4	63.5	62.0	62.7	62.9	59.7	56.6
Top Speed [km/h]	64.9	64.8	63.6	63.2	63.7	61.6	57.7
Avg. Dist. to Rail [m]	0.3	0.6	2.1	3.9	2.9	3.4	4.8
Avg. Stride Freq. [Hz]	2.2	2.2	2.2	2.2	2.2	2.2	2.1
Avg. Stride Length [m]	7.5	8.1	7.8	8.0	7.9	7.5	7.3



Report Created: Sat 25 May 2024 12:26:34 GMT+10 (Note: Timing is based on positional data)

- [ ] Ranking at each section and finish
- :-:- No data available at this section
- NA No data available

Horse/Jockey Name	GRANDE FORZA/Dom Tourneur
Finish Rank	14
Fastest Section Time (Section)	0:11.39 (L1200)
Top Speed [km/h] (Section)	64.2 (Overall)
Race State	Finished



Thomas Farms RC Murray Bridge SA - Professional

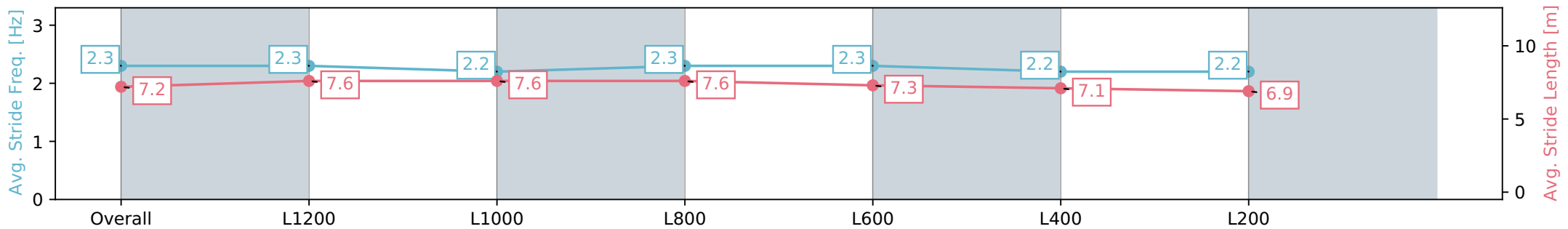
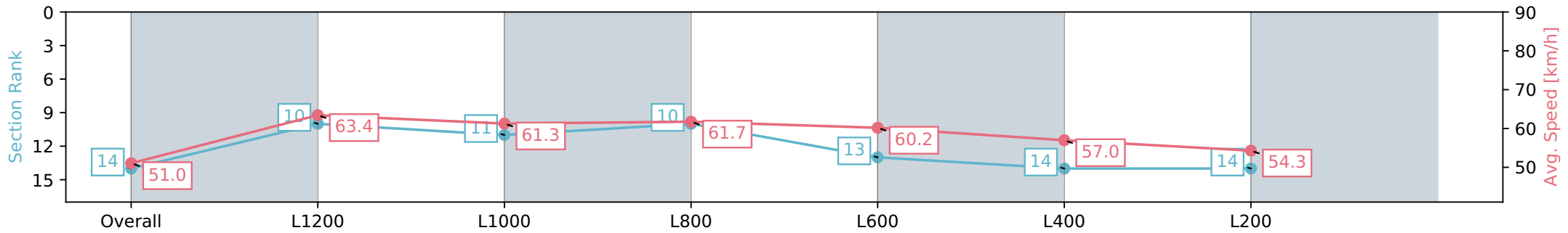
Race 2: Smedley Tyre Service Maiden Plate - 1400m

25 May 2024 - 11:34AM

Track Rating: Soft 5, Weather: Fine, Rail Position: True



Section	Overall	L1200	L1000	L800	L600	L400	L200
Section Times	1:27.77 [14] (0:14.11)	1:13.66 [10] (0:11.39)	1:02.27 [11] (0:11.95)	0:50.32 [10] (0:11.97)	0:38.35 [13] (0:12.40)	0:25.95 [14] (0:12.62)	0:13.33 [14] (0:13.33)
Average Speed [km/h]	51.0	63.4	61.3	61.7	60.2	57.0	54.3
Top Speed [km/h]	63.3	64.2	61.9	62.5	62.2	57.9	57.2
Avg. Dist. to Rail [m]	8.7	3.0	3.3	5.2	7.8	5.2	4.5
Avg. Stride Freq. [Hz]	2.3	2.3	2.2	2.3	2.3	2.2	2.2
Avg. Stride Length [m]	7.2	7.6	7.6	7.6	7.3	7.1	6.9



- [ ] Ranking at each section and finish
- :-:- No data available at this section
- NA No data available