



RACINGSA

Thomas Farms RC Murray Bridge SA

Race 1: Spry Civil Constructions Handicap - 1000m

25 May 2024 - 11:01AM

Track Rating: Soft 5, Weather: Fine, Rail Position: True



Murray Bridge
Racing Club

| Section Field Times | | | | | | | Overall | L800 | L600 | L400 | L200 | | |
|---------------------|----|---|---------|------------------|--------------------|------------|----------------------|---------------------------|---------------------------|---------------------------|---------------------------|---------|------------------------------------|
| | | | | | | | 0:57.43 (0:13.23) | 0:44.20 (0:10.46) | 0:33.74 (0:11.07) | 0:22.67 (0:11.22) | 0:11.45 (0:11.45) | | |
| Position | # | Horse/Jockey | Barrier | Top Speed [km/h] | Fastest Section | First 400m | | | | | | Margin | Distance Travelled From Winner [m] |
| 1 | 9 | SNORE ROOM Todd Pannell | 7 | 70.3 1000-800 | 0:10.46 800-600 | 0:24.06 | 0:57.43 (0:13.60) | 0:43.83 [7] (0:10.46) | 0:33.37 [6] (0:11.10) | 0:22.27 [5] (0:10.95) | 0:11.32 [3] (0:11.32) | 0:57.43 | |
| 2 | 3 | BAY OF PORTLAND Margaret Collett | 2 | 71.4 1000-800 | 0:10.35 800-600 | 0:23.69 | 0:57.59 (0:13.34) | 0:44.25 [3] (0:10.35) | 0:33.90 [2] (0:11.10) | 0:22.80 [2] (0:11.21) | 0:11.59 [2] (0:11.59) | 1.0L | -1 |
| 3 | 2 | ALL TOO TRUE Jason Holder | 1 | 71.3 1000-800 | 0:10.42 800-600 | 0:23.68 | 0:57.99 (0:13.26) | 0:44.73 [2] (0:10.42) | 0:34.31 [1] (0:11.08) | 0:23.23 [1] (0:11.21) | 0:12.02 [1] (0:12.02) | 3.5L | -2 |
| 4 | 1 | COLMAR Alana Livesey | 11 | 69.8 1000-800 | 0:10.59 800-600 | 0:24.16 | 0:58.06 (0:13.56) | 0:44.49 [6] (0:10.59) | 0:33.90 [7] (0:11.04) | 0:22.86 [6] (0:11.04) | 0:11.82 [4] (0:11.82) | 3.9L | +3 |
| 5 | 12 | TEARDROP ROTATION Felicity Atkinson | 12 | 70.0 1000-800 | 0:10.64 800-600 | 0:24.27 | 0:58.10 (0:13.63) | 0:44.47 [8] (0:10.64) | 0:33.83 [8] (0:11.09) | 0:22.74 [9] (0:11.13) | 0:11.61 [7] (0:11.61) | 4.2L | +5 |
| 6 | 6 | MYSTICAL WISDOM Jake Toeroek | 8 | 70.4 1000-800 | 0:10.48 800-600 | 0:24.40 | 0:58.17 (0:13.92) | 0:44.25 [9] (0:10.48) | 0:33.77 [10] (0:11.06) | 0:22.71 [10] (0:11.01) | 0:11.70 [6] (0:11.70) | 4.6L | +1 |
| 7 | 8 | TERRITORIAN Kayla Crowther | 6 | 70.3 1000-800 | 0:10.57 800-600 | 0:24.03 | 0:58.45 (0:13.45) | 0:45.00 [4] (0:10.57) | 0:34.42 [5] (0:11.21) | 0:23.21 [7] (0:11.28) | 0:11.92 [9] (0:11.92) | 6.4L | +2 |
| 8 | 5 | FUTURE COMMAND Teagan Voorham | 3 | 71.7 1000-800 | 0:10.36 800-600 | 0:24.35 | 0:58.74 (0:13.99) | 0:44.75 [10] (0:10.36) | 0:34.39 [9] (0:10.96) | 0:23.43 [8] (0:11.47) | 0:11.96 [10] (0:11.96) | 8.2L | -2 |
| 9 | 4 | FUSSY AS Callan Murray | 9 | 70.3 1000-800 | 0:10.55 800-600 | 0:23.77 | 0:58.77 (0:13.22) | 0:45.55 [1] (0:10.55) | 0:35.00 [3] (0:11.26) | 0:23.74 [3] (0:11.42) | 0:12.32 [5] (0:12.32) | 8.3L | +1 |
| 10 | 10 | REIGNING STAR Dom Tourneur | 5 | 71.2 1000-800 | 0:10.35 800-600 | 0:23.85 | 0:58.87 (0:13.50) | 0:45.37 [5] (0:10.35) | 0:35.02 [4] (0:11.19) | 0:23.83 [4] (0:11.47) | 0:12.36 [8] (0:12.36) | 9.0L | -3 |

Scratched: See Ya Later Baby (#7), Royal Majesty (#11)

Report Created: Sat 25 May 2024 11:56:27 GMT+10 (Note: Timing is based on positional data)

- [] Position in running at each section and finish
- # Saddle cloth number
- :-:- No data available at this section
- DNF Did not finish
- NA No data available
- DNT Did not track
- █ Background shading for fastest section

| | |
|--------------------------------|-------------------------|
| Horse/Jockey Name | SNORE ROOM/Todd Pannell |
| Finish Rank | 1 |
| Fastest Section Time (Section) | 0:10.46 (L800) |
| Top Speed [km/h] (Section) | 70.3 (Overall) |
| Race State | Finished |



Thomas Farms RC Murray Bridge SA - Professional

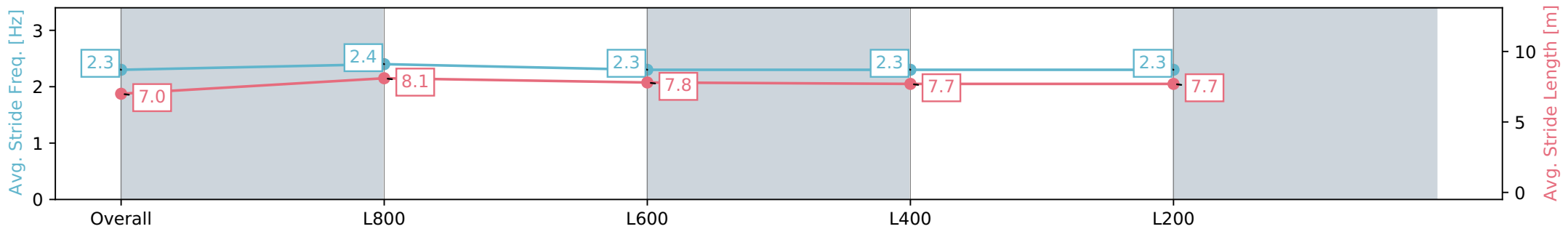
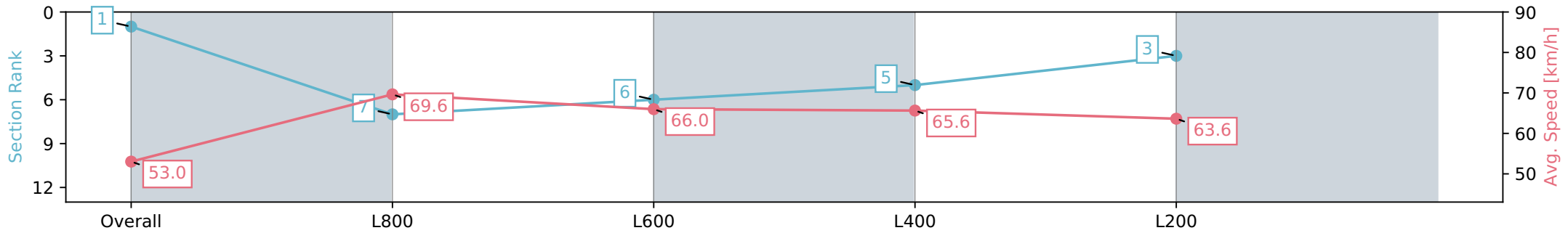
Race 1: Spry Civil Constructions Handicap - 1000m

25 May 2024 - 11:01AM

Track Rating: Soft 5, Weather: Fine, Rail Position: True



| Section | Overall | L800 | L600 | L400 | L200 |
|------------------------|--------------------------|--------------------------|--------------------------|--------------------------|--------------------------|
| Section Times | 0:57.43 [1] (0:13.60) | 0:43.83 [7] (0:10.46) | 0:33.37 [6] (0:11.10) | 0:22.27 [5] (0:10.95) | 0:11.32 [3] (0:11.32) |
| Average Speed [km/h] | 53.0 | 69.6 | 66.0 | 65.6 | 63.6 |
| Top Speed [km/h] | 69.6 | 70.3 | 68.5 | 66.8 | 65.2 |
| Avg. Dist. to Rail [m] | 5.2 | 4.3 | 3.7 | 6.4 | 7.5 |
| Avg. Stride Freq. [Hz] | 2.3 | 2.4 | 2.3 | 2.3 | 2.3 |
| Avg. Stride Length [m] | 7.0 | 8.1 | 7.8 | 7.7 | 7.7 |



- [] Ranking at each section and finish
- :-:- No data available at this section
- NA No data available

| | |
|--------------------------------|----------------------------------|
| Horse/Jockey Name | BAY OF PORTLAND/Margaret Collett |
| Finish Rank | 2 |
| Fastest Section Time (Section) | 0:10.35 (L800) |
| Top Speed [km/h] (Section) | 71.4 (Overall) |
| Race State | Finished |



Thomas Farms RC Murray Bridge SA - Professional

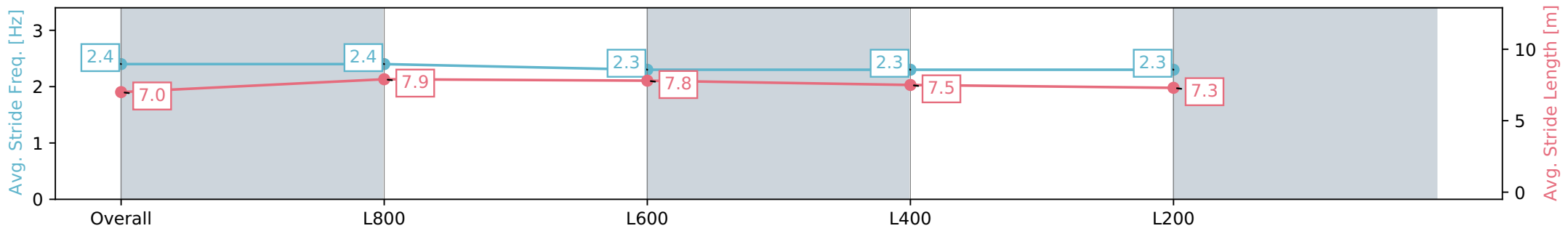
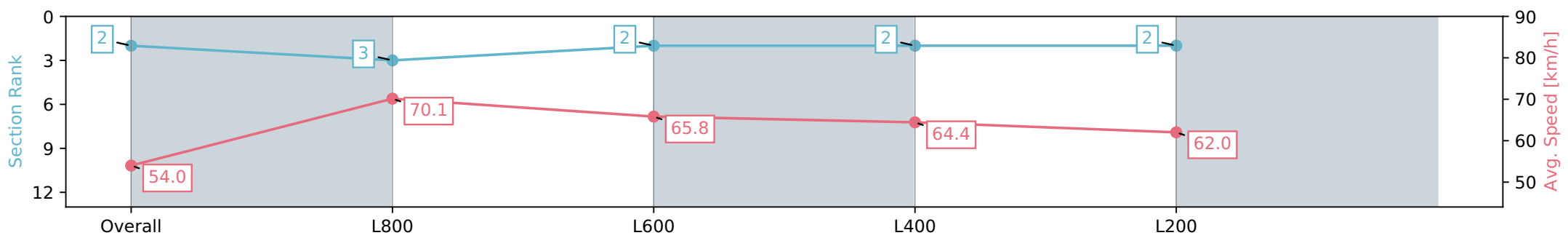
Race 1: Spry Civil Constructions Handicap - 1000m

25 May 2024 - 11:01AM

Track Rating: Soft 5, Weather: Fine, Rail Position: True



| Section | Overall | L800 | L600 | L400 | L200 |
|------------------------|--------------------------|--------------------------|--------------------------|--------------------------|--------------------------|
| Section Times | 0:57.59 [2] (0:13.34) | 0:44.25 [3] (0:10.35) | 0:33.90 [2] (0:11.10) | 0:22.80 [2] (0:11.21) | 0:11.59 [2] (0:11.59) |
| Average Speed [km/h] | 54.0 | 70.1 | 65.8 | 64.4 | 62.0 |
| Top Speed [km/h] | 70.7 | 71.4 | 66.8 | 65.6 | 64.2 |
| Avg. Dist. to Rail [m] | 2.5 | 3.5 | 3.7 | 6.0 | 6.5 |
| Avg. Stride Freq. [Hz] | 2.4 | 2.4 | 2.3 | 2.3 | 2.3 |
| Avg. Stride Length [m] | 7.0 | 7.9 | 7.8 | 7.5 | 7.3 |



- [] Ranking at each section and finish
- :-:- No data available at this section
- NA No data available

| | |
|--------------------------------|---------------------------|
| Horse/Jockey Name | ALL TOO TRUE/Jason Holder |
| Finish Rank | 3 |
| Fastest Section Time (Section) | 0:10.42 (L800) |
| Top Speed [km/h] (Section) | 71.3 (Overall) |
| Race State | Finished |



Thomas Farms RC Murray Bridge SA - Professional

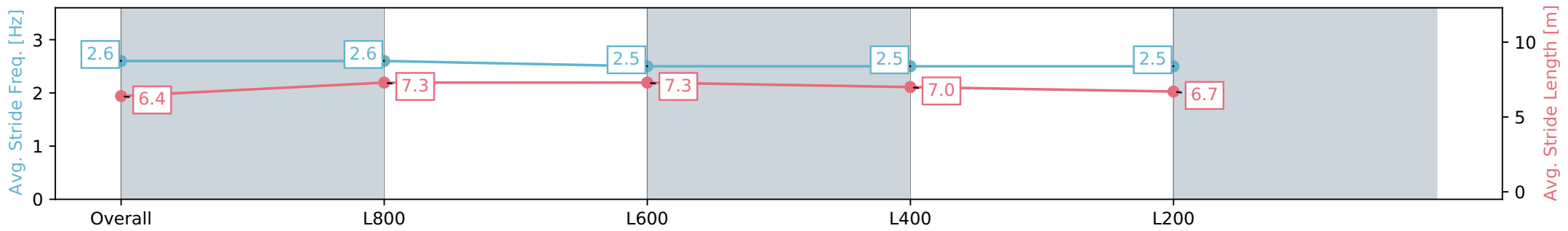
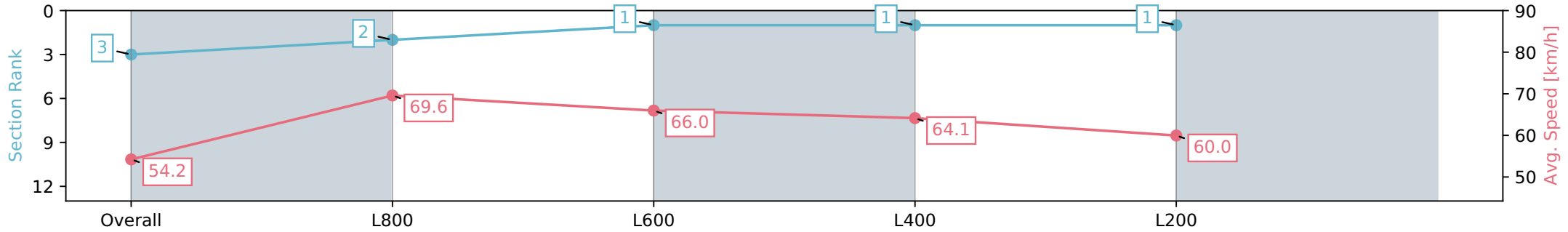
Race 1: Spry Civil Constructions Handicap - 1000m

25 May 2024 - 11:01AM

Track Rating: Soft 5, Weather: Fine, Rail Position: True



| Section | Overall | L800 | L600 | L400 | L200 |
|------------------------|--------------------------|--------------------------|--------------------------|--------------------------|--------------------------|
| Section Times | 0:57.99 [3] (0:13.26) | 0:44.73 [2] (0:10.42) | 0:34.31 [1] (0:11.08) | 0:23.23 [1] (0:11.21) | 0:12.02 [1] (0:12.02) |
| Average Speed [km/h] | 54.2 | 69.6 | 66.0 | 64.1 | 60.0 |
| Top Speed [km/h] | 70.2 | 71.3 | 66.7 | 65.8 | 61.9 |
| Avg. Dist. to Rail [m] | 0.5 | 2.1 | 3.4 | 6.6 | 5.9 |
| Avg. Stride Freq. [Hz] | 2.6 | 2.6 | 2.5 | 2.5 | 2.5 |
| Avg. Stride Length [m] | 6.4 | 7.3 | 7.3 | 7.0 | 6.7 |



Report Created: Sat 25 May 2024 11:56:34 GMT+10 (Note: Timing is based on positional data)

- [] Ranking at each section and finish
- :-:- No data available at this section
- NA No data available

| | |
|--------------------------------|----------------------|
| Horse/Jockey Name | COLMAR/Alana Livesey |
| Finish Rank | 4 |
| Fastest Section Time (Section) | 0:10.59 (L800) |
| Top Speed [km/h] (Section) | 69.8 (Overall) |
| Race State | Finished |



Thomas Farms RC Murray Bridge SA - Professional

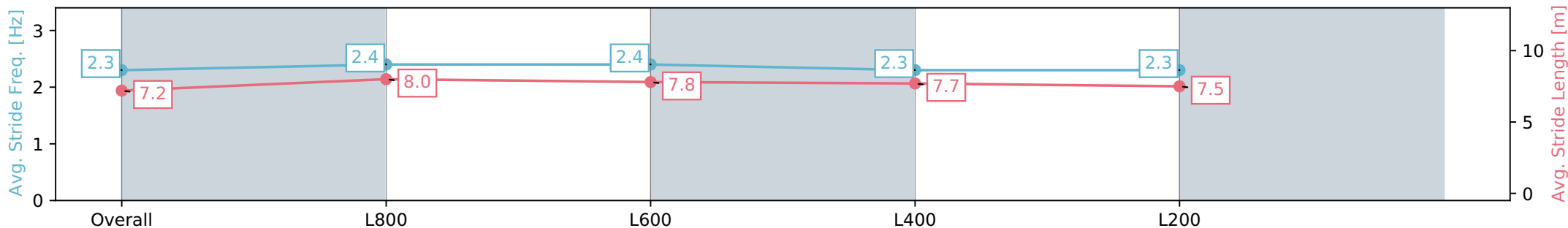
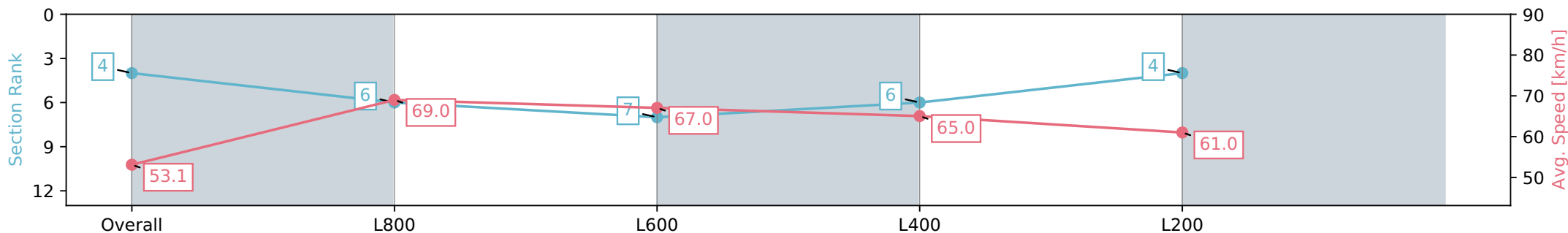
Race 1: Spry Civil Constructions Handicap - 1000m

25 May 2024 - 11:01AM

Track Rating: Soft 5, Weather: Fine, Rail Position: True



| Section | Overall | L800 | L600 | L400 | L200 |
|------------------------|--------------------------|--------------------------|--------------------------|--------------------------|--------------------------|
| Section Times | 0:58.06 [4] (0:13.56) | 0:44.49 [6] (0:10.59) | 0:33.90 [7] (0:11.04) | 0:22.86 [6] (0:11.04) | 0:11.82 [4] (0:11.82) |
| Average Speed [km/h] | 53.1 | 69.0 | 67.0 | 65.0 | 61.0 |
| Top Speed [km/h] | 68.6 | 69.8 | 68.6 | 66.9 | 63.3 |
| Avg. Dist. to Rail [m] | 6.7 | 5.1 | 6.4 | 9.6 | 9.7 |
| Avg. Stride Freq. [Hz] | 2.3 | 2.4 | 2.4 | 2.3 | 2.3 |
| Avg. Stride Length [m] | 7.2 | 8.0 | 7.8 | 7.7 | 7.5 |



- [] Ranking at each section and finish
- :-:- No data available at this section
- NA No data available

| | |
|--------------------------------|-------------------------------------|
| Horse/Jockey Name | TEARDROP ROTATION/Felicity Atkinson |
| Finish Rank | 5 |
| Fastest Section Time (Section) | 0:10.64 (L800) |
| Top Speed [km/h] (Section) | 70.0 (Overall) |
| Race State | Finished |



Thomas Farms RC Murray Bridge SA - Professional

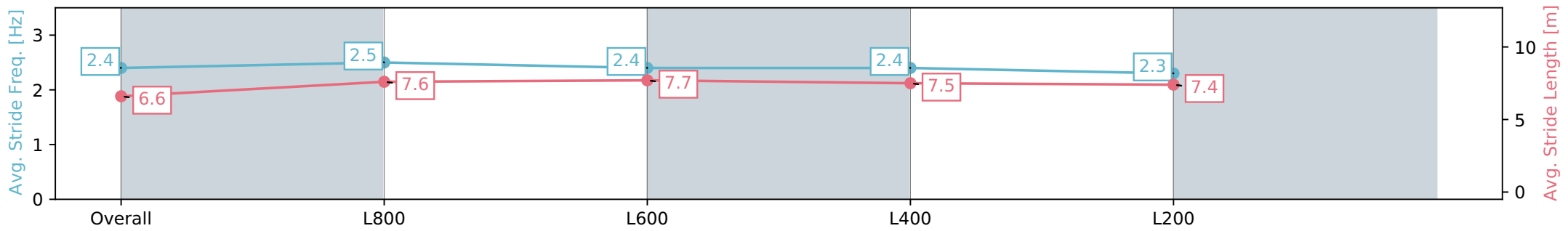
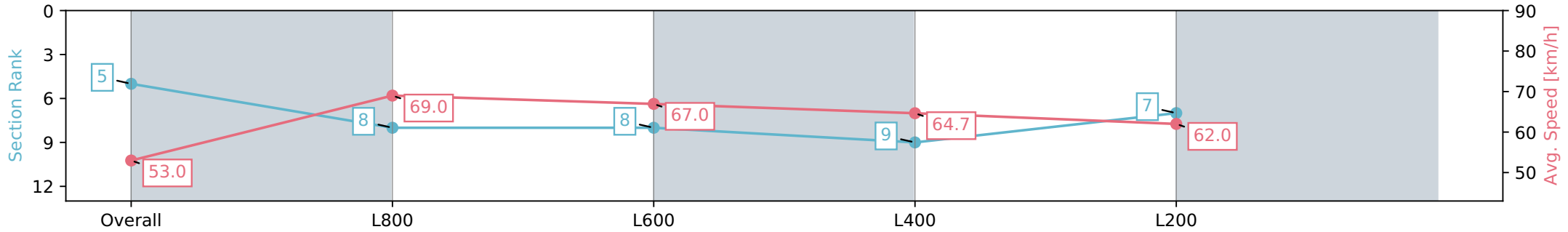
Race 1: Spry Civil Constructions Handicap - 1000m

25 May 2024 - 11:01AM

Track Rating: Soft 5, Weather: Fine, Rail Position: True



| Section | Overall | L800 | L600 | L400 | L200 |
|------------------------|--------------------------|--------------------------|--------------------------|--------------------------|--------------------------|
| Section Times | 0:58.10 [5] (0:13.63) | 0:44.47 [8] (0:10.64) | 0:33.83 [8] (0:11.09) | 0:22.74 [9] (0:11.13) | 0:11.61 [7] (0:11.61) |
| Average Speed [km/h] | 53.0 | 69.0 | 67.0 | 64.7 | 62.0 |
| Top Speed [km/h] | 69.4 | 70.0 | 68.5 | 66.3 | 64.4 |
| Avg. Dist. to Rail [m] | 8.1 | 7.3 | 7.1 | 10.2 | 10.1 |
| Avg. Stride Freq. [Hz] | 2.4 | 2.5 | 2.4 | 2.4 | 2.3 |
| Avg. Stride Length [m] | 6.6 | 7.6 | 7.7 | 7.5 | 7.4 |



- [] Ranking at each section and finish
- :-:- No data available at this section
- NA No data available

| | |
|--------------------------------|------------------------------|
| Horse/Jockey Name | MYSTICAL WISDOM/Jake Toeroek |
| Finish Rank | 6 |
| Fastest Section Time (Section) | 0:10.48 (L800) |
| Top Speed [km/h] (Section) | 70.4 (Overall) |
| Race State | Finished |



Thomas Farms RC Murray Bridge SA - Professional

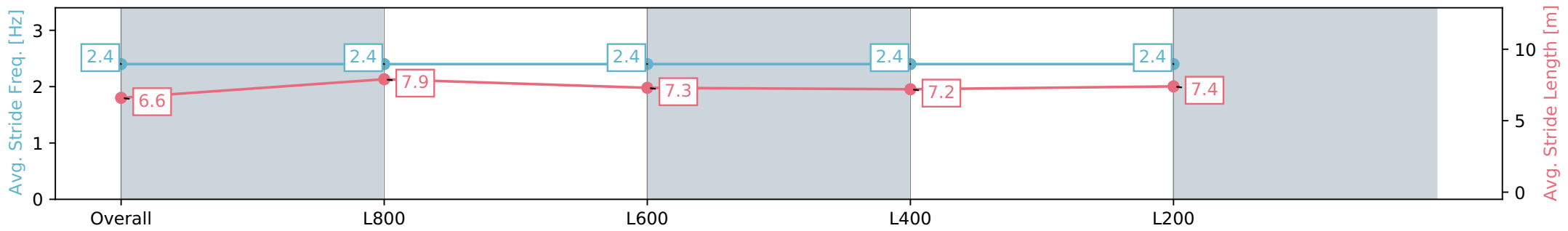
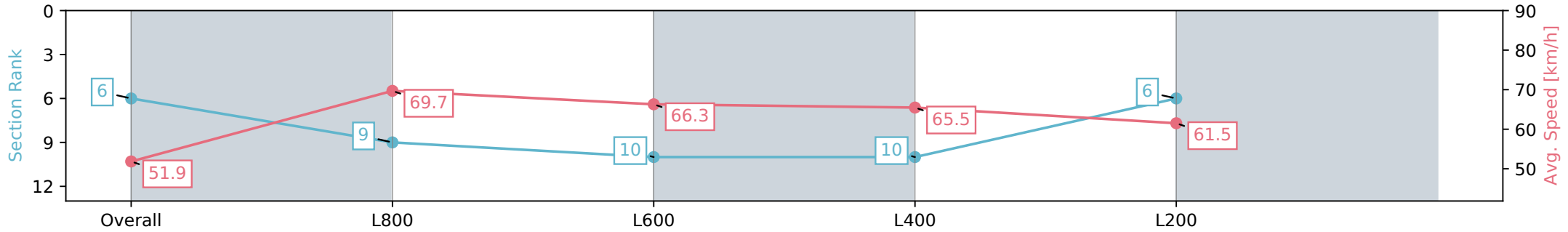
Race 1: Spry Civil Constructions Handicap - 1000m

25 May 2024 - 11:01AM

Track Rating: Soft 5, Weather: Fine, Rail Position: True



| Section | Overall | L800 | L600 | L400 | L200 |
|------------------------|--------------------------|--------------------------|---------------------------|---------------------------|--------------------------|
| Section Times | 0:58.17 [6] (0:13.92) | 0:44.25 [9] (0:10.48) | 0:33.77 [10] (0:11.06) | 0:22.71 [10] (0:11.01) | 0:11.70 [6] (0:11.70) |
| Average Speed [km/h] | 51.9 | 69.7 | 66.3 | 65.5 | 61.5 |
| Top Speed [km/h] | 68.0 | 70.4 | 69.5 | 66.6 | 64.0 |
| Avg. Dist. to Rail [m] | 5.0 | 5.0 | 4.5 | 6.7 | 7.1 |
| Avg. Stride Freq. [Hz] | 2.4 | 2.4 | 2.4 | 2.4 | 2.4 |
| Avg. Stride Length [m] | 6.6 | 7.9 | 7.3 | 7.2 | 7.4 |



- [] Ranking at each section and finish
- :-:- No data available at this section
- NA No data available

| | |
|--------------------------------|----------------------------|
| Horse/Jockey Name | TERRITORIAN/Kayla Crowther |
| Finish Rank | 7 |
| Fastest Section Time (Section) | 0:10.57 (L800) |
| Top Speed [km/h] (Section) | 70.3 (Overall) |
| Race State | Finished |



Thomas Farms RC Murray Bridge SA - Professional

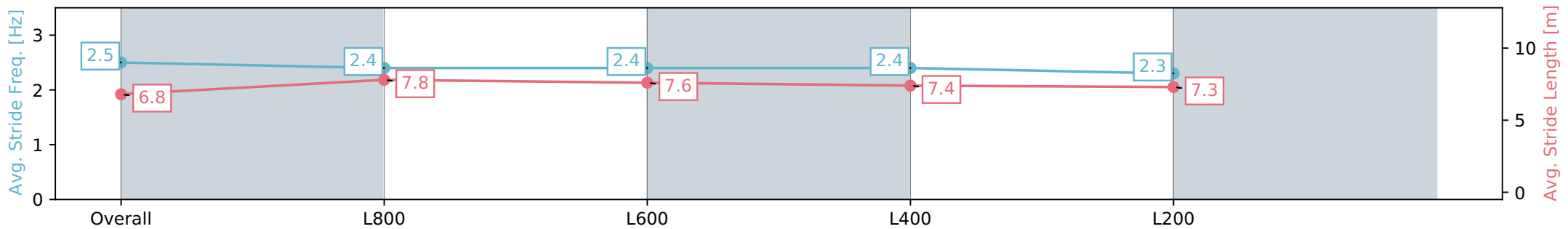
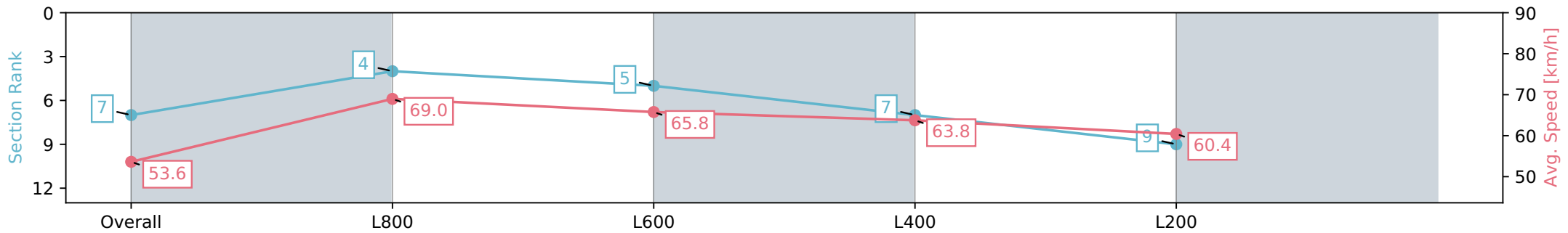
Race 1: Spry Civil Constructions Handicap - 1000m

25 May 2024 - 11:01AM

Track Rating: Soft 5, Weather: Fine, Rail Position: True



| Section | Overall | L800 | L600 | L400 | L200 |
|------------------------|--------------------------|--------------------------|--------------------------|--------------------------|--------------------------|
| Section Times | 0:58.45 [7] (0:13.45) | 0:45.00 [4] (0:10.57) | 0:34.42 [5] (0:11.21) | 0:23.21 [7] (0:11.28) | 0:11.92 [9] (0:11.92) |
| Average Speed [km/h] | 53.6 | 69.0 | 65.8 | 63.8 | 60.4 |
| Top Speed [km/h] | 68.1 | 70.3 | 67.6 | 65.6 | 63.9 |
| Avg. Dist. to Rail [m] | 3.6 | 4.8 | 5.3 | 8.5 | 8.7 |
| Avg. Stride Freq. [Hz] | 2.5 | 2.4 | 2.4 | 2.4 | 2.3 |
| Avg. Stride Length [m] | 6.8 | 7.8 | 7.6 | 7.4 | 7.3 |



- [] Ranking at each section and finish
- :-:- No data available at this section
- NA No data available

| | |
|--------------------------------|-------------------------------|
| Horse/Jockey Name | FUTURE COMMAND/Teagan Voorham |
| Finish Rank | 8 |
| Fastest Section Time (Section) | 0:10.36 (L800) |
| Top Speed [km/h] (Section) | 71.7 (Overall) |
| Race State | Finished |



Thomas Farms RC Murray Bridge SA - Professional

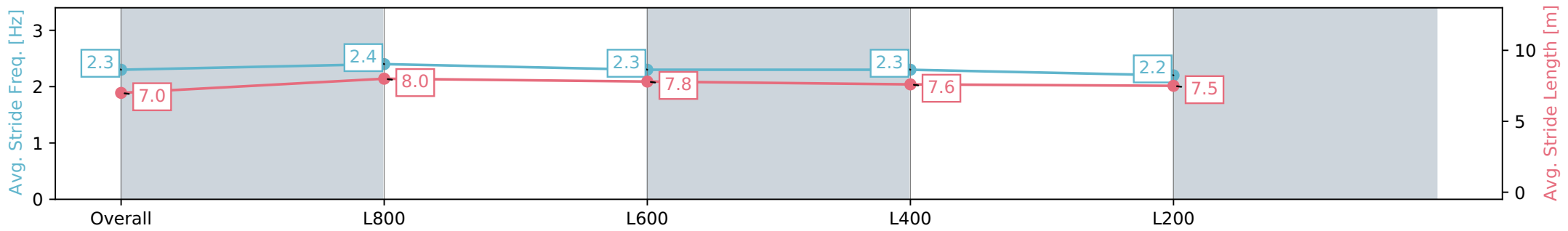
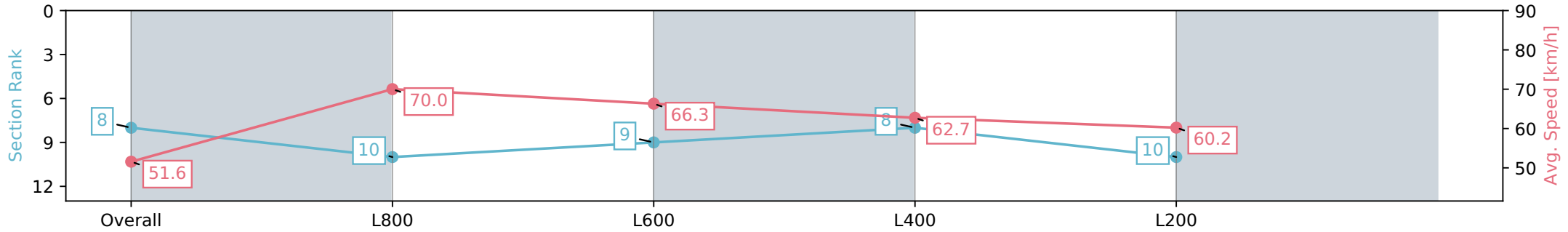
Race 1: Spry Civil Constructions Handicap - 1000m

25 May 2024 - 11:01AM

Track Rating: Soft 5, Weather: Fine, Rail Position: True



| Section | Overall | L800 | L600 | L400 | L200 |
|------------------------|--------------------------|---------------------------|--------------------------|--------------------------|---------------------------|
| Section Times | 0:58.74 [8] (0:13.99) | 0:44.75 [10] (0:10.36) | 0:34.39 [9] (0:10.96) | 0:23.43 [8] (0:11.47) | 0:11.96 [10] (0:11.96) |
| Average Speed [km/h] | 51.6 | 70.0 | 66.3 | 62.7 | 60.2 |
| Top Speed [km/h] | 68.6 | 71.7 | 69.1 | 63.9 | 61.6 |
| Avg. Dist. to Rail [m] | 2.0 | 2.8 | 2.9 | 5.1 | 5.0 |
| Avg. Stride Freq. [Hz] | 2.3 | 2.4 | 2.3 | 2.3 | 2.2 |
| Avg. Stride Length [m] | 7.0 | 8.0 | 7.8 | 7.6 | 7.5 |



- [] Ranking at each section and finish
- :-:- No data available at this section
- NA No data available

| | |
|--------------------------------|------------------------|
| Horse/Jockey Name | FUSSY AS/Callan Murray |
| Finish Rank | 9 |
| Fastest Section Time (Section) | 0:10.55 (L800) |
| Top Speed [km/h] (Section) | 70.3 (Overall) |
| Race State | Finished |



Thomas Farms RC Murray Bridge SA - Professional

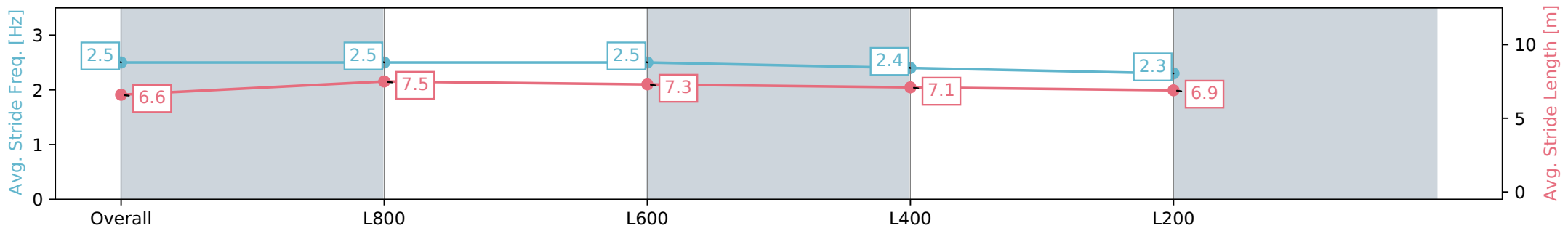
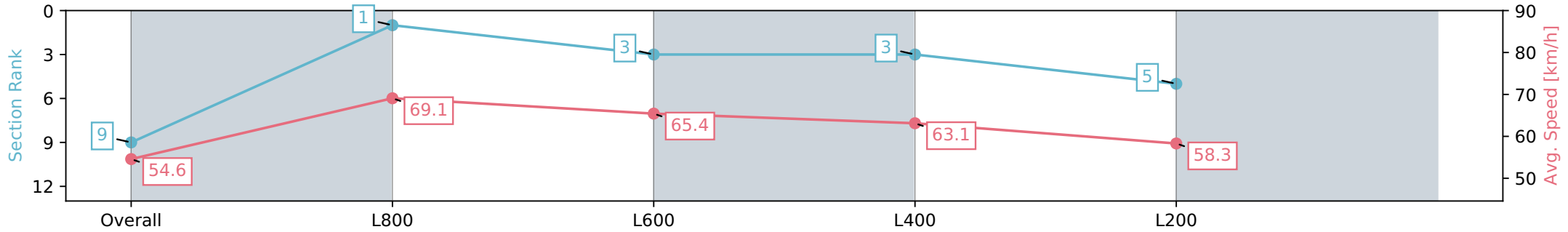
Race 1: Spry Civil Constructions Handicap - 1000m

25 May 2024 - 11:01AM

Track Rating: Soft 5, Weather: Fine, Rail Position: True



| Section | Overall | L800 | L600 | L400 | L200 |
|------------------------|--------------------------|--------------------------|--------------------------|--------------------------|--------------------------|
| Section Times | 0:58.77 [9] (0:13.22) | 0:45.55 [1] (0:10.55) | 0:35.00 [3] (0:11.26) | 0:23.74 [3] (0:11.42) | 0:12.32 [5] (0:12.32) |
| Average Speed [km/h] | 54.6 | 69.1 | 65.4 | 63.1 | 58.3 |
| Top Speed [km/h] | 70.3 | 70.3 | 67.3 | 65.6 | 61.3 |
| Avg. Dist. to Rail [m] | 5.8 | 4.9 | 5.5 | 8.9 | 7.9 |
| Avg. Stride Freq. [Hz] | 2.5 | 2.5 | 2.5 | 2.4 | 2.3 |
| Avg. Stride Length [m] | 6.6 | 7.5 | 7.3 | 7.1 | 6.9 |



[] Ranking at each section and finish
 -:-:- No data available at this section
 NA No data available

| | |
|--------------------------------|----------------------------|
| Horse/Jockey Name | REIGNING STAR/Dom Tourneur |
| Finish Rank | 10 |
| Fastest Section Time (Section) | 0:10.35 (L800) |
| Top Speed [km/h] (Section) | 71.2 (Overall) |
| Race State | Finished |



Thomas Farms RC Murray Bridge SA - Professional

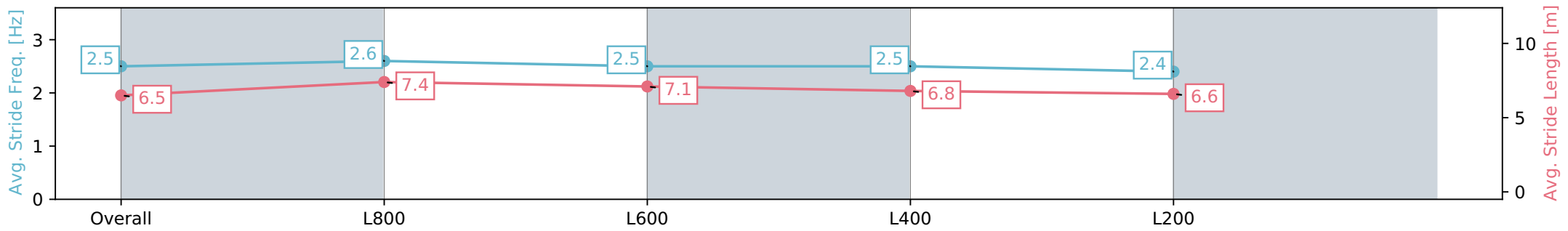
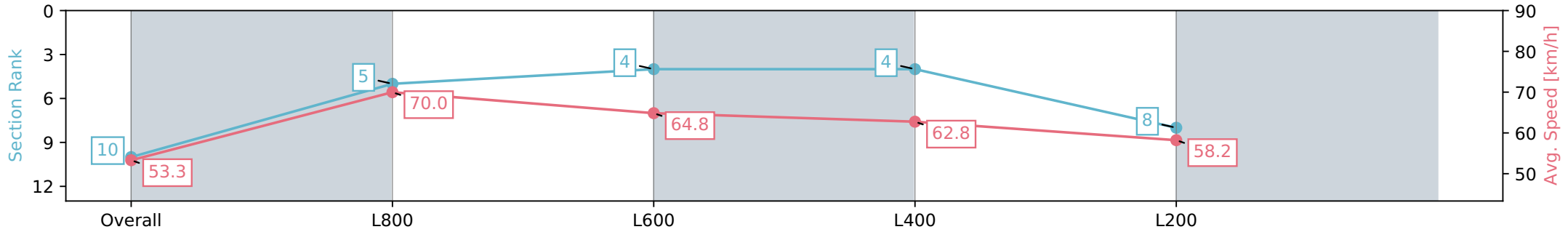
Race 1: Spry Civil Constructions Handicap - 1000m

25 May 2024 - 11:01AM

Track Rating: Soft 5, Weather: Fine, Rail Position: True



| Section | Overall | L800 | L600 | L400 | L200 |
|------------------------|---------------------------|--------------------------|--------------------------|--------------------------|--------------------------|
| Section Times | 0:58.87 [10] (0:13.50) | 0:45.37 [5] (0:10.35) | 0:35.02 [4] (0:11.19) | 0:23.83 [4] (0:11.47) | 0:12.36 [8] (0:12.36) |
| Average Speed [km/h] | 53.3 | 70.0 | 64.8 | 62.8 | 58.2 |
| Top Speed [km/h] | 69.8 | 71.2 | 66.6 | 64.2 | 60.6 |
| Avg. Dist. to Rail [m] | 2.9 | 1.8 | 1.9 | 5.0 | 5.9 |
| Avg. Stride Freq. [Hz] | 2.5 | 2.6 | 2.5 | 2.5 | 2.4 |
| Avg. Stride Length [m] | 6.5 | 7.4 | 7.1 | 6.8 | 6.6 |



- [] Ranking at each section and finish
- :-:- No data available at this section
- NA No data available