



RACINGSA

Thomas Farms RC Murray Bridge SA

Race 7: Sportsbet Bet With Mates Benchmark 56 Handicap - 1800m

15 May 2024 - 4:16PM

Track Rating: Soft 5, Weather: Overcast, Rail Position: +7m Entire



Murray Bridge
Racing Club

Section Field Times							Overall	L1600	L1400	L1200	L1000	L800		
							1:51.28 (0:15.01)	1:36.27 (0:11.28)	1:24.99 (0:11.63)	1:13.36 (0:12.24)	1:01.12 (0:12.63)	0:48.49 (0:12.31)		
Position	#	Horse/Jockey	Barrier	Top Speed [km/h]	Fastest Section	First 400m							Distance Travelled From Winner [m]	
1	3	A TOUCH FROSTY Margaret Collett	12	63.9 600-400	0:11.41 400-200	0:27.30	1:51.28 (0:15.66)	1:35.62 [8] (0:11.64)	1:23.98 [9] (0:11.94)	1:12.04 [9] (0:12.11)	0:59.93 [9] (0:12.33)	0:47.60 [10] (0:12.26)		
2	1	FOX GEM Kayla Crowther	7	64.5 600-400	0:11.40 400-200	0:27.56	1:51.45 (0:15.96)	1:35.49 [13] (0:11.61)	1:23.88 [11] (0:11.89)	1:11.99 [12] (0:12.21)	0:59.78 [12] (0:12.28)	0:47.49 [13] (0:12.16)	+1	
3	7	WEEKEND WARRIOR Samuel Payne	17	66.1 1800-1600	0:11.09 1600-1400	0:26.28	1:51.70 (0:15.19)	1:36.51 [4] (0:11.09)	1:25.42 [1] (0:11.63)	1:13.79 [1] (0:12.25)	1:01.54 [1] (0:12.63)	0:48.91 [1] (0:12.31)	-15	
4	14	HAYAI MESU Ben Price	10	62.3 1800-1600	0:11.72 400-200	0:27.42	1:51.79 (0:15.66)	1:36.13 [9] (0:11.76)	1:24.37 [10] (0:11.92)	1:12.45 [10] (0:12.10)	1:00.35 [10] (0:12.23)	0:48.12 [9] (0:12.23)	-4	
5	15	JAMROCK Sairyn Fawke	4	63.4 1800-1600	0:11.50 1600-1400	0:26.75	1:51.91 (0:15.25)	1:36.66 [5] (0:11.50)	1:25.16 [4] (0:11.84)	1:13.32 [4] (0:11.96)	1:01.36 [4] (0:12.42)	0:48.94 [2] (0:12.27)	-13	
6	13	SEAFARING Jake Toeroek	11	64.8 1800-1600	0:11.38 1600-1400	0:26.38	1:51.92 (0:15.00)	1:36.92 [1] (0:11.38)	1:25.54 [2] (0:11.79)	1:13.75 [2] (0:12.21)	1:01.54 [2] (0:12.67)	0:48.87 [3] (0:12.39)	-7	
7	9	MUFFLA Dom Tourneur	15	64.5 600-400	0:11.47 400-200	0:27.86	1:51.94 (0:16.17)	1:35.77 [15] (0:11.69)	1:24.08 [15] (0:11.88)	1:12.20 [15] (0:12.11)	1:00.09 [15] (0:12.22)	0:47.87 [15] (0:12.11)	-1	
8	5	DOUBLE YOU OWE Jason Holder	8	63.5 600-400	0:11.66 1600-1400	0:27.13	1:51.96 (0:15.47)	1:36.49 [7] (0:11.66)	1:24.83 [7] (0:11.92)	1:12.91 [7] (0:12.05)	1:00.86 [7] (0:12.33)	0:48.53 [7] (0:12.43)	-3	
9	6	EAGLES FOREVER Jessica Eaton	16	64.8 1800-1600	0:11.35 1600-1400	0:26.45	1:52.18 (0:15.10)	1:37.08 [2] (0:11.35)	1:25.73 [3] (0:11.94)	1:13.79 [3] (0:12.13)	1:01.66 [3] (0:12.56)	0:49.10 [4] (0:12.41)	-6	
10	12	CUBAN LORD Dylan Caboche	6	62.1 1800-1600	0:11.77 1600-1400	0:27.63	1:52.48 (0:15.86)	1:36.62 [12] (0:11.77)	1:24.85 [13] (0:11.91)	1:12.94 [13] (0:12.16)	1:00.78 [13] (0:12.18)	0:48.60 [12] (0:12.11)	-10	

Scratched: Flyway (#2), Sirmaze (#17), Devine Assassin (#18), Bugatti Gold (#19)

Report Created: Wed 15 May 2024 17:20:02 GMT+10 (Note: Timing is based on positional data)

- [] Position in running at each section and finish
- # Saddle cloth number
- :-:- No data available at this section
- DNF Did not finish
- NA No data available
- DNT Did not track
- █ Background shading for fastest section



RACINGSA

Thomas Farms RC Murray Bridge SA

Race 7: Sportsbet Bet With Mates Benchmark 56 Handicap - 1800m

15 May 2024 - 4:16PM

Track Rating: Soft 5, Weather: Overcast, Rail Position: +7m Entire



Murray Bridge
Racing Club

Section Field Times							Overall	L1600	L1400	L1200	L1000	L800	
							1:51.28 (0:15.01)	1:36.27 (0:11.28)	1:24.99 (0:11.63)	1:13.36 (0:12.24)	1:01.12 (0:12.63)	0:48.49 (0:12.31)	
Position	#	Horse/Jockey	Barrier	Top Speed [km/h]	Fastest Section	First 400m							Distance Travelled From Winner [m]
11	10	SHADOW HAWK Caitlin Jones	3	63.6 1800-1600	0:11.50 1600-1400	0:27.18	1:52.60 (0:15.68)	1:36.92 [10] (0:11.50)	1:25.42 [8] (0:11.88)	1:13.54 [8] (0:12.07)	1:01.47 [8] (0:12.30)	0:49.17 [6] (0:12.26)	-15
12	11	SCAMSTER Emily Finnegan	18	64.3 1800-1600	0:11.50 1600-1400	0:26.96	1:52.70 (0:15.46)	1:37.24 [6] (0:11.50)	1:25.74 [6] (0:11.98)	1:13.76 [6] (0:12.11)	1:01.65 [6] (0:12.44)	0:49.21 [8] (0:12.28)	+2
13	8	PUISSANCE DUSOLEIL Nichola Yuen	2	63.0 800-600	0:11.80 1600-1400	0:27.79	1:52.76 (0:15.99)	1:36.77 [14] (0:11.80)	1:24.97 [14] (0:11.92)	1:13.05 [14] (0:12.12)	1:00.93 [14] (0:12.19)	0:48.74 [14] (0:12.17)	-10
14	4	CAMPOBASSO Lachlan Neindorf	9	63.1 1800-1600	0:11.65 1600-1400	0:26.78	1:53.08 (0:15.13)	1:37.95 [3] (0:11.65)	1:26.30 [5] (0:11.96)	1:14.34 [5] (0:12.08)	1:02.26 [5] (0:12.42)	0:49.84 [5] (0:12.35)	-3
15	16	CAMBERWOOD Alice Lindsay	1	62.7 1800-1600	0:11.75 1600-1400	0:27.59	1:53.17 (0:15.84)	1:37.33 [11] (0:11.75)	1:25.58 [12] (0:11.76)	1:13.82 [11] (0:12.20)	1:01.62 [11] (0:12.28)	0:49.33 [11] (0:12.24)	-16

Scratched: Flyway (#2), Sirmaze (#17), Devine Assassin (#18), Bugatti Gold (#19)

- [] Position in running at each section and finish # Saddle cloth number
- :--:-- No data available at this section DNF Did not finish
- NA No data available DNT Did not track
- █ Background shading for fastest section



RACINGSA

Thomas Farms RC Murray Bridge SA

Race 7: Sportsbet Bet With Mates Benchmark 56 Handicap - 1800m
15 May 2024 - 4:16PM



Murray Bridge
Racing Club

Track Rating: Soft 5, Weather: Overcast, Rail Position: +7m Entire

Section												L600	L400	L200		
Field Times												0:36.17	0:24.40	0:12.47		
												(0:11.78)	(0:11.93)	(0:12.47)		
Position	#	Horse/Jockey	Barrier	Top Speed [km/h]	Fastest Section	First 400m				Margin				Distance Travelled From Winner [m]		
1	3	A TOUCH FROSTY	12	63.9	0:11.41	0:27.30	0:35.34 [10]	0:23.45 [7]	0:12.04 [3]	1:51.28						
		Margaret Collett		600-400	400-200		(0:11.89)	(0:11.41)	(0:12.04)							
2	1	FOX GEM	7	64.5	0:11.40	0:27.56	0:35.33 [13]	0:23.42 [13]	0:12.02 [5]	0.17L				+1		
		Kayla Crowther		600-400	400-200		(0:11.91)	(0:11.40)	(0:12.02)							
3	7	WEEKEND WARRIOR	17	66.1	0:11.09	0:26.28	0:36.60 [1]	0:24.82 [1]	0:12.89 [1]	0.25L				-15		
		Samuel Payne		1800-1600	1600-1400		(0:11.78)	(0:11.93)	(0:12.89)							
4	14	HAYAI MESU	10	62.3	0:11.72	0:27.42	0:35.89 [9]	0:23.90 [10]	0:12.18 [9]	0.09L				-4		
		Ben Price		1800-1600	400-200		(0:11.99)	(0:11.72)	(0:12.18)							
5	15	JAMROCK	4	63.4	0:11.50	0:26.75	0:36.67 [2]	0:24.91 [2]	0:12.92 [2]	0.12L				-13		
		Sairyn Fawke		1800-1600	1600-1400		(0:11.76)	(0:11.99)	(0:12.92)							
6	13	SEAFARING	11	64.8	0:11.38	0:26.38	0:36.48 [3]	0:24.49 [3]	0:12.64 [4]	0.01L				-7		
		Jake Toeroek		1800-1600	1600-1400		(0:11.99)	(0:11.85)	(0:12.64)							
7	9	MUFFLA	15	64.5	0:11.47	0:27.86	0:35.76 [14]	0:23.85 [14]	0:12.38 [8]	0.02L				-1		
		Dom Tourneur		600-400	400-200		(0:11.91)	(0:11.47)	(0:12.38)							
8	5	DOUBLE YOU OWE	8	63.5	0:11.66	0:27.13	0:36.10 [8]	0:24.08 [9]	0:12.40 [7]	0.02L				-3		
		Jason Holder		600-400	1600-1400		(0:12.02)	(0:11.68)	(0:12.40)							
9	6	EAGLES FOREVER	16	64.8	0:11.35	0:26.45	0:36.69 [4]	0:24.55 [4]	0:12.62 [6]	0.22L				-6		
		Jessica Eaton		1800-1600	1600-1400		(0:12.14)	(0:11.93)	(0:12.62)							
10	12	CUBAN LORD	6	62.1	0:11.77	0:27.63	0:36.49 [11]	0:24.54 [11]	0:12.43 [14]	0.3L				-10		
		Dylan Caboche		1800-1600	1600-1400		(0:11.95)	(0:12.11)	(0:12.43)							

Scratched: Flyway (#2), Sirmaze (#17), Devine Assassin (#18), Bugatti Gold (#19)

Report Created: Wed 15 May 2024 17:20:03 GMT+10 (Note: Timing is based on positional data)

- [] Position in running at each section and finish
- # Saddle cloth number
- :-:- No data available at this section
- DNF Did not finish
- NA No data available
- DNT Did not track
- █ Background shading for fastest section



RACINGSA

Thomas Farms RC Murray Bridge SA

Race 7: Sportsbet Bet With Mates Benchmark 56 Handicap - 1800m

15 May 2024 - 4:16PM

Track Rating: Soft 5, Weather: Overcast, Rail Position: +7m Entire



Murray Bridge
Racing Club

Section

Field Times

L600	L400	L200
0:36.17	0:24.40	0:12.47
(0:11.78)	(0:11.93)	(0:12.47)

Position	#	Horse/Jockey	Barrier	Top Speed [km/h]	Fastest Section	First 400m	L600	L400	L200	Margin	Distance Travelled From Winner [m]
11	10	SHADOW HAWK Caitlin Jones	3	63.6 1800-1600	0:11.50 1600-1400	0:27.18	0:36.91 [6] (0:11.97)	0:24.94 [5] (0:12.03)	0:12.91 [10] (0:12.91)	0.12L	-15
12	11	SCAMSTER Emily Finnegan	18	64.3 1800-1600	0:11.50 1600-1400	0:26.96	0:36.93 [7] (0:12.09)	0:24.84 [8] (0:12.07)	0:12.77 [11] (0:12.77)	0.1L	+2
13	8	PUISSANCE DUSOLEIL Nichola Yuen	2	63.0 800-600	0:11.80 1600-1400	0:27.79	0:36.57 [15] (0:11.83)	0:24.74 [12] (0:11.98)	0:12.76 [13] (0:12.76)	0.06L	-10
14	4	CAMPOBASSO Lachlan Neindorf	9	63.1 1800-1600	0:11.65 1600-1400	0:26.78	0:37.49 [5] (0:12.13)	0:25.36 [6] (0:12.25)	0:13.11 [12] (0:13.11)	0.32L	-3
15	16	CAMBERWOOD Alice Lindsay	1	62.7 1800-1600	0:11.75 1600-1400	0:27.59	0:37.09 [12] (0:12.19)	0:24.90 [15] (0:12.10)	0:12.80 [15] (0:12.80)	0.09L	-16

Scratched: Flyway (#2), Sirmaze (#17), Devine Assassin (#18), Bugatti Gold (#19)

- [] Position in running at each section and finish # Saddle cloth number
- :--:-- No data available at this section DNF Did not finish
- NA No data available DNT Did not track
- █ Background shading for fastest section

Horse/Jockey Name	A TOUCH FROSTY/Margaret Collett
Finish Rank	1
Fastest Section Time (Section)	0:11.41 (L400)
Top Speed [km/h] (Section)	63.9 (L600)
Race State	Finished



Thomas Farms RC Murray Bridge SA - Professional

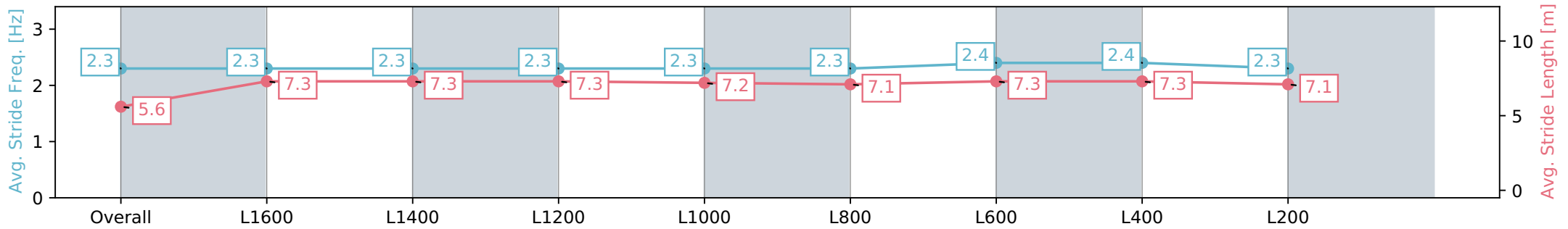
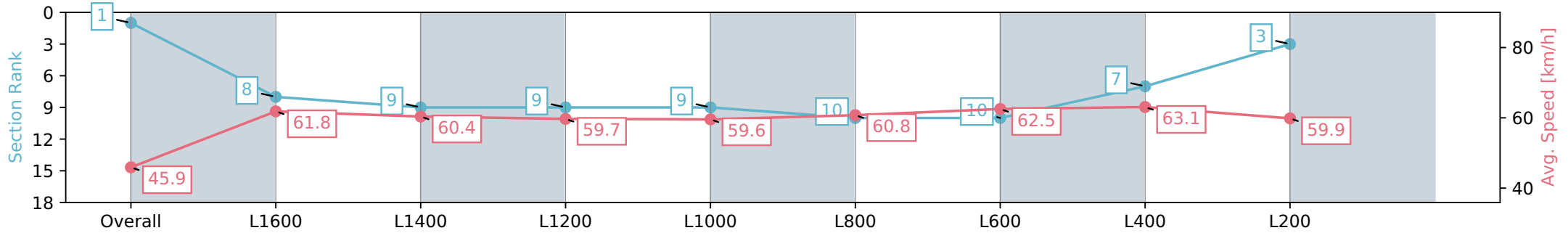
Race 7: Sportsbet Bet With Mates Benchmark 56 Handicap - 1800m

15 May 2024 - 4:16PM

Track Rating: Soft 5, Weather: Overcast, Rail Position: +7m Entire



Section	Overall	L1600	L1400	L1200	L1000	L800	L600	L400	L200
Section Times	1:51.28 [1] (0:15.66)	1:35.62 [8] (0:11.64)	1:23.98 [9] (0:11.94)	1:12.04 [9] (0:12.11)	0:59.93 [9] (0:12.33)	0:47.60 [10] (0:12.26)	0:35.34 [10] (0:11.89)	0:23.45 [7] (0:11.41)	0:12.04 [3] (0:12.04)
Average Speed [km/h]	45.9	61.8	60.4	59.7	59.6	60.8	62.5	63.1	59.9
Top Speed [km/h]	60.9	63.6	61.5	60.3	60.3	62.0	63.3	63.9	62.0
Avg. Dist. to Rail [m]	7.2	3.0	2.3	3.0	4.2	6.4	8.3	13.2	11.9
Avg. Stride Freq. [Hz]	2.3	2.3	2.3	2.3	2.3	2.3	2.4	2.4	2.3
Avg. Stride Length [m]	5.6	7.3	7.3	7.3	7.3	7.2	7.1	7.3	7.1



[] Ranking at each section and finish
 -:-:- No data available at this section
 NA No data available

Horse/Jockey Name	FOX GEM/Kayla Crowther
Finish Rank	2
Fastest Section Time (Section)	0:11.40 (L400)
Top Speed [km/h] (Section)	64.5 (L600)
Race State	Finished



Thomas Farms RC Murray Bridge SA - Professional

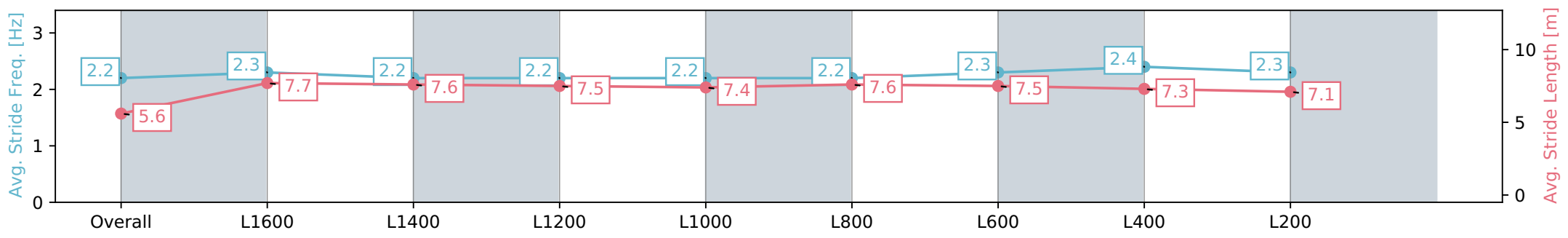
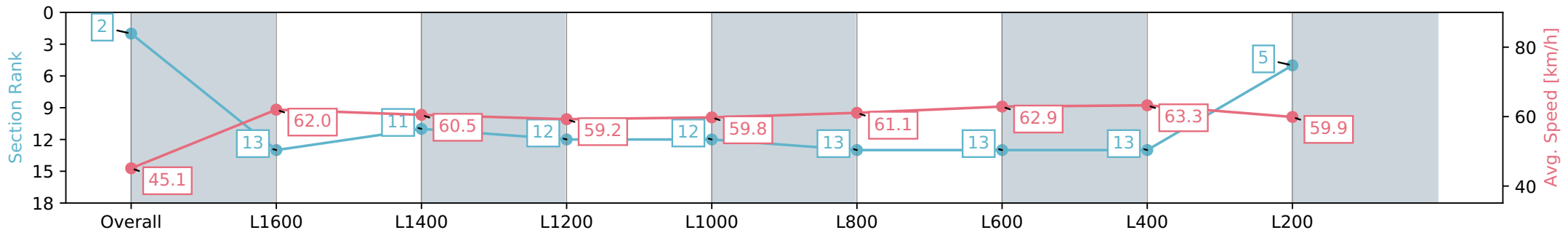
Race 7: Sportsbet Bet With Mates Benchmark 56 Handicap - 1800m

15 May 2024 - 4:16PM

Track Rating: Soft 5, Weather: Overcast, Rail Position: +7m Entire



Section	Overall	L1600	L1400	L1200	L1000	L800	L600	L400	L200
Section Times	1:51.45 [2] (0:15.96)	1:35.49 [13] (0:11.61)	1:23.88 [11] (0:11.89)	1:11.99 [12] (0:12.21)	0:59.78 [12] (0:12.28)	0:47.49 [13] (0:12.16)	0:35.33 [13] (0:11.91)	0:23.42 [13] (0:11.40)	0:12.02 [5] (0:12.02)
Average Speed [km/h]	45.1	62.0	60.5	59.2	59.8	61.1	62.9	63.3	59.9
Top Speed [km/h]	60.3	62.8	61.0	59.7	60.9	62.2	64.5	64.5	62.8
Avg. Dist. to Rail [m]	4.0	2.8	2.3	2.8	4.0	6.1	9.9	16.2	13.8
Avg. Stride Freq. [Hz]	2.2	2.3	2.2	2.2	2.2	2.2	2.3	2.4	2.3
Avg. Stride Length [m]	5.6	7.7	7.6	7.5	7.4	7.6	7.5	7.3	7.1



- [] Ranking at each section and finish
- :-:- No data available at this section
- NA No data available

Horse/Jockey Name	WEEKEND WARRIOR/Samuel Payne
Finish Rank	3
Fastest Section Time (Section)	0:11.09 (L1600)
Top Speed [km/h] (Section)	66.1 (Overall)
Race State	Finished



Thomas Farms RC Murray Bridge SA - Professional

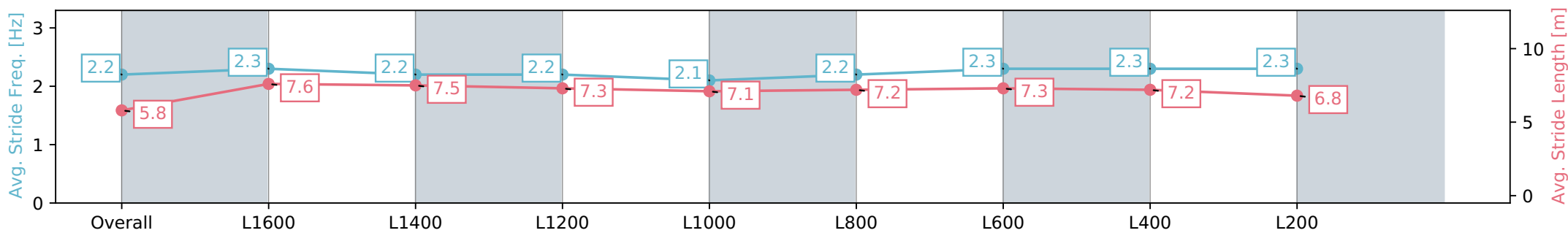
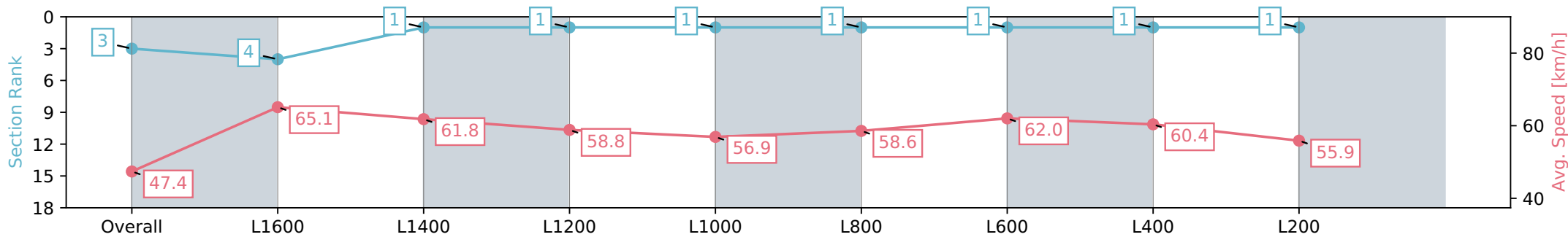
Race 7: Sportsbet Bet With Mates Benchmark 56 Handicap - 1800m

15 May 2024 - 4:16PM



Track Rating: Soft 5, Weather: Overcast, Rail Position: +7m Entire

Section	Overall	L1600	L1400	L1200	L1000	L800	L600	L400	L200
Section Times	1:51.70 [3] (0:15.19)	1:36.51 [4] (0:11.09)	1:25.42 [1] (0:11.63)	1:13.79 [1] (0:12.25)	1:01.54 [1] (0:12.63)	0:48.91 [1] (0:12.31)	0:36.60 [1] (0:11.78)	0:24.82 [1] (0:11.93)	0:12.89 [1] (0:12.89)
Average Speed [km/h]	47.4	65.1	61.8	58.8	56.9	58.6	62.0	60.4	55.9
Top Speed [km/h]	64.7	66.1	63.4	60.3	57.6	61.3	63.0	62.0	58.2
Avg. Dist. to Rail [m]	9.7	4.1	0.3	0.8	0.4	0.7	4.1	10.1	10.2
Avg. Stride Freq. [Hz]	2.2	2.3	2.2	2.2	2.1	2.2	2.3	2.3	2.3
Avg. Stride Length [m]	5.8	7.6	7.5	7.3	7.1	7.2	7.3	7.2	6.8



- [] Ranking at each section and finish
- :-:- No data available at this section
- NA No data available

Horse/Jockey Name	HAYAI MESU/Ben Price
Finish Rank	4
Fastest Section Time (Section)	0:11.72 (L400)
Top Speed [km/h] (Section)	62.3 (Overall)
Race State	Finished



Thomas Farms RC Murray Bridge SA - Professional

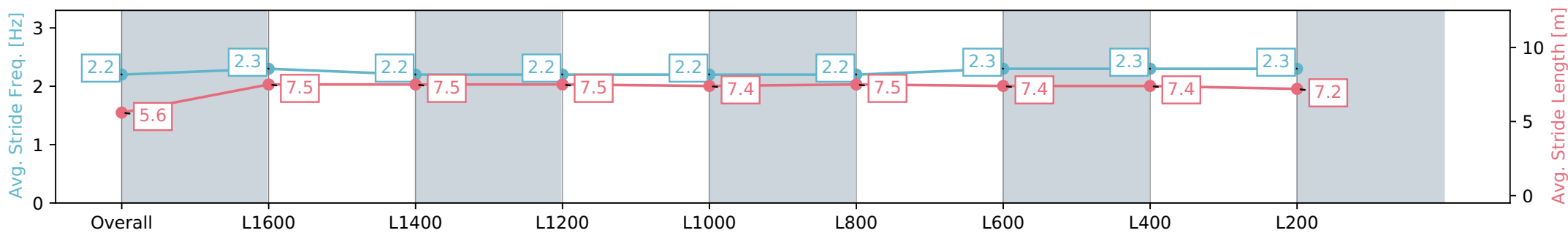
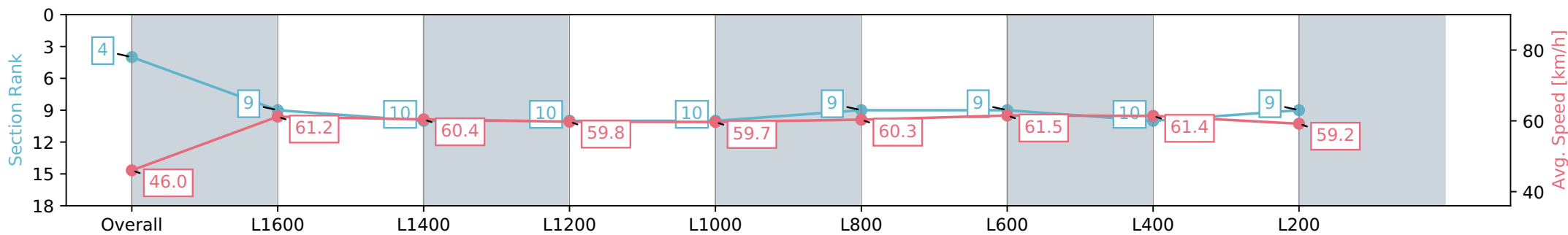
Race 7: Sportsbet Bet With Mates Benchmark 56 Handicap - 1800m

15 May 2024 - 4:16PM

Track Rating: Soft 5, Weather: Overcast, Rail Position: +7m Entire



Section	Overall	L1600	L1400	L1200	L1000	L800	L600	L400	L200
Section Times	1:51.79 [4] (0:15.66)	1:36.13 [9] (0:11.76)	1:24.37 [10] (0:11.92)	1:12.45 [10] (0:12.10)	1:00.35 [10] (0:12.23)	0:48.12 [9] (0:12.23)	0:35.89 [9] (0:11.99)	0:23.90 [10] (0:11.72)	0:12.18 [9] (0:12.18)
Average Speed [km/h]	46.0	61.2	60.4	59.8	59.7	60.3	61.5	61.4	59.2
Top Speed [km/h]	61.2	62.3	61.2	60.3	60.2	62.0	62.3	62.2	60.7
Avg. Dist. to Rail [m]	6.1	2.7	1.9	2.2	2.9	4.7	6.2	9.8	9.5
Avg. Stride Freq. [Hz]	2.2	2.3	2.2	2.2	2.2	2.2	2.2	2.3	2.3
Avg. Stride Length [m]	5.6	7.5	7.5	7.5	7.4	7.5	7.4	7.4	7.2



- [] Ranking at each section and finish
- :-:- No data available at this section
- NA No data available

Horse/Jockey Name	JAMROCK/Sairyn Fawke
Finish Rank	5
Fastest Section Time (Section)	0:11.50 (L1600)
Top Speed [km/h] (Section)	63.4 (Overall)
Race State	Finished



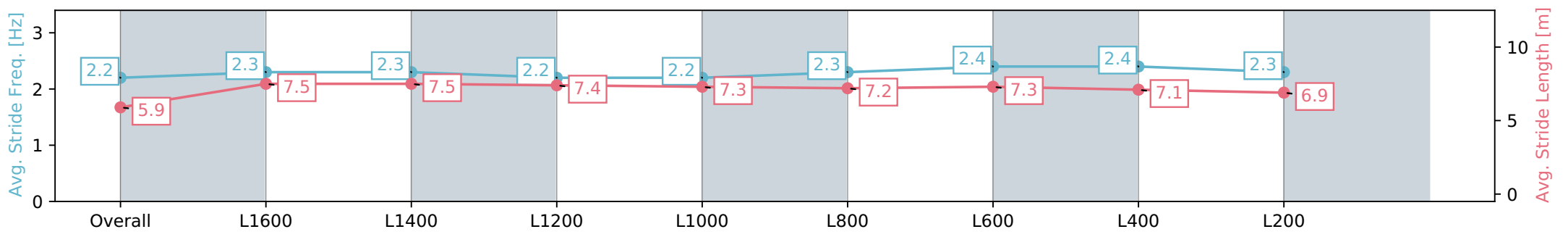
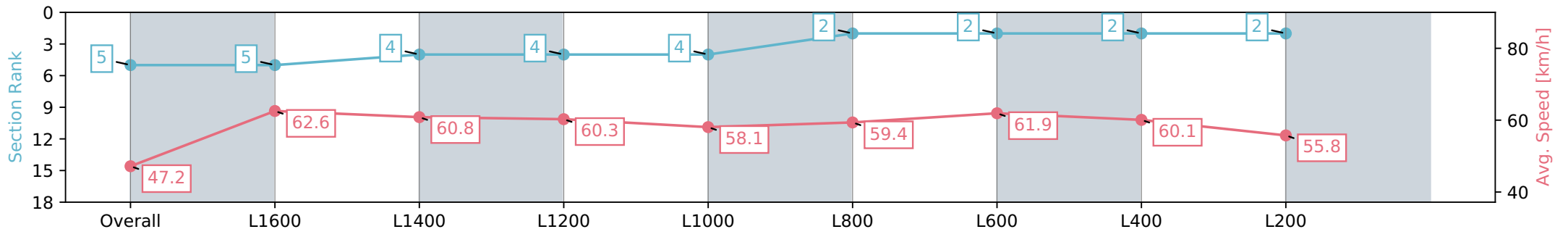
Thomas Farms RC Murray Bridge SA - Professional
 Race 7: Sportsbet Bet With Mates Benchmark 56 Handicap - 1800m



15 May 2024 - 4:16PM

Track Rating: Soft 5, Weather: Overcast, Rail Position: +7m Entire

Section	Overall	L1600	L1400	L1200	L1000	L800	L600	L400	L200
Section Times	1:51.91 [5] (0:15.25)	1:36.66 [5] (0:11.50)	1:25.16 [4] (0:11.84)	1:13.32 [4] (0:11.96)	1:01.36 [4] (0:12.42)	0:48.94 [2] (0:12.27)	0:36.67 [2] (0:11.76)	0:24.91 [2] (0:11.99)	0:12.92 [2] (0:12.92)
Average Speed [km/h]	47.2	62.6	60.8	60.3	58.1	59.4	61.9	60.1	55.8
Top Speed [km/h]	62.1	63.4	62.4	60.8	59.3	61.5	62.4	62.2	58.6
Avg. Dist. to Rail [m]	2.5	0.4	0.3	0.1	0.6	2.2	3.0	6.3	5.5
Avg. Stride Freq. [Hz]	2.2	2.3	2.3	2.2	2.2	2.3	2.4	2.4	2.3
Avg. Stride Length [m]	5.9	7.5	7.5	7.4	7.3	7.2	7.3	7.1	6.9



[] Ranking at each section and finish
 -:-:- No data available at this section
 NA No data available

Horse/Jockey Name	SEAFARING/Jake Toeroek
Finish Rank	6
Fastest Section Time (Section)	0:11.38 (L1600)
Top Speed [km/h] (Section)	64.8 (Overall)
Race State	Finished



Thomas Farms RC Murray Bridge SA - Professional

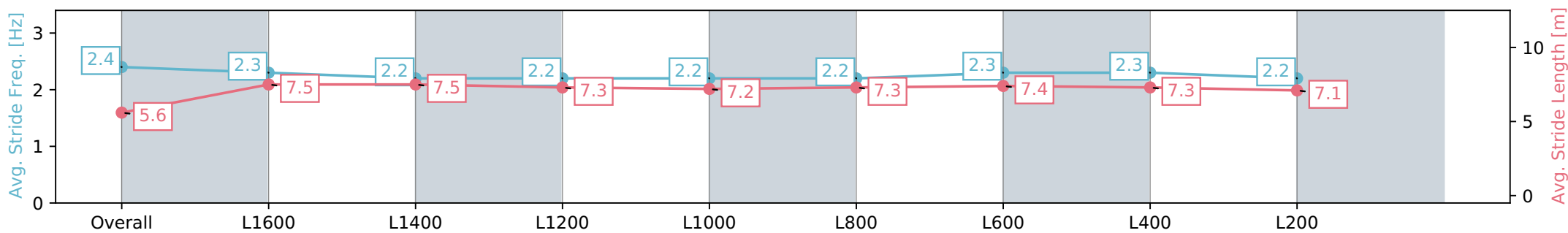
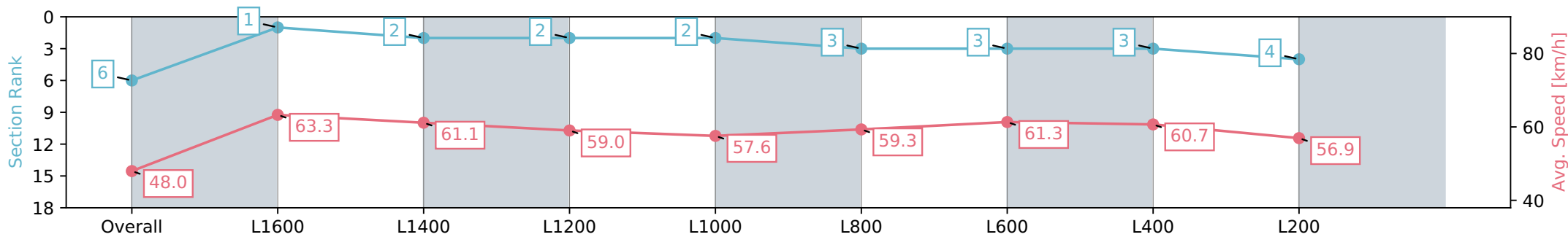
Race 7: Sportsbet Bet With Mates Benchmark 56 Handicap - 1800m

15 May 2024 - 4:16PM

Track Rating: Soft 5, Weather: Overcast, Rail Position: +7m Entire



Section	Overall	L1600	L1400	L1200	L1000	L800	L600	L400	L200
Section Times	1:51.92 [6] (0:15.00)	1:36.92 [1] (0:11.38)	1:25.54 [2] (0:11.79)	1:13.75 [2] (0:12.21)	1:01.54 [2] (0:12.67)	0:48.87 [3] (0:12.39)	0:36.48 [3] (0:11.99)	0:24.49 [3] (0:11.85)	0:12.64 [4] (0:12.64)
Average Speed [km/h]	48.0	63.3	61.1	59.0	57.6	59.3	61.3	60.7	56.9
Top Speed [km/h]	63.6	64.8	62.3	59.6	58.5	61.6	61.7	61.5	59.5
Avg. Dist. to Rail [m]	7.2	3.0	1.7	2.0	2.6	4.0	5.1	10.4	11.3
Avg. Stride Freq. [Hz]	2.4	2.3	2.2	2.2	2.2	2.2	2.3	2.3	2.2
Avg. Stride Length [m]	5.6	7.5	7.5	7.3	7.2	7.3	7.4	7.3	7.1



- [] Ranking at each section and finish
- :-:- No data available at this section
- NA No data available

Horse/Jockey Name	MUFFLA/Dom Tourneur
Finish Rank	7
Fastest Section Time (Section)	0:11.47 (L400)
Top Speed [km/h] (Section)	64.5 (L600)
Race State	Finished



Thomas Farms RC Murray Bridge SA - Professional

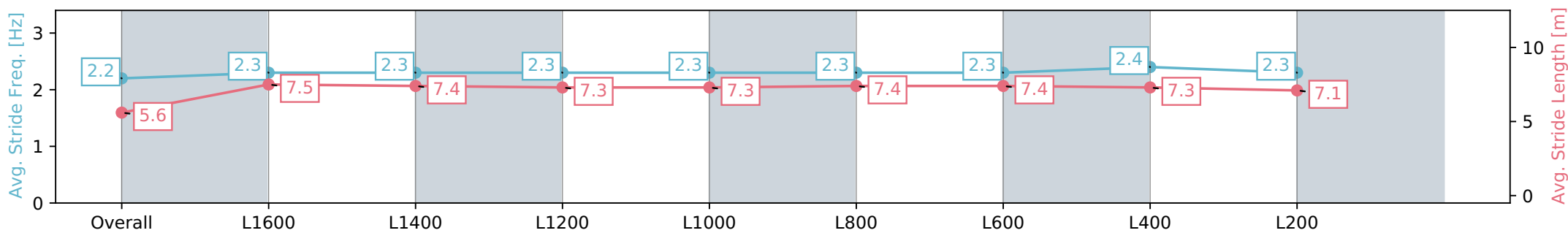
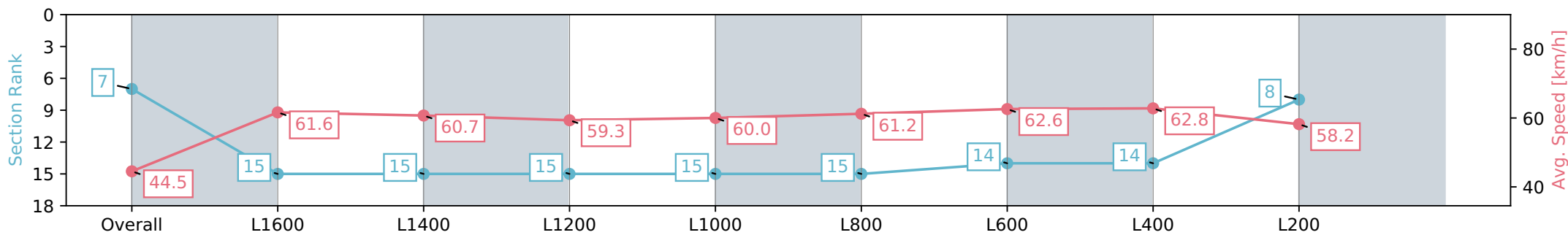
Race 7: Sportsbet Bet With Mates Benchmark 56 Handicap - 1800m

15 May 2024 - 4:16PM



Track Rating: Soft 5, Weather: Overcast, Rail Position: +7m Entire

Section	Overall	L1600	L1400	L1200	L1000	L800	L600	L400	L200
Section Times	1:51.94 [7] (0:16.17)	1:35.77 [15] (0:11.69)	1:24.08 [15] (0:11.88)	1:12.20 [15] (0:12.11)	1:00.09 [15] (0:12.22)	0:47.87 [15] (0:12.11)	0:35.76 [14] (0:11.91)	0:23.85 [14] (0:11.47)	0:12.38 [8] (0:12.38)
Average Speed [km/h]	44.5	61.6	60.7	59.3	60.0	61.2	62.6	62.8	58.2
Top Speed [km/h]	60.8	62.1	61.2	60.5	60.4	62.7	63.3	64.5	61.2
Avg. Dist. to Rail [m]	5.9	2.2	1.9	1.5	2.9	5.8	9.0	14.7	13.1
Avg. Stride Freq. [Hz]	2.2	2.3	2.3	2.3	2.3	2.3	2.3	2.4	2.3
Avg. Stride Length [m]	5.6	7.5	7.4	7.3	7.3	7.4	7.4	7.3	7.1



- [] Ranking at each section and finish
- :-:- No data available at this section
- NA No data available

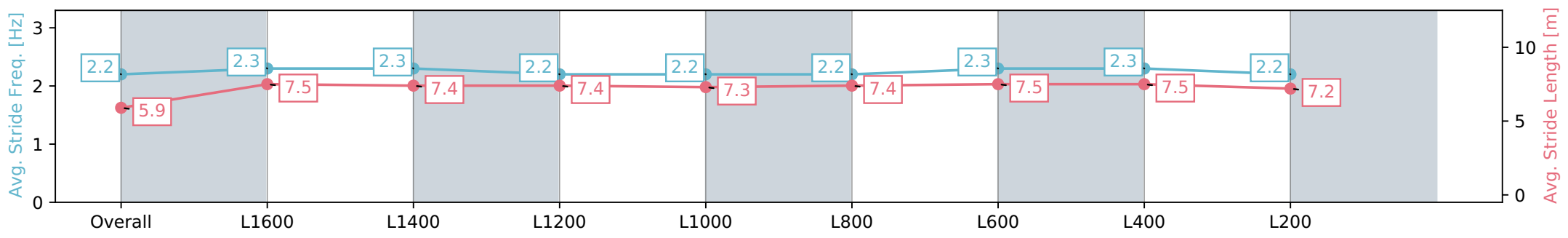
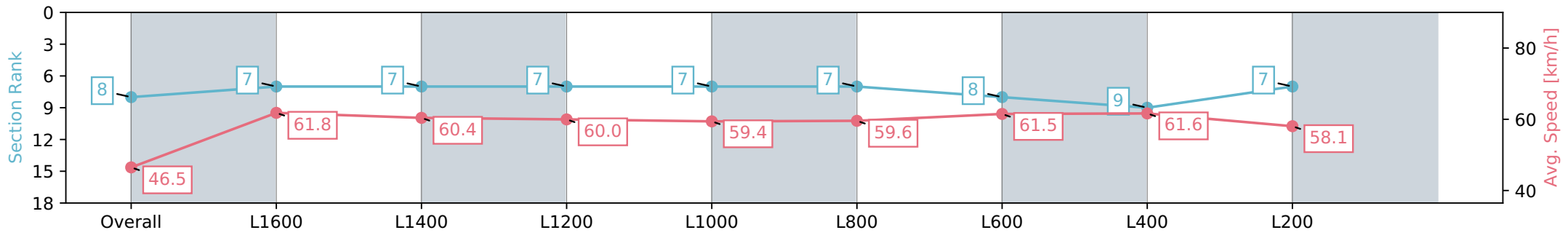
Horse/Jockey Name	DOUBLE YOU OWE/Jason Holder
Finish Rank	8
Fastest Section Time (Section)	0:11.66 (L1600)
Top Speed [km/h] (Section)	63.5 (L600)
Race State	Finished



Thomas Farms RC Murray Bridge SA - Professional
 Race 7: Sportsbet Bet With Mates Benchmark 56 Handicap - 1800m
 15 May 2024 - 4:16PM
 Track Rating: Soft 5, Weather: Overcast, Rail Position: +7m Entire



Section	Overall	L1600	L1400	L1200	L1000	L800	L600	L400	L200
Section Times	1:51.96 [8] (0:15.47)	1:36.49 [7] (0:11.66)	1:24.83 [7] (0:11.92)	1:12.91 [7] (0:12.05)	1:00.86 [7] (0:12.33)	0:48.53 [7] (0:12.43)	0:36.10 [8] (0:12.02)	0:24.08 [9] (0:11.68)	0:12.40 [7] (0:12.40)
Average Speed [km/h]	46.5	61.8	60.4	60.0	59.4	59.6	61.5	61.6	58.1
Top Speed [km/h]	61.7	63.1	61.4	60.4	60.7	60.2	62.7	63.5	59.9
Avg. Dist. to Rail [m]	4.3	1.7	1.5	2.2	3.5	5.4	6.6	9.9	8.6
Avg. Stride Freq. [Hz]	2.2	2.3	2.3	2.2	2.2	2.2	2.3	2.3	2.2
Avg. Stride Length [m]	5.9	7.5	7.4	7.4	7.3	7.4	7.5	7.5	7.2



- [] Ranking at each section and finish
- :-:- No data available at this section
- NA No data available

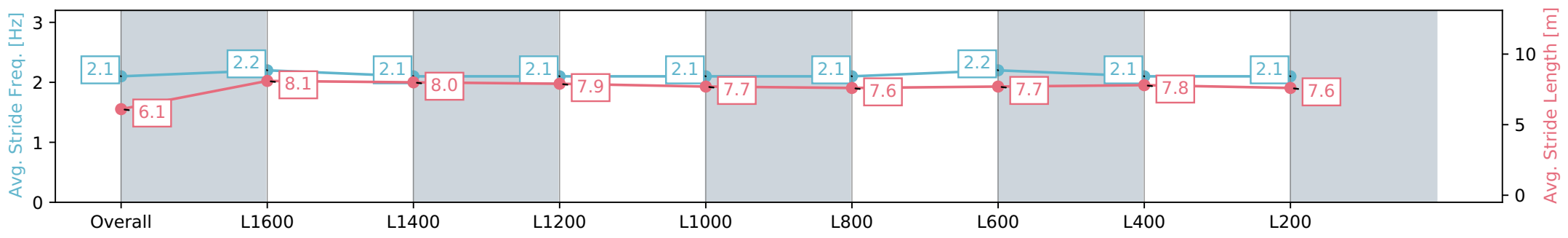
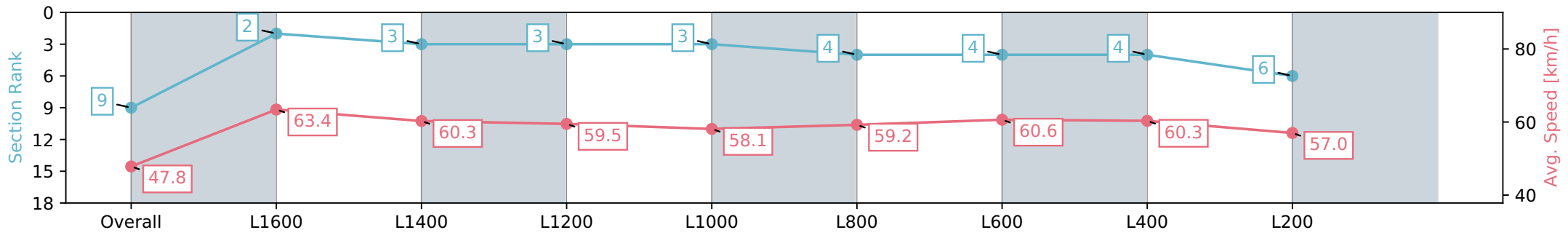
Horse/Jockey Name	EAGLES FOREVER/Jessica Eaton
Finish Rank	9
Fastest Section Time (Section)	0:11.35 (L1600)
Top Speed [km/h] (Section)	64.8 (Overall)
Race State	Finished



Thomas Farms RC Murray Bridge SA - Professional
 Race 7: Sportsbet Bet With Mates Benchmark 56 Handicap - 1800m
 15 May 2024 - 4:16PM
 Track Rating: Soft 5, Weather: Overcast, Rail Position: +7m Entire



Section	Overall	L1600	L1400	L1200	L1000	L800	L600	L400	L200
Section Times	1:52.18 [9] (0:15.10)	1:37.08 [2] (0:11.35)	1:25.73 [3] (0:11.94)	1:13.79 [3] (0:12.13)	1:01.66 [3] (0:12.56)	0:49.10 [4] (0:12.41)	0:36.69 [4] (0:12.14)	0:24.55 [4] (0:11.93)	0:12.62 [6] (0:12.62)
Average Speed [km/h]	47.8	63.4	60.3	59.5	58.1	59.2	60.6	60.3	57.0
Top Speed [km/h]	64.0	64.8	60.8	60.1	59.0	60.6	61.5	61.5	59.3
Avg. Dist. to Rail [m]	9.1	4.3	2.3	2.4	2.9	4.0	5.4	10.5	10.8
Avg. Stride Freq. [Hz]	2.1	2.2	2.1	2.1	2.1	2.1	2.2	2.1	2.1
Avg. Stride Length [m]	6.1	8.1	8.0	7.9	7.7	7.6	7.7	7.8	7.6



[] Ranking at each section and finish
 -:-:- No data available at this section
 NA No data available

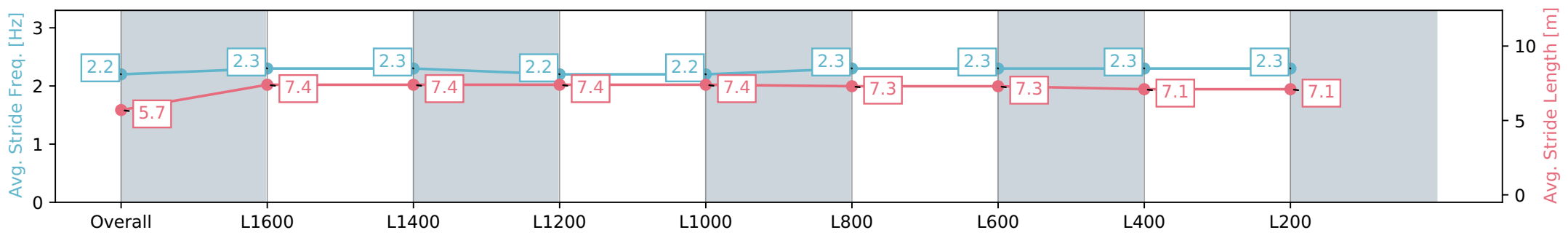
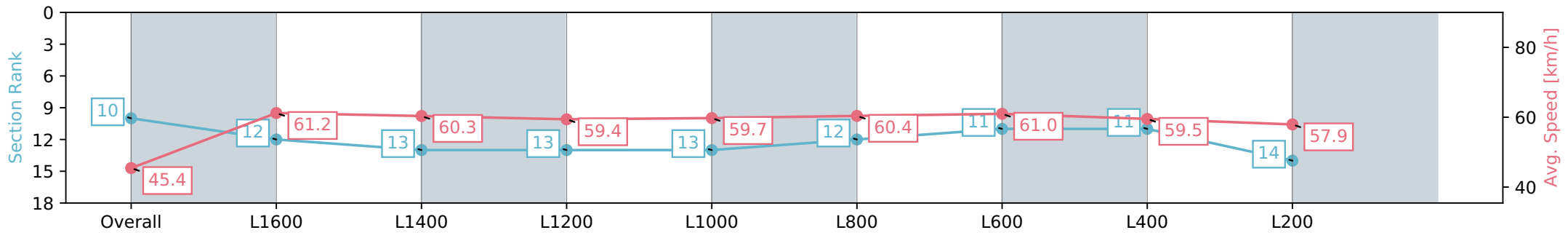
Horse/Jockey Name	CUBAN LORD/Dylan Caboche
Finish Rank	10
Fastest Section Time (Section)	0:11.77 (L1600)
Top Speed [km/h] (Section)	62.1 (Overall)
Race State	Finished



Thomas Farms RC Murray Bridge SA - Professional
 Race 7: Sportsbet Bet With Mates Benchmark 56 Handicap - 1800m
 15 May 2024 - 4:16PM
 Track Rating: Soft 5, Weather: Overcast, Rail Position: +7m Entire



Section	Overall	L1600	L1400	L1200	L1000	L800	L600	L400	L200
Section Times	1:52.48 [10] (0:15.86)	1:36.62 [12] (0:11.77)	1:24.85 [13] (0:11.91)	1:12.94 [13] (0:12.16)	1:00.78 [13] (0:12.18)	0:48.60 [12] (0:12.11)	0:36.49 [11] (0:11.95)	0:24.54 [11] (0:12.11)	0:12.43 [14] (0:12.43)
Average Speed [km/h]	45.4	61.2	60.3	59.4	59.7	60.4	61.0	59.5	57.9
Top Speed [km/h]	61.1	62.1	61.4	60.8	60.4	60.7	61.7	61.2	58.9
Avg. Dist. to Rail [m]	3.1	1.5	1.2	1.9	2.2	2.8	3.3	7.3	6.4
Avg. Stride Freq. [Hz]	2.2	2.3	2.3	2.2	2.2	2.3	2.3	2.3	2.3
Avg. Stride Length [m]	5.7	7.4	7.4	7.4	7.4	7.4	7.3	7.3	7.1



- [] Ranking at each section and finish
- :-:- No data available at this section
- NA No data available

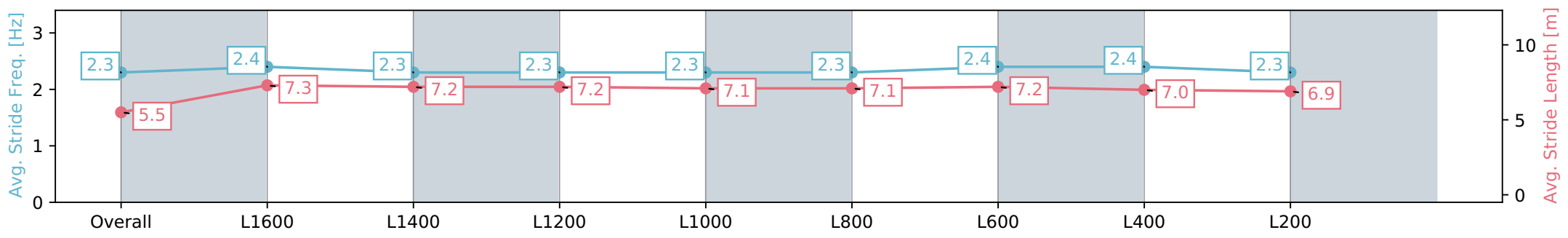
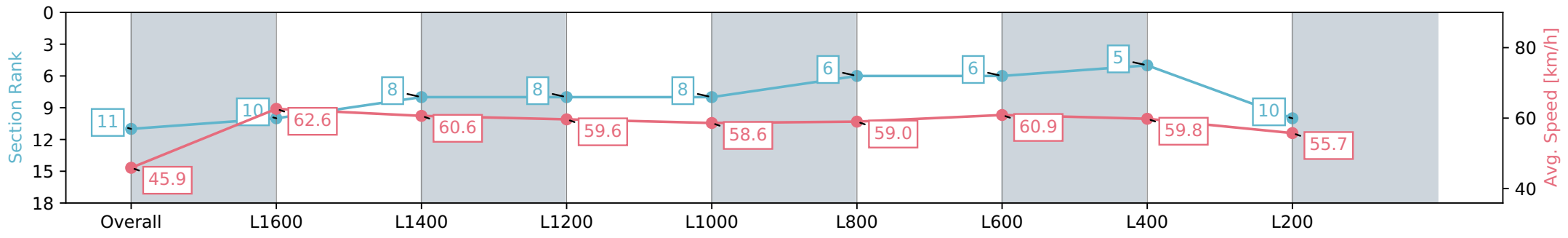
Horse/Jockey Name	SHADOW HAWK/Caitlin Jones
Finish Rank	11
Fastest Section Time (Section)	0:11.50 (L1600)
Top Speed [km/h] (Section)	63.6 (Overall)
Race State	Finished



Thomas Farms RC Murray Bridge SA - Professional
 Race 7: Sportsbet Bet With Mates Benchmark 56 Handicap - 1800m
 15 May 2024 - 4:16PM
 Track Rating: Soft 5, Weather: Overcast, Rail Position: +7m Entire



Section	Overall	L1600	L1400	L1200	L1000	L800	L600	L400	L200
Section Times	1:52.60 [11] (0:15.68)	1:36.92 [10] (0:11.50)	1:25.42 [8] (0:11.88)	1:13.54 [8] (0:12.07)	1:01.47 [8] (0:12.30)	0:49.17 [6] (0:12.26)	0:36.91 [6] (0:11.97)	0:24.94 [5] (0:12.03)	0:12.91 [10] (0:12.91)
Average Speed [km/h]	45.9	62.6	60.6	59.6	58.6	59.0	60.9	59.8	55.7
Top Speed [km/h]	61.6	63.6	61.7	60.0	59.3	61.3	61.7	61.5	57.9
Avg. Dist. to Rail [m]	2.3	0.7	0.1	0.5	0.2	1.1	3.3	6.4	6.1
Avg. Stride Freq. [Hz]	2.3	2.4	2.3	2.3	2.3	2.3	2.4	2.4	2.3
Avg. Stride Length [m]	5.5	7.3	7.2	7.2	7.2	7.1	7.2	7.0	6.9



[] Ranking at each section and finish
 -:-:- No data available at this section
 NA No data available

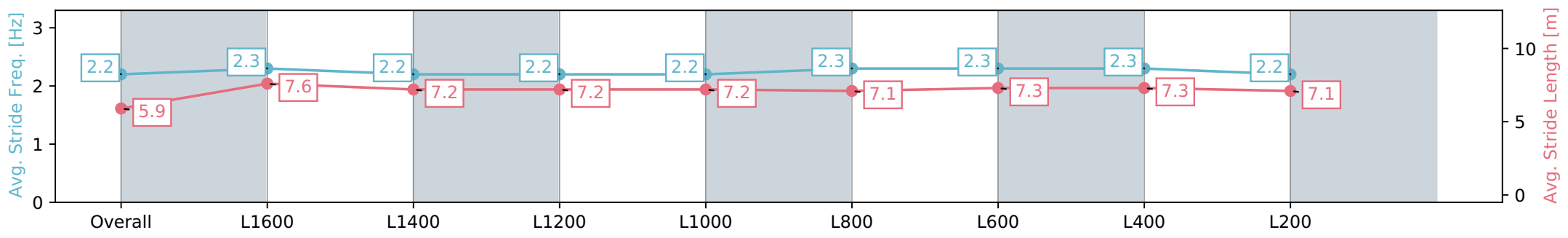
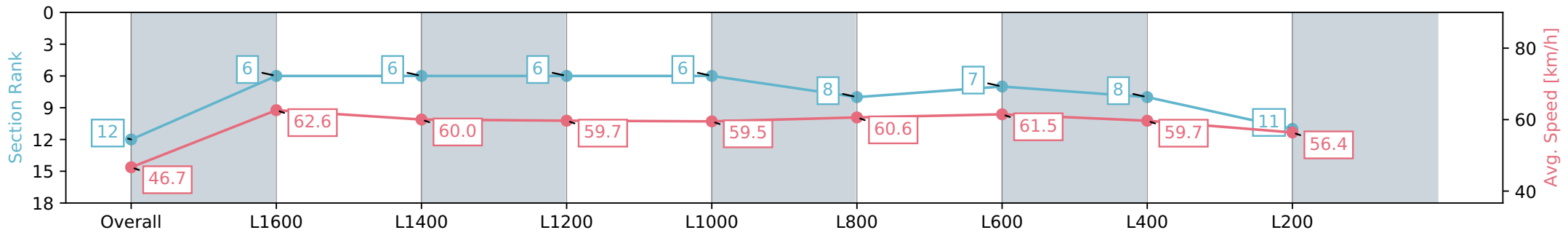
Horse/Jockey Name	SCAMSTER/Emily Finnegan
Finish Rank	12
Fastest Section Time (Section)	0:11.50 (L1600)
Top Speed [km/h] (Section)	64.3 (Overall)
Race State	Finished



Thomas Farms RC Murray Bridge SA - Professional
 Race 7: Sportsbet Bet With Mates Benchmark 56 Handicap - 1800m
 15 May 2024 - 4:16PM
 Track Rating: Soft 5, Weather: Overcast, Rail Position: +7m Entire



Section	Overall	L1600	L1400	L1200	L1000	L800	L600	L400	L200
Section Times	1:52.70 [12] (0:15.46)	1:37.24 [6] (0:11.50)	1:25.74 [6] (0:11.98)	1:13.76 [6] (0:12.11)	1:01.65 [6] (0:12.44)	0:49.21 [8] (0:12.28)	0:36.93 [7] (0:12.09)	0:24.84 [8] (0:12.07)	0:12.77 [11] (0:12.77)
Average Speed [km/h]	46.7	62.6	60.0	59.7	59.5	60.6	61.5	59.7	56.4
Top Speed [km/h]	63.3	64.3	62.0	60.6	60.0	61.8	61.8	61.6	58.2
Avg. Dist. to Rail [m]	10.4	2.8	2.5	3.4	5.2	6.9	7.9	12.2	10.0
Avg. Stride Freq. [Hz]	2.2	2.3	2.2	2.2	2.2	2.3	2.3	2.3	2.2
Avg. Stride Length [m]	5.9	7.6	7.2	7.2	7.2	7.1	7.3	7.3	7.1



- [] Ranking at each section and finish
- :-:- No data available at this section
- NA No data available

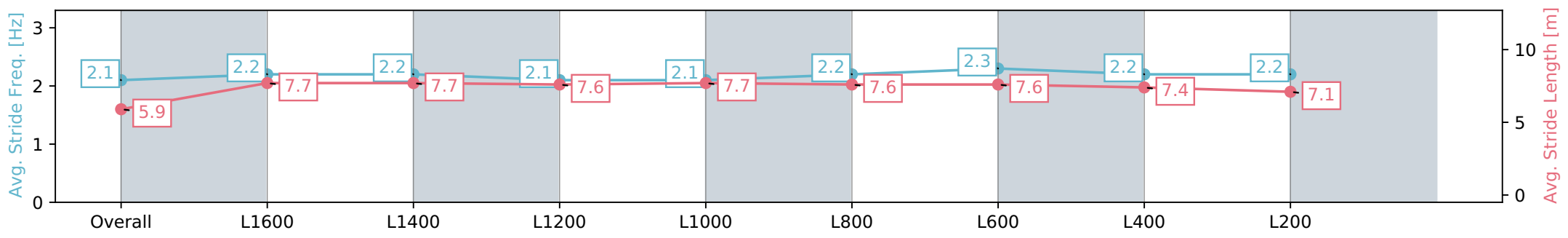
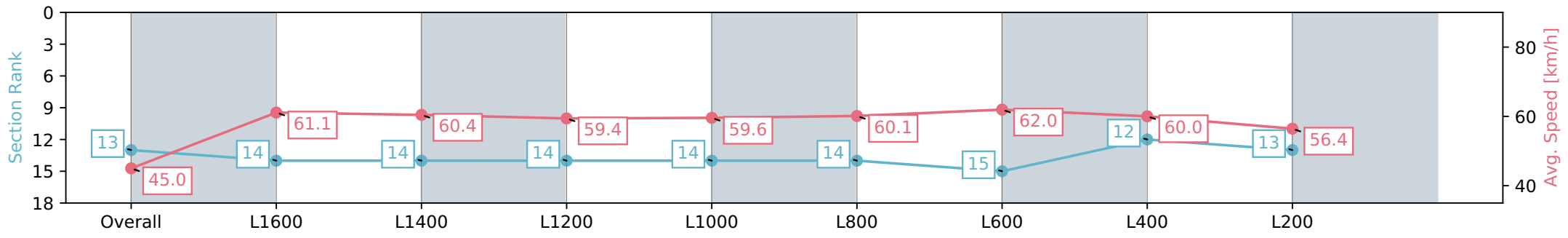
Horse/Jockey Name	PUISSANCE DUSOLEIL/Nichola Yuen
Finish Rank	13
Fastest Section Time (Section)	0:11.80 (L1600)
Top Speed [km/h] (Section)	63.0 (L800)
Race State	Finished



Thomas Farms RC Murray Bridge SA - Professional
 Race 7: Sportsbet Bet With Mates Benchmark 56 Handicap - 1800m
 15 May 2024 - 4:16PM
 Track Rating: Soft 5, Weather: Overcast, Rail Position: +7m Entire



Section	Overall	L1600	L1400	L1200	L1000	L800	L600	L400	L200
Section Times	1:52.76 [13] (0:15.99)	1:36.77 [14] (0:11.80)	1:24.97 [14] (0:11.92)	1:13.05 [14] (0:12.12)	1:00.93 [14] (0:12.19)	0:48.74 [14] (0:12.17)	0:36.57 [15] (0:11.83)	0:24.74 [12] (0:11.98)	0:12.76 [13] (0:12.76)
Average Speed [km/h]	45.0	61.1	60.4	59.4	59.6	60.1	62.0	60.0	56.4
Top Speed [km/h]	60.7	62.1	61.1	60.6	60.2	62.0	63.0	61.2	58.7
Avg. Dist. to Rail [m]	1.7	1.7	0.7	0.8	1.6	3.1	4.4	7.9	6.7
Avg. Stride Freq. [Hz]	2.1	2.2	2.2	2.1	2.1	2.2	2.3	2.2	2.2
Avg. Stride Length [m]	5.9	7.7	7.7	7.6	7.7	7.6	7.6	7.4	7.1



[] Ranking at each section and finish
 -:-:- No data available at this section
 NA No data available

Horse/Jockey Name	CAMPOBASSO/Lachlan Neindorf
Finish Rank	14
Fastest Section Time (Section)	0:11.65 (L1600)
Top Speed [km/h] (Section)	63.1 (Overall)
Race State	Finished



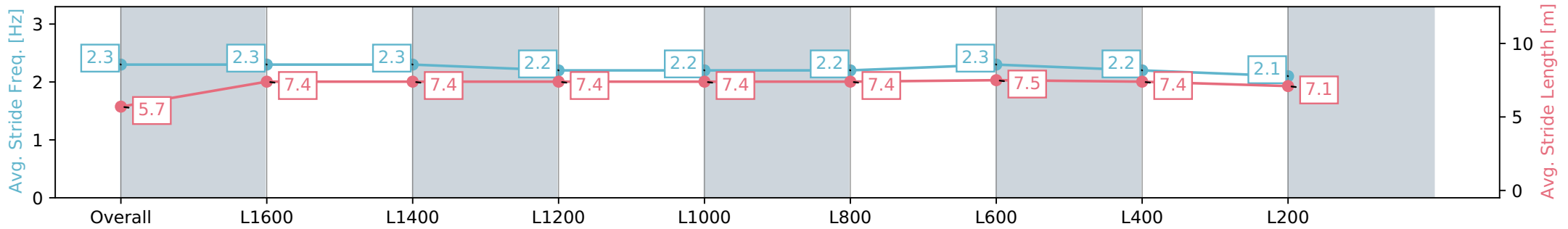
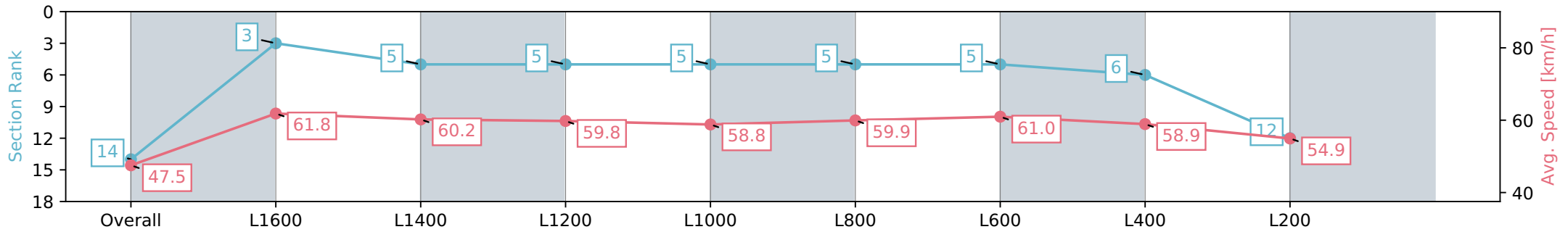
Thomas Farms RC Murray Bridge SA - Professional
 Race 7: Sportsbet Bet With Mates Benchmark 56 Handicap
 - 1800m



15 May 2024 - 4:16PM

Track Rating: Soft 5, Weather: Overcast, Rail Position: +7m Entire

Section	Overall	L1600	L1400	L1200	L1000	L800	L600	L400	L200
Section Times	1:53.08 [14] (0:15.13)	1:37.95 [3] (0:11.65)	1:26.30 [5] (0:11.96)	1:14.34 [5] (0:12.08)	1:02.26 [5] (0:12.42)	0:49.84 [5] (0:12.35)	0:37.49 [5] (0:12.13)	0:25.36 [6] (0:12.25)	0:13.11 [12] (0:13.11)
Average Speed [km/h]	47.5	61.8	60.2	59.8	58.8	59.9	61.0	58.9	54.9
Top Speed [km/h]	62.4	63.1	61.2	60.5	59.3	61.4	61.4	60.9	57.7
Avg. Dist. to Rail [m]	5.3	1.8	1.7	2.2	3.1	5.2	7.3	11.6	9.3
Avg. Stride Freq. [Hz]	2.3	2.3	2.3	2.2	2.2	2.2	2.3	2.2	2.1
Avg. Stride Length [m]	5.7	7.4	7.4	7.4	7.4	7.4	7.5	7.4	7.1



- [] Ranking at each section and finish
- :-:- No data available at this section
- NA No data available

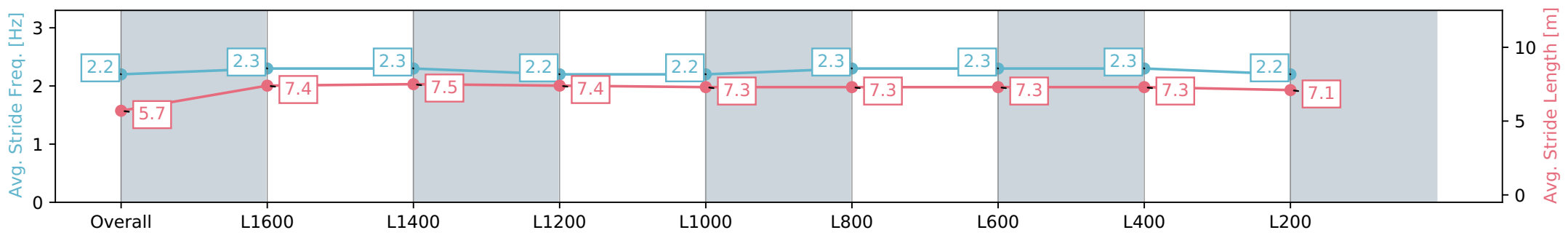
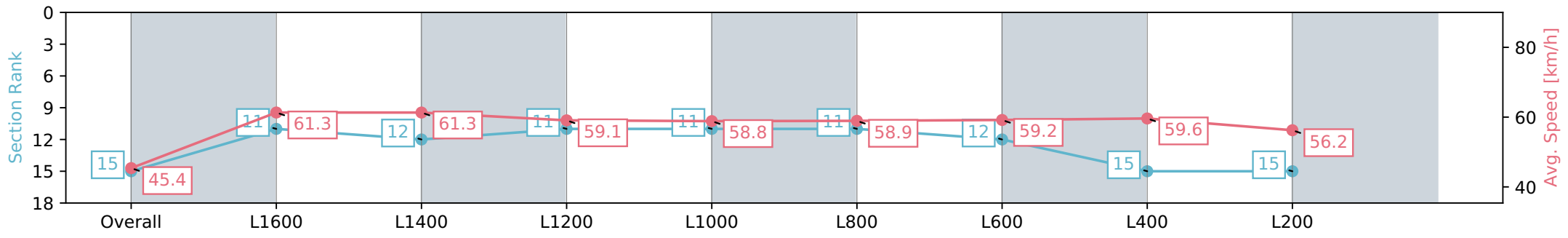
Horse/Jockey Name	CAMBERWOOD/Alice Lindsay
Finish Rank	15
Fastest Section Time (Section)	0:11.75 (L1600)
Top Speed [km/h] (Section)	62.7 (Overall)
Race State	Finished



Thomas Farms RC Murray Bridge SA - Professional
 Race 7: Sportsbet Bet With Mates Benchmark 56 Handicap - 1800m
 15 May 2024 - 4:16PM
 Track Rating: Soft 5, Weather: Overcast, Rail Position: +7m Entire



Section	Overall	L1600	L1400	L1200	L1000	L800	L600	L400	L200
Section Times	1:53.17 [15] (0:15.84)	1:37.33 [11] (0:11.75)	1:25.58 [12] (0:11.76)	1:13.82 [11] (0:12.20)	1:01.62 [11] (0:12.28)	0:49.33 [11] (0:12.24)	0:37.09 [12] (0:12.19)	0:24.90 [15] (0:12.10)	0:12.80 [15] (0:12.80)
Average Speed [km/h]	45.4	61.3	61.3	59.1	58.8	58.9	59.2	59.6	56.2
Top Speed [km/h]	60.5	62.7	61.7	59.9	60.1	60.3	61.2	61.2	58.0
Avg. Dist. to Rail [m]	1.4	0.3	0.4	0.2	1.1	0.7	1.1	8.5	13.5
Avg. Stride Freq. [Hz]	2.2	2.3	2.3	2.2	2.2	2.3	2.3	2.3	2.2
Avg. Stride Length [m]	5.7	7.4	7.5	7.4	7.3	7.3	7.3	7.3	7.1



Report Created: Wed 15 May 2024 17:20:55 GMT+10 (Note: Timing is based on positional data)

- [] Ranking at each section and finish
- :-:- No data available at this section
- NA No data available