



RACINGSA

Thomas Farms RC Murray Bridge SA

Race 5: Thomas Farms Benchmark 56 Handicap - 900m

15 May 2024 - 3:05PM



Murray Bridge
Racing Club

Track Rating: Soft 5, Weather: Overcast, Rail Position: +7m Entire

Section Field Times							Overall	L800	L600	L400	L200		
							0:52.56 (0:08.39)	0:44.18 (0:10.65)	0:33.53 (0:10.95)	0:22.56 (0:10.95)	0:11.62 (0:11.62)		
Position	#	Horse/Jockey	Barrier	Top Speed [km/h]	Fastest Section	First 400m						Margin	Distance Travelled From Winner [m]
1	4	STARTIDE Lachlan Neindorf	4	69.4 1000-800	0:10.63 800-600	0:24.71	0:52.57 (0:08.73)	0:43.84 [10] (0:10.63)	0:33.21 [8] (0:10.80)	0:22.41 [6] (0:10.79)	0:11.62 [1] (0:11.62)	0:52.57	
2	9	GILDED LADY Tala Hutchinson	3	68.1 1000-800	0:10.81 800-600	0:24.81	0:53.09 (0:08.57)	0:44.51 [8] (0:10.81)	0:33.70 [9] (0:10.90)	0:22.80 [8] (0:11.04)	0:11.76 [5] (0:11.76)	0.52L	+0
3	11	BONJOUR MON AMOUR Ivy Lam	13	69.0 1000-800	0:10.88 800-600	0:24.83	0:53.31 (0:08.45)	0:44.86 [4] (0:10.88)	0:33.98 [7] (0:11.09)	0:22.89 [9] (0:11.03)	0:11.86 [7] (0:11.86)	0.22L	+2
4	5	STREETCAR APOLLO Kayla Crowther	10	69.7 1000-800	0:10.84 800-600	0:25.03	0:53.35 (0:08.84)	0:44.51 [11] (0:10.84)	0:33.67 [11] (0:10.86)	0:22.81 [11] (0:10.97)	0:11.84 [8] (0:11.84)	0.04L	+4
5	1	OBI Rochelle Milnes	14	68.4 800-600	0:10.89 800-600	0:25.02	0:53.38 (0:08.56)	0:44.81 [7] (0:10.89)	0:33.92 [10] (0:11.05)	0:22.87 [10] (0:11.03)	0:11.84 [9] (0:11.84)	0.03L	+5
6	7	LANCELOTTO Caitlin Tootell	11	71.1 1000-800	0:10.52 800-600	0:24.42	0:53.52 (0:08.54)	0:44.98 [6] (0:10.52)	0:34.46 [2] (0:10.93)	0:23.53 [1] (0:11.28)	0:12.24 [2] (0:12.24)	0.14L	+4
7	3	JAMAICAN GOLD Nichola Yuen	15	70.5 1000-800	0:10.62 800-600	0:24.39	0:53.55 (0:08.42)	0:45.13 [2] (0:10.62)	0:34.51 [1] (0:10.98)	0:23.53 [2] (0:11.27)	0:12.26 [3] (0:12.26)	0.03L	+3
8	6	HEAD FIRST Jake Toeroek	2	70.3 1000-800	0:10.61 800-600	0:24.51	0:53.60 (0:08.61)	0:44.99 [9] (0:10.61)	0:34.38 [6] (0:10.89)	0:23.49 [5] (0:11.21)	0:12.28 [4] (0:12.28)	0.05L	-3
9	10	REDWINELOVER Alan Lai	16	70.1 1000-800	0:10.74 800-600	0:24.61	0:53.65 (0:08.47)	0:45.18 [5] (0:10.74)	0:34.44 [5] (0:10.98)	0:23.46 [7] (0:11.23)	0:12.23 [6] (0:12.23)	0.05L	+5
10	2	EGYPTIAN TYCOON Caitlyn Munro	8	69.7 1000-800	0:10.69 800-600	0:24.46	0:54.32 (0:08.44)	0:45.88 [3] (0:10.69)	0:35.19 [3] (0:10.96)	0:24.23 [3] (0:11.45)	0:12.78 [10] (0:12.78)	0.67L	+0

Scratched: Who's Afraid (#8), Express Master (#13), Game Cove (#14), Shikanic (#15), Novus Actus (#16)

Report Created: Wed 15 May 2024 16:43:18 GMT+10 (Note: Timing is based on positional data)

- [] Position in running at each section and finish
- :-:- No data available at this section
- NA No data available
- █ Background shading for fastest section
- # Saddle cloth number
- DNF Did not finish
- DNT Did not track



Thomas Farms RC Murray Bridge SA

Race 5: Thomas Farms Benchmark 56 Handicap - 900m

15 May 2024 - 3:05PM



Track Rating: Soft 5, Weather: Overcast, Rail Position: +7m Entire

Section	Overall	L800	L600	L400	L200
Field Times	0:52.56 (0:08.39)	0:44.18 (0:10.65)	0:33.53 (0:10.95)	0:22.56 (0:10.95)	0:11.62 (0:11.62)

Position	#	Horse/Jockey	Barrier	Top Speed [km/h]	Fastest Section	First 400m	Overall	L800	L600	L400	L200	Margin	Distance Travelled From Winner [m]
11	12	THE SILENT DEVIL	6	68.3	0:10.76	0:24.49	0:54.61	0:46.22 [1]	0:35.46 [4]	0:24.52 [4]	0:12.91 [11]	0.29L	-2
		Justin Potter		1000-800	800-600		(0:08.39)	(0:10.76)	(0:10.94)	(0:11.61)	(0:12.91)		

Scratched: Who's Afraid (#8), Express Master (#13), Game Cove (#14), Shikanic (#15), Novus Actus (#16)

- [] Position in running at each section and finish # Saddle cloth number
- :-:- No data available at this section DNF Did not finish
- NA No data available DNT Did not track
- Background shading for fastest section

Horse/Jockey Name	STARTIDE/Lachlan Neindorf
Finish Rank	1
Fastest Section Time (Section)	0:10.63 (L800)
Top Speed [km/h] (Section)	69.4 (Overall)
Race State	Finished



Thomas Farms RC Murray Bridge SA - Professional

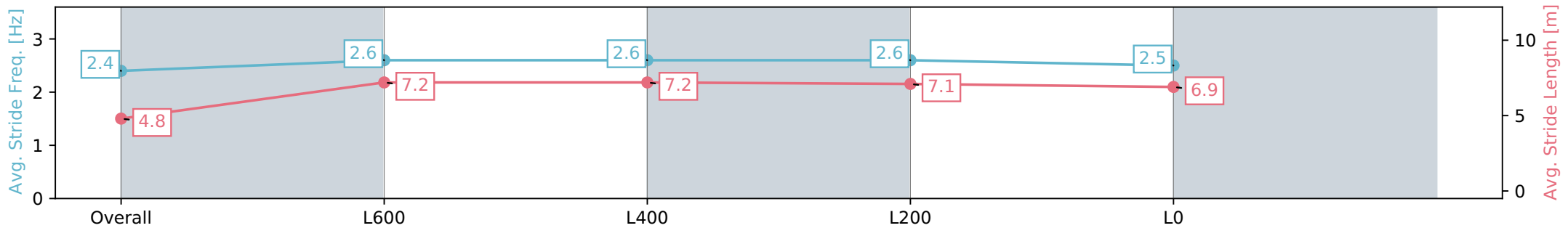
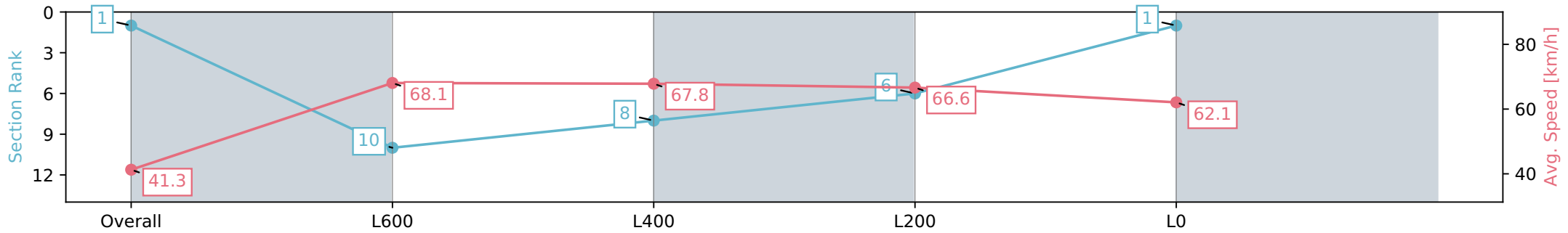
Race 5: Thomas Farms Benchmark 56 Handicap - 900m

15 May 2024 - 3:05PM

Track Rating: Soft 5, Weather: Overcast, Rail Position: +7m Entire



Section	Overall	L600	L400	L200	L0
Section Times	0:52.57 [1] (0:08.73)	0:43.84 [10] (0:10.63)	0:33.21 [8] (0:10.80)	0:22.41 [6] (0:10.79)	0:11.62 [1] (0:11.62)
Average Speed [km/h]	41.3	68.1	67.8	66.6	62.1
Top Speed [km/h]	64.9	69.4	68.7	68.2	65.0
Avg. Dist. to Rail [m]	2.0	1.9	4.5	10.0	8.3
Avg. Stride Freq. [Hz]	2.4	2.6	2.6	2.6	2.5
Avg. Stride Length [m]	4.8	7.2	7.2	7.1	6.9



- [] Ranking at each section and finish
- :-:- No data available at this section
- NA No data available

Horse/Jockey Name	GILDED LADY/Tala Hutchinson
Finish Rank	2
Fastest Section Time (Section)	0:10.81 (L800)
Top Speed [km/h] (Section)	68.1 (Overall)
Race State	Finished



Thomas Farms RC Murray Bridge SA - Professional

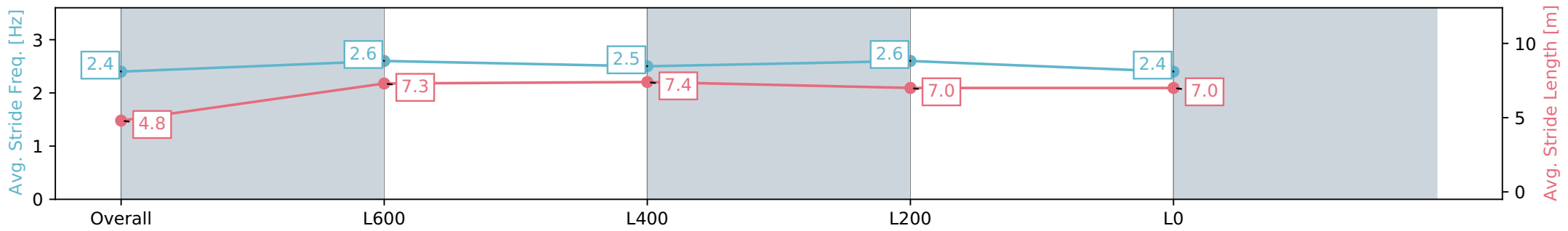
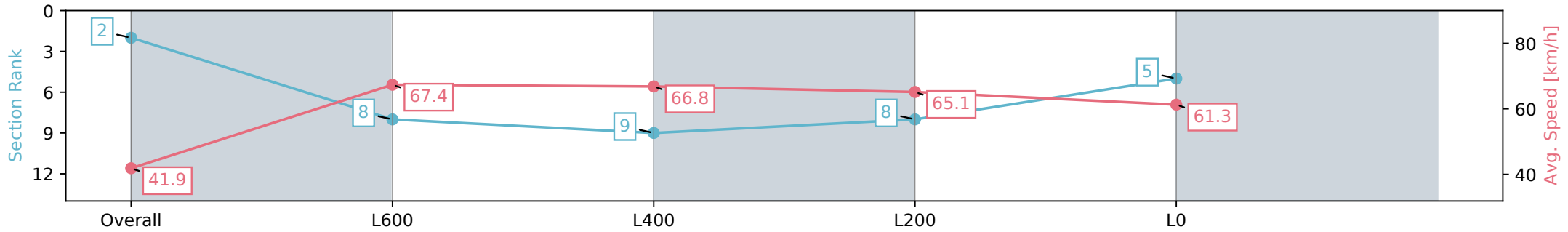
Race 5: Thomas Farms Benchmark 56 Handicap - 900m

15 May 2024 - 3:05PM

Track Rating: Soft 5, Weather: Overcast, Rail Position: +7m Entire



Section	Overall	L600	L400	L200	L0
Section Times	0:53.09 [2] (0:08.57)	0:44.51 [8] (0:10.81)	0:33.70 [9] (0:10.90)	0:22.80 [8] (0:11.04)	0:11.76 [5] (0:11.76)
Average Speed [km/h]	41.9	67.4	66.8	65.1	61.3
Top Speed [km/h]	65.8	68.1	68.0	66.8	63.5
Avg. Dist. to Rail [m]	1.9	2.4	3.0	7.9	7.3
Avg. Stride Freq. [Hz]	2.4	2.6	2.5	2.6	2.4
Avg. Stride Length [m]	4.8	7.3	7.4	7.0	7.0



[] Ranking at each section and finish
 -:-:- No data available at this section
 NA No data available

Horse/Jockey Name	BONJOUR MON AMOUR/Ivy Lam
Finish Rank	3
Fastest Section Time (Section)	0:10.88 (L800)
Top Speed [km/h] (Section)	69.0 (Overall)
Race State	Finished



Thomas Farms RC Murray Bridge SA - Professional

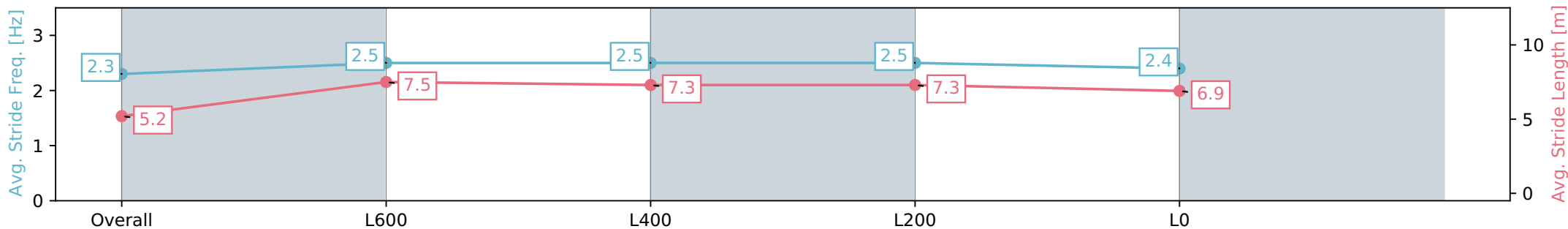
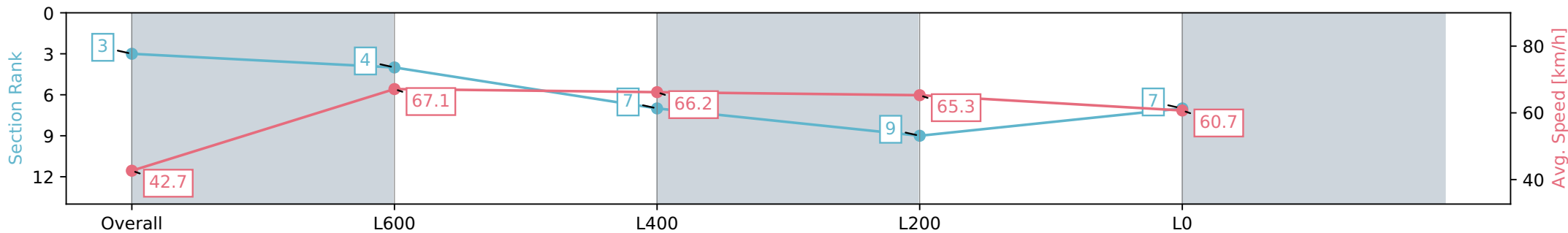
Race 5: Thomas Farms Benchmark 56 Handicap - 900m

15 May 2024 - 3:05PM

Track Rating: Soft 5, Weather: Overcast, Rail Position: +7m Entire



Section	Overall	L600	L400	L200	L0
Section Times	0:53.31 [3] (0:08.45)	0:44.86 [4] (0:10.88)	0:33.98 [7] (0:11.09)	0:22.89 [9] (0:11.03)	0:11.86 [7] (0:11.86)
Average Speed [km/h]	42.7	67.1	66.2	65.3	60.7
Top Speed [km/h]	64.9	69.0	67.1	66.8	63.3
Avg. Dist. to Rail [m]	5.4	4.2	5.1	9.0	9.6
Avg. Stride Freq. [Hz]	2.3	2.5	2.5	2.5	2.4
Avg. Stride Length [m]	5.2	7.5	7.3	7.3	6.9



- [] Ranking at each section and finish
- :-:- No data available at this section
- NA No data available

Horse/Jockey Name	STREETCAR APOLLO/Kayla Crowther
Finish Rank	4
Fastest Section Time (Section)	0:10.84 (L800)
Top Speed [km/h] (Section)	69.7 (Overall)
Race State	Finished



Thomas Farms RC Murray Bridge SA - Professional

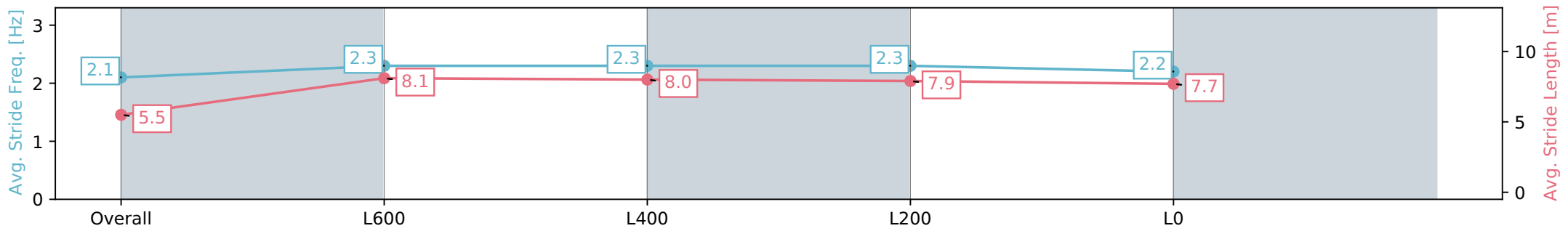
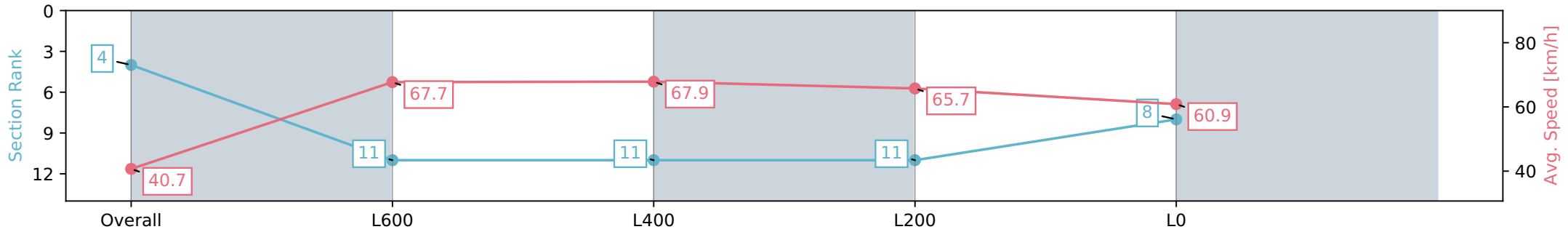
Race 5: Thomas Farms Benchmark 56 Handicap - 900m

15 May 2024 - 3:05PM

Track Rating: Soft 5, Weather: Overcast, Rail Position: +7m Entire



Section	Overall	L600	L400	L200	L0
Section Times	0:53.35 [4] (0:08.84)	0:44.51 [11] (0:10.84)	0:33.67 [11] (0:10.86)	0:22.81 [11] (0:10.97)	0:11.84 [8] (0:11.84)
Average Speed [km/h]	40.7	67.7	67.9	65.7	60.9
Top Speed [km/h]	64.0	69.7	69.5	67.7	63.7
Avg. Dist. to Rail [m]	4.0	5.6	6.5	14.3	16.2
Avg. Stride Freq. [Hz]	2.1	2.3	2.3	2.3	2.2
Avg. Stride Length [m]	5.5	8.1	8.0	7.9	7.7



- [] Ranking at each section and finish
- :-:- No data available at this section
- NA No data available

Horse/Jockey Name	OBI/Rochelle Milnes
Finish Rank	5
Fastest Section Time (Section)	0:10.89 (L800)
Top Speed [km/h] (Section)	68.4 (L800)
Race State	Finished



Thomas Farms RC Murray Bridge SA - Professional

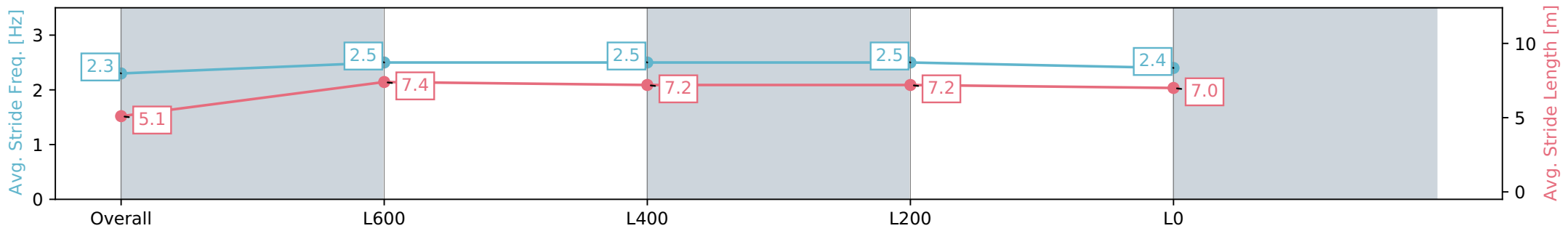
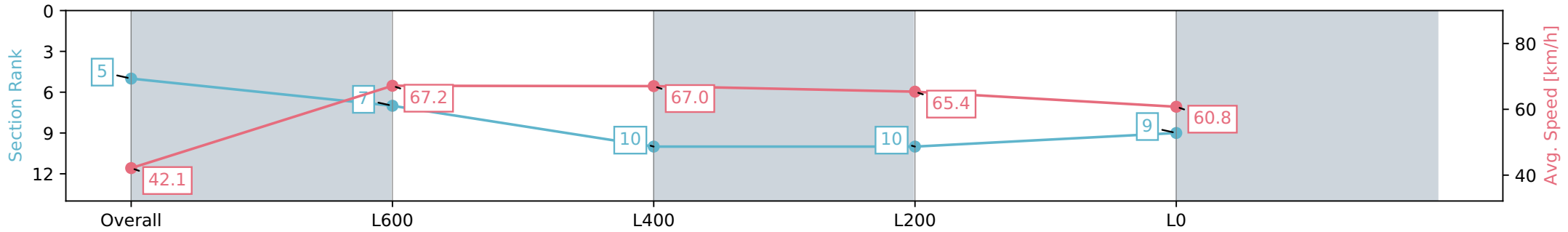
Race 5: Thomas Farms Benchmark 56 Handicap - 900m

15 May 2024 - 3:05PM

Track Rating: Soft 5, Weather: Overcast, Rail Position: +7m Entire



Section	Overall	L600	L400	L200	L0
Section Times	0:53.38 [5] (0:08.56)	0:44.81 [7] (0:10.89)	0:33.92 [10] (0:11.05)	0:22.87 [10] (0:11.03)	0:11.84 [9] (0:11.84)
Average Speed [km/h]	42.1	67.2	67.0	65.4	60.8
Top Speed [km/h]	64.5	67.8	68.4	67.5	62.9
Avg. Dist. to Rail [m]	6.9	5.1	7.4	14.9	16.1
Avg. Stride Freq. [Hz]	2.3	2.5	2.5	2.5	2.4
Avg. Stride Length [m]	5.1	7.4	7.2	7.2	7.0



- [] Ranking at each section and finish
- :-:- No data available at this section
- NA No data available

Horse/Jockey Name	LANCELOTTO/Caitlin Tootell
Finish Rank	6
Fastest Section Time (Section)	0:10.52 (L800)
Top Speed [km/h] (Section)	71.1 (Overall)
Race State	Finished



Thomas Farms RC Murray Bridge SA - Professional

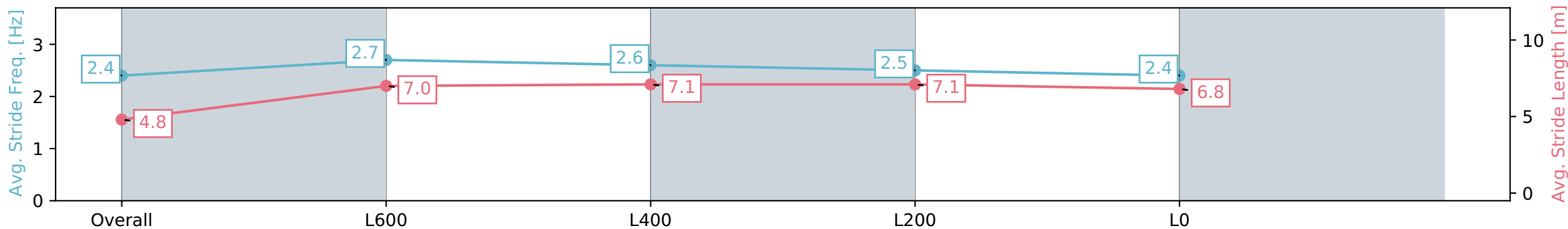
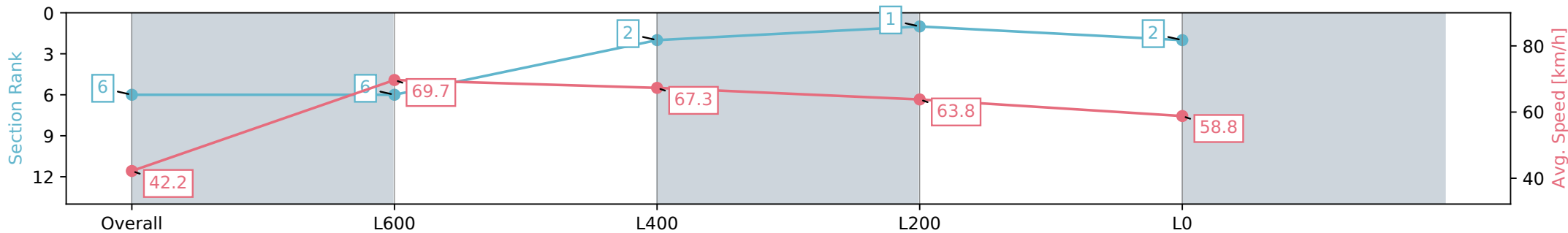
Race 5: Thomas Farms Benchmark 56 Handicap - 900m

15 May 2024 - 3:05PM

Track Rating: Soft 5, Weather: Overcast, Rail Position: +7m Entire



Section	Overall	L600	L400	L200	L0
Section Times	0:53.52 [6] (0:08.54)	0:44.98 [6] (0:10.52)	0:34.46 [2] (0:10.93)	0:23.53 [1] (0:11.28)	0:12.24 [2] (0:12.24)
Average Speed [km/h]	42.2	69.7	67.3	63.8	58.8
Top Speed [km/h]	66.8	71.1	69.2	66.5	61.7
Avg. Dist. to Rail [m]	5.1	5.1	5.4	6.7	5.8
Avg. Stride Freq. [Hz]	2.4	2.7	2.6	2.5	2.4
Avg. Stride Length [m]	4.8	7.0	7.1	7.1	6.8



- [] Ranking at each section and finish
- :-:- No data available at this section
- NA No data available

Horse/Jockey Name	JAMAICAN GOLD/Nichola Yuen
Finish Rank	7
Fastest Section Time (Section)	0:10.62 (L800)
Top Speed [km/h] (Section)	70.5 (Overall)
Race State	Finished



Thomas Farms RC Murray Bridge SA - Professional

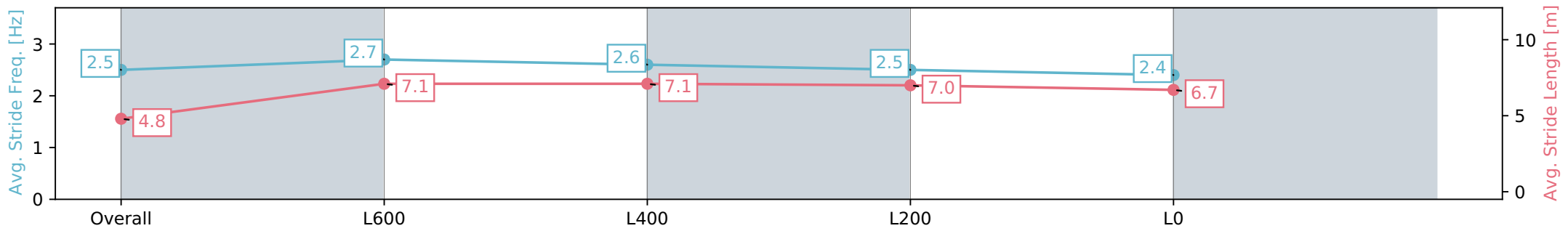
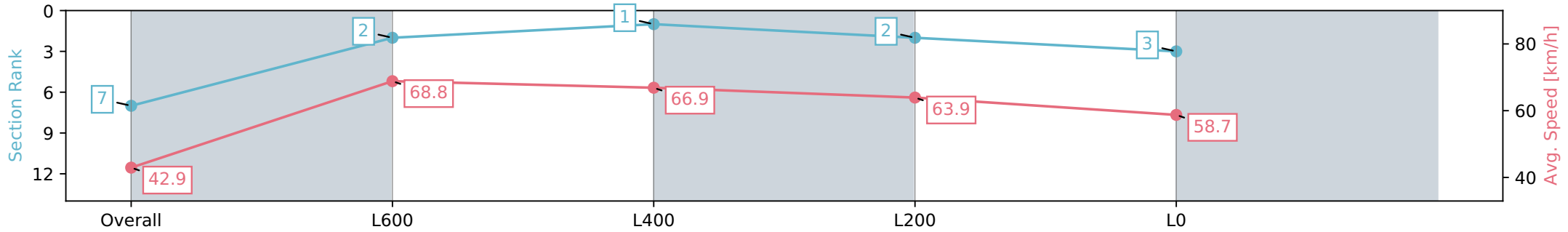
Race 5: Thomas Farms Benchmark 56 Handicap - 900m

15 May 2024 - 3:05PM

Track Rating: Soft 5, Weather: Overcast, Rail Position: +7m Entire



Section	Overall	L600	L400	L200	L0
Section Times	0:53.55 [7] (0:08.42)	0:45.13 [2] (0:10.62)	0:34.51 [1] (0:10.98)	0:23.53 [2] (0:11.27)	0:12.26 [3] (0:12.26)
Average Speed [km/h]	42.9	68.8	66.9	63.9	58.7
Top Speed [km/h]	66.3	70.5	68.7	66.2	61.0
Avg. Dist. to Rail [m]	7.5	5.5	5.0	7.1	6.7
Avg. Stride Freq. [Hz]	2.5	2.7	2.6	2.5	2.4
Avg. Stride Length [m]	4.8	7.1	7.1	7.0	6.7



- [] Ranking at each section and finish
- :-:- No data available at this section
- NA No data available

Horse/Jockey Name	HEAD FIRST/Jake Toeroek
Finish Rank	8
Fastest Section Time (Section)	0:10.61 (L800)
Top Speed [km/h] (Section)	70.3 (Overall)
Race State	Finished



Thomas Farms RC Murray Bridge SA - Professional

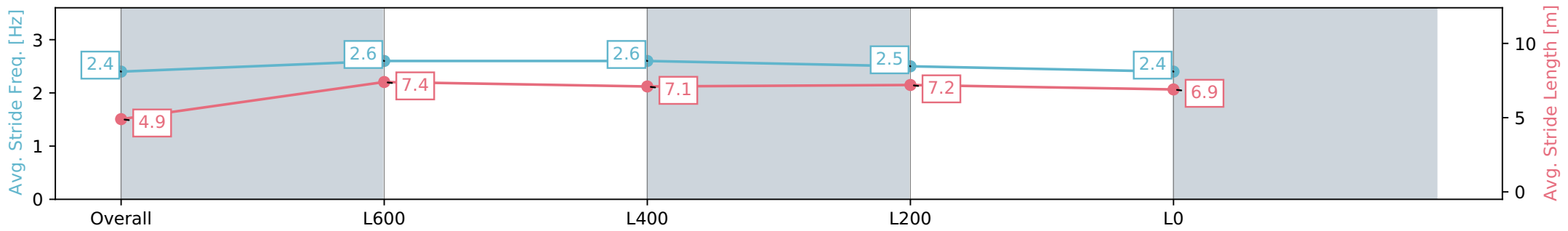
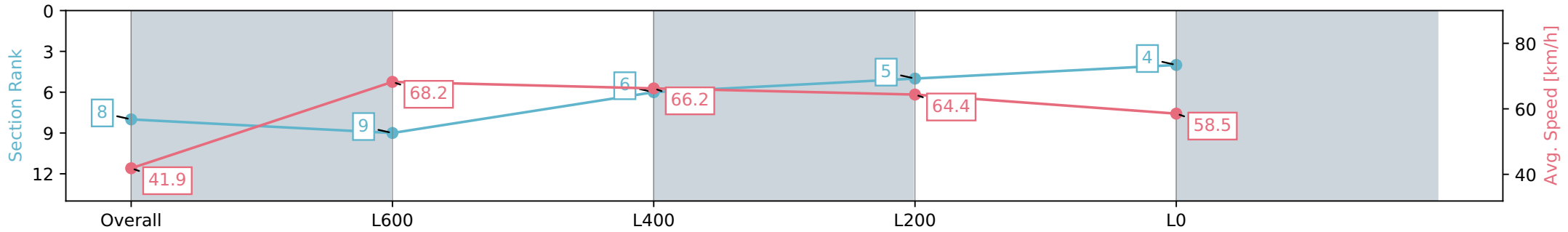
Race 5: Thomas Farms Benchmark 56 Handicap - 900m

15 May 2024 - 3:05PM

Track Rating: Soft 5, Weather: Overcast, Rail Position: +7m Entire



Section	Overall	L600	L400	L200	L0
Section Times	0:53.60 [8] (0:08.61)	0:44.99 [9] (0:10.61)	0:34.38 [6] (0:10.89)	0:23.49 [5] (0:11.21)	0:12.28 [4] (0:12.28)
Average Speed [km/h]	41.9	68.2	66.2	64.4	58.5
Top Speed [km/h]	67.3	70.3	68.8	66.0	62.5
Avg. Dist. to Rail [m]	1.8	1.9	0.7	1.2	2.4
Avg. Stride Freq. [Hz]	2.4	2.6	2.6	2.5	2.4
Avg. Stride Length [m]	4.9	7.4	7.1	7.2	6.9



[] Ranking at each section and finish
 -:-:- No data available at this section
 NA No data available

Horse/Jockey Name	REDWINELOVER/Alan Lai
Finish Rank	9
Fastest Section Time (Section)	0:10.74 (L800)
Top Speed [km/h] (Section)	70.1 (Overall)
Race State	Finished



Thomas Farms RC Murray Bridge SA - Professional

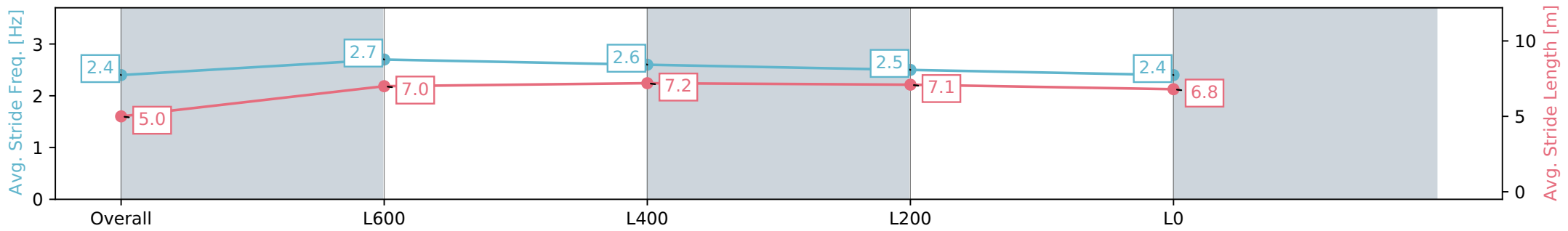
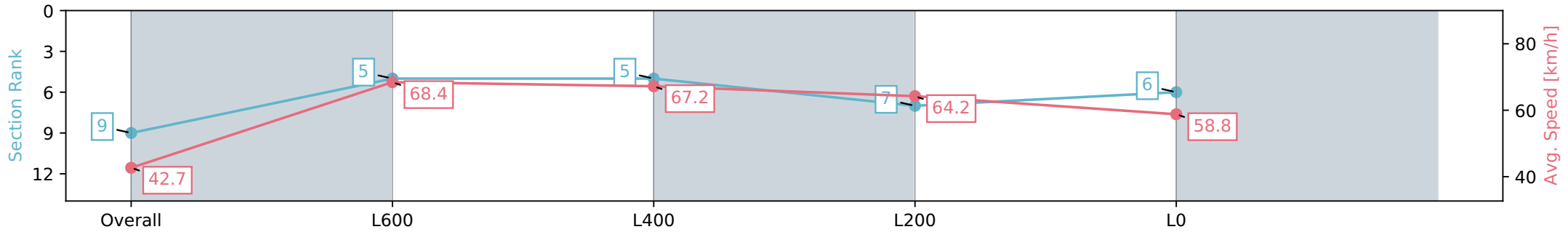
Race 5: Thomas Farms Benchmark 56 Handicap - 900m

15 May 2024 - 3:05PM

Track Rating: Soft 5, Weather: Overcast, Rail Position: +7m Entire



Section	Overall	L600	L400	L200	L0
Section Times	0:53.65 [9] (0:08.47)	0:45.18 [5] (0:10.74)	0:34.44 [5] (0:10.98)	0:23.46 [7] (0:11.23)	0:12.23 [6] (0:12.23)
Average Speed [km/h]	42.7	68.4	67.2	64.2	58.8
Top Speed [km/h]	66.9	70.1	69.1	65.9	61.6
Avg. Dist. to Rail [m]	9.1	7.0	6.5	12.2	13.8
Avg. Stride Freq. [Hz]	2.4	2.7	2.6	2.5	2.4
Avg. Stride Length [m]	5.0	7.0	7.2	7.1	6.8



[] Ranking at each section and finish
 -:-:- No data available at this section
 NA No data available

Horse/Jockey Name	EGYPTIAN TYCOON/Caitlyn Munro
Finish Rank	10
Fastest Section Time (Section)	0:10.69 (L800)
Top Speed [km/h] (Section)	69.7 (Overall)
Race State	Finished



Thomas Farms RC Murray Bridge SA - Professional

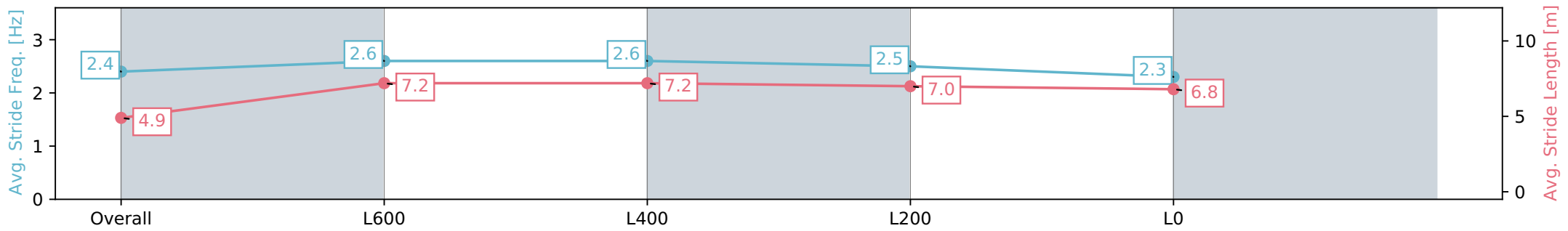
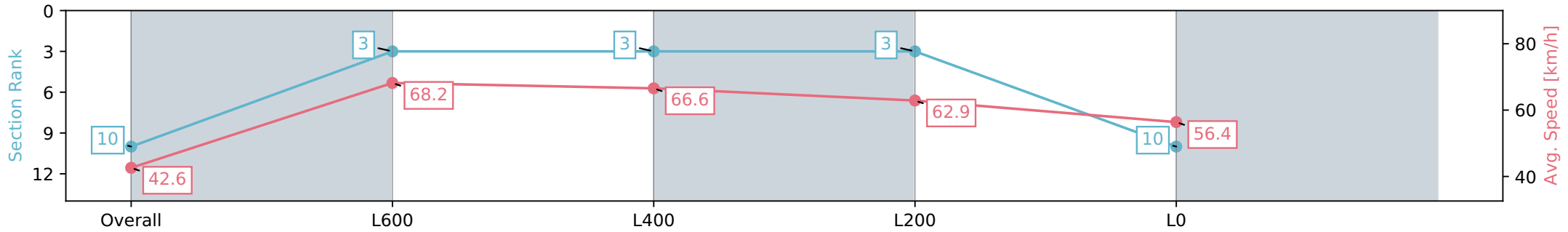
Race 5: Thomas Farms Benchmark 56 Handicap - 900m

15 May 2024 - 3:05PM

Track Rating: Soft 5, Weather: Overcast, Rail Position: +7m Entire



Section	Overall	L600	L400	L200	L0
Section Times	0:54.32 [10] (0:08.44)	0:45.88 [3] (0:10.69)	0:35.19 [3] (0:10.96)	0:24.23 [3] (0:11.45)	0:12.78 [10] (0:12.78)
Average Speed [km/h]	42.6	68.2	66.6	62.9	56.4
Top Speed [km/h]	64.9	69.7	69.1	64.8	60.1
Avg. Dist. to Rail [m]	2.6	3.6	3.2	4.9	3.8
Avg. Stride Freq. [Hz]	2.4	2.6	2.6	2.5	2.3
Avg. Stride Length [m]	4.9	7.2	7.2	7.0	6.8



- [] Ranking at each section and finish
- :-:- No data available at this section
- NA No data available

Horse/Jockey Name	THE SILENT DEVIL/Justin Potter
Finish Rank	11
Fastest Section Time (Section)	0:10.76 (L800)
Top Speed [km/h] (Section)	68.3 (Overall)
Race State	Finished



Thomas Farms RC Murray Bridge SA - Professional

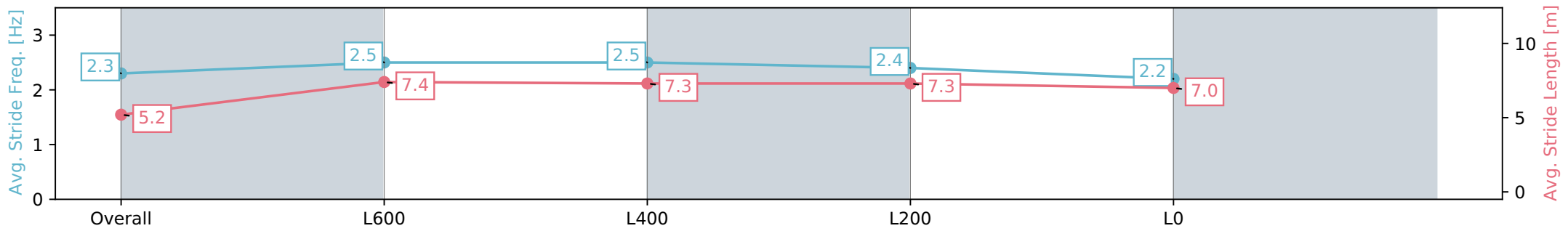
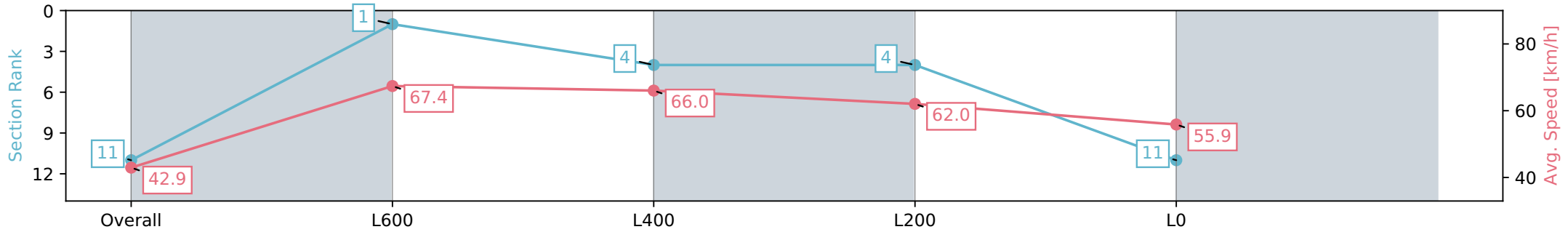
Race 5: Thomas Farms Benchmark 56 Handicap - 900m

15 May 2024 - 3:05PM

Track Rating: Soft 5, Weather: Overcast, Rail Position: +7m Entire



Section	Overall	L600	L400	L200	L0
Section Times	0:54.61 [11] (0:08.39)	0:46.22 [1] (0:10.76)	0:35.46 [4] (0:10.94)	0:24.52 [4] (0:11.61)	0:12.91 [11] (0:12.91)
Average Speed [km/h]	42.9	67.4	66.0	62.0	55.9
Top Speed [km/h]	64.6	68.3	67.7	64.3	59.4
Avg. Dist. to Rail [m]	1.0	1.8	1.4	2.8	3.5
Avg. Stride Freq. [Hz]	2.3	2.5	2.5	2.4	2.2
Avg. Stride Length [m]	5.2	7.4	7.3	7.3	7.0



[] Ranking at each section and finish
 -:-:- No data available at this section
 NA No data available