



RACINGSA

Thomas Farms RC Murray Bridge SA

Race 3: Spry Civil Construction Maiden Plate - 1000m

15 May 2024 - 1:58PM



Murray Bridge
Racing Club

Track Rating: Soft 5, Weather: Overcast, Rail Position: +7m Entire

Section Field Times							Overall	L800	L600	L400	L200		
							0:57.74 (0:13.72)	0:44.02 (0:10.33)	0:33.69 (0:10.81)	0:22.88 (0:11.10)	0:11.77 (0:11.77)		
Position	#	Horse/Jockey	Barrier	Top Speed [km/h]	Fastest Section	First 400m						Margin	Distance Travelled From Winner [m]
1	10	HAJRA Ben Price	10	71.4 1000-800	0:10.48 800-600	0:24.81	0:57.74 (0:14.33)	0:43.41 [9] (0:10.48)	0:32.93 [9] (0:10.77)	0:22.16 [9] (0:10.70)	0:11.46 [2] (0:11.46)	0:57.74	
2	6	MINE ALL MINE Jason Holder	1	72.5 1000-800	0:10.26 800-600	0:24.05	0:57.99 (0:13.79)	0:44.20 [2] (0:10.26)	0:33.94 [2] (0:10.81)	0:23.13 [1] (0:11.10)	0:12.03 [1] (0:12.03)	0.25L	-5
3	5	FASHION DOG Justin Potter	8	70.8 1000-800	0:10.47 800-600	0:24.73	0:58.52 (0:14.26)	0:44.26 [8] (0:10.47)	0:33.79 [8] (0:10.77)	0:23.02 [8] (0:11.06)	0:11.96 [7] (0:11.96)	0.53L	-6
4	2	KAESLERKRUZEN Jacob Opperman	2	70.5 1000-800	0:10.48 800-600	0:24.49	0:58.61 (0:14.01)	0:44.60 [6] (0:10.48)	0:34.12 [6] (0:10.76)	0:23.36 [3] (0:11.18)	0:12.18 [4] (0:12.18)	0.09L	-6
5	9	BLANC VISAGE Dom Tourneur	5	71.9 1000-800	0:10.56 800-600	0:24.39	0:58.67 (0:13.82)	0:44.85 [4] (0:10.56)	0:34.28 [4] (0:10.93)	0:23.35 [5] (0:11.17)	0:12.18 [5] (0:12.18)	0.06L	+1
6	13	TAKING OMAHA Alan Lai	4	70.4 1000-800	0:10.55 800-600	0:24.48	0:58.88 (0:13.93)	0:44.95 [5] (0:10.55)	0:34.40 [5] (0:10.94)	0:23.46 [6] (0:11.14)	0:12.32 [6] (0:12.32)	0.21L	-3
7	3	THE CREED Lachlan Neindorf	9	70.2 1000-800	0:10.52 800-600	0:24.88	0:58.96 (0:14.36)	0:44.60 [10] (0:10.52)	0:34.08 [10] (0:10.84)	0:23.24 [10] (0:11.21)	0:12.03 [10] (0:12.03)	0.08L	-3
8	12	SNORE ROOM Kayla Crowther	3	71.9 1000-800	0:10.33 800-600	0:24.04	0:59.03 (0:13.71)	0:45.32 [1] (0:10.33)	0:34.99 [1] (0:10.91)	0:24.08 [2] (0:11.45)	0:12.63 [3] (0:12.63)	0.07L	-3
9	7	ANDAMOOKA Caitlyn Munro	15	69.4 1000-800	0:10.61 800-600	0:25.26	0:59.07 (0:14.65)	0:44.42 [13] (0:10.61)	0:33.81 [12] (0:10.81)	0:23.00 [11] (0:11.00)	0:12.00 [11] (0:12.00)	0.04L	-4
10	15	SHAMPAS Stacey Metcalfe	14	69.2 1000-800	0:10.77 800-600	0:25.34	0:59.16 (0:14.56)	0:44.59 [12] (0:10.77)	0:33.82 [13] (0:11.10)	0:22.72 [14] (0:11.01)	0:11.71 [12] (0:11.71)	0.09L	+1

Scratched: Revolution Belle (#8), Presto Denaro (#16)

Report Created: Wed 15 May 2024 15:32:47 GMT+10 (Note: Timing is based on positional data)

- [] Position in running at each section and finish
- # Saddle cloth number
- :-:- No data available at this section
- DNF Did not finish
- NA No data available
- DNT Did not track
- █ Background shading for fastest section



RACINGSA

Thomas Farms RC Murray Bridge SA

Race 3: Spry Civil Construction Maiden Plate - 1000m

15 May 2024 - 1:58PM



Murray Bridge
Racing Club

Track Rating: Soft 5, Weather: Overcast, Rail Position: +7m Entire

Section	Overall	L800	L600	L400	L200
Field Times	0:57.74 (0:13.72)	0:44.02 (0:10.33)	0:33.69 (0:10.81)	0:22.88 (0:11.10)	0:11.77 (0:11.77)

Position	#	Horse/Jockey	Barrier	Top Speed [km/h]	Fastest Section	First 400m	Overall	L800	L600	L400	L200	Margin	Distance Travelled From Winner [m]
11	1	FRONTAL ATTACK Dylan Caboche	7	70.3 1000-800	0:10.52 800-600	0:24.63	0:59.25 (0:14.11)	0:45.14 [7] (0:10.52)	0:34.62 [7] (0:10.80)	0:23.82 [7] (0:11.34)	0:12.48 [8] (0:12.48)	0.09L	+0
12	4	ZAIN PRINCE Sairyn Fawke	16	69.1 1000-800	0:10.75 800-600	0:25.51	0:59.38 (0:14.76)	0:44.62 [14] (0:10.75)	0:33.87 [14] (0:10.85)	0:23.02 [13] (0:11.11)	0:11.91 [14] (0:11.91)	0.13L	-1
13	14	THIAGO Alana Livesey	6	68.6 1000-800	0:10.75 800-600	0:25.18	0:59.43 (0:14.43)	0:45.00 [11] (0:10.75)	0:34.25 [11] (0:11.02)	0:23.23 [12] (0:11.26)	0:11.97 [13] (0:11.97)	0.05L	-3
14	11	ONEOFTHESENIGHTS Teagan Voorham	12	71.6 1000-800	0:10.37 800-600	0:24.18	0:59.64 (0:13.81)	0:45.83 [3] (0:10.37)	0:35.46 [3] (0:11.09)	0:24.37 [4] (0:11.51)	0:12.86 [9] (0:12.86)	0.21L	-1

Scratched: Revolution Belle (#8), Presto Denaro (#16)

- [] Position in running at each section and finish # Saddle cloth number
- :-:- No data available at this section DNF Did not finish
- NA No data available DNT Did not track
- Background shading for fastest section

Horse/Jockey Name	HAJRA/Ben Price
Finish Rank	1
Fastest Section Time (Section)	0:10.48 (L800)
Top Speed [km/h] (Section)	71.4 (Overall)
Race State	Finished



Thomas Farms RC Murray Bridge SA - Professional

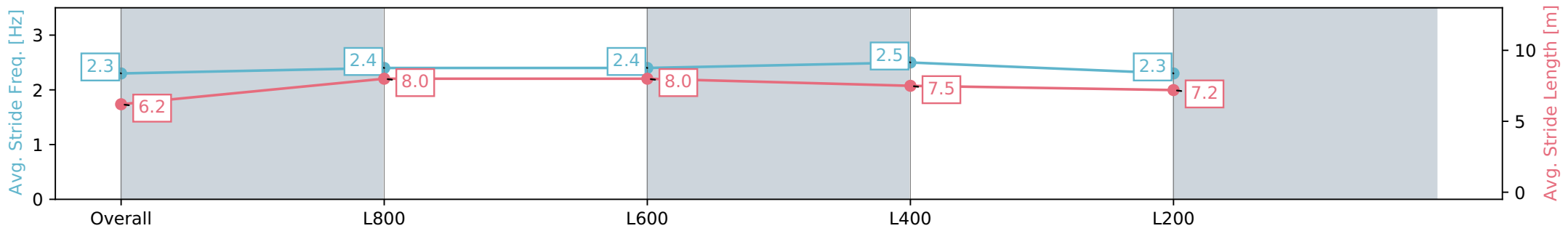
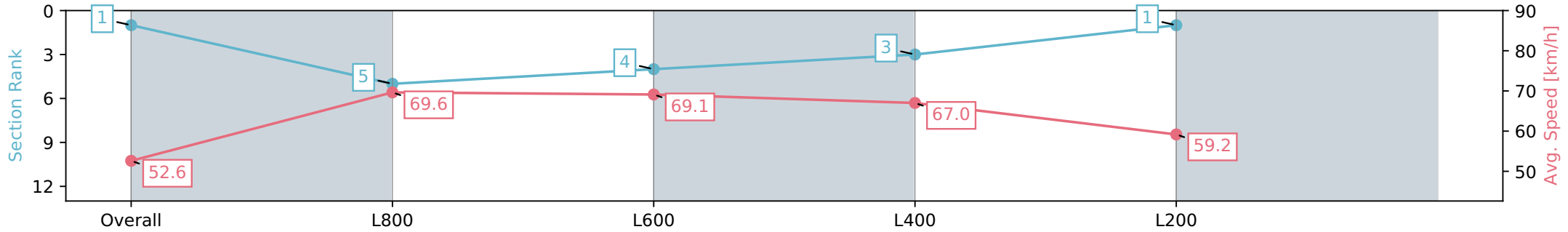
Race 3: Spry Civil Construction Maiden Plate - 1000m

15 May 2024 - 1:58PM

Track Rating: Soft 5, Weather: Overcast, Rail Position: +7m Entire



Section	Overall	L800	L600	L400	L200
Section Times	0:57.74 [1] (0:14.33)	0:43.41 [9] (0:10.48)	0:32.93 [9] (0:10.77)	0:22.16 [9] (0:10.70)	0:11.46 [2] (0:11.46)
Average Speed [km/h]	50.3	69.8	68.1	67.2	62.9
Top Speed [km/h]	69.7	71.4	68.6	68.2	65.5
Avg. Dist. to Rail [m]	4.9	4.8	4.7	9.5	4.9
Avg. Stride Freq. [Hz]	2.2	2.5	2.4	2.5	2.4
Avg. Stride Length [m]	6.3	7.7	7.8	7.5	7.3



[] Ranking at each section and finish
 -:-:- No data available at this section
 NA No data available

Horse/Jockey Name	MINE ALL MINE/Jason Holder
Finish Rank	2
Fastest Section Time (Section)	0:10.26 (L800)
Top Speed [km/h] (Section)	72.5 (Overall)
Race State	Finished



Thomas Farms RC Murray Bridge SA - Professional

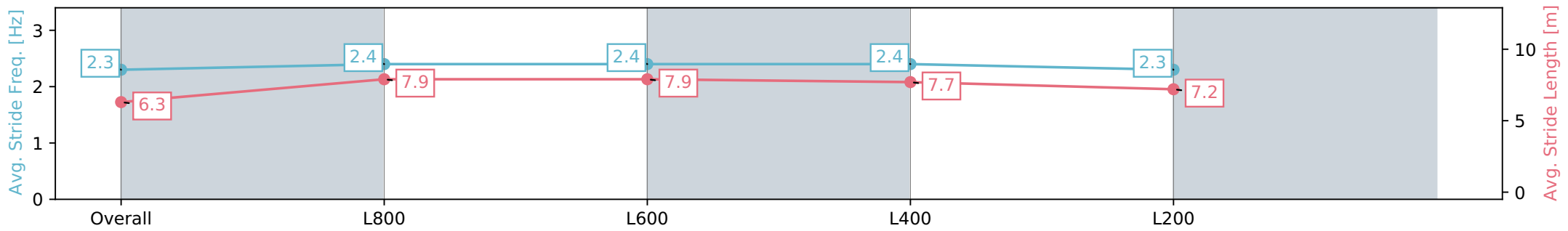
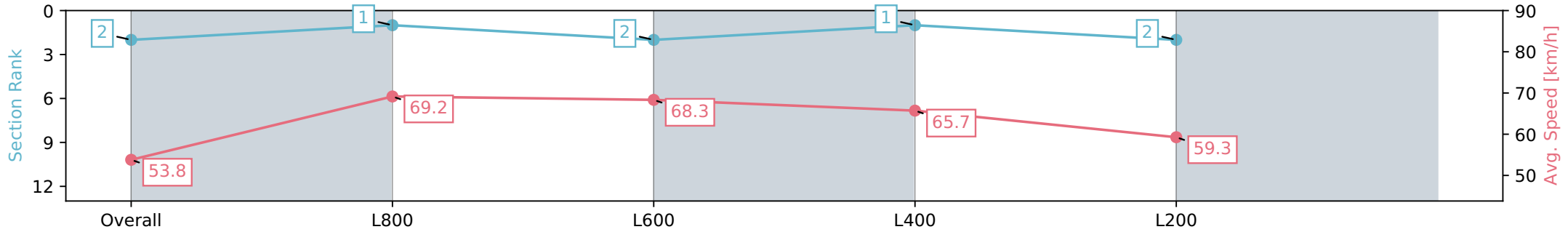
Race 3: Spry Civil Construction Maiden Plate - 1000m

15 May 2024 - 1:58PM

Track Rating: Soft 5, Weather: Overcast, Rail Position: +7m Entire



Section	Overall	L800	L600	L400	L200
Section Times	0:57.99 [2] (0:13.79)	0:44.20 [2] (0:10.26)	0:33.94 [2] (0:10.81)	0:23.13 [1] (0:11.10)	0:12.03 [1] (0:12.03)
Average Speed [km/h]	52.2	70.6	66.9	64.8	59.8
Top Speed [km/h]	72.5	72.5	68.5	66.0	62.9
Avg. Dist. to Rail [m]	2.9	1.7	1.2	2.5	2.1
Avg. Stride Freq. [Hz]	2.4	2.5	2.4	2.4	2.4
Avg. Stride Length [m]	6.2	7.8	7.7	7.4	7.1



[] Ranking at each section and finish
 -:-:- No data available at this section
 NA No data available

Horse/Jockey Name	FASHION DOG/Justin Potter
Finish Rank	3
Fastest Section Time (Section)	0:10.47 (L800)
Top Speed [km/h] (Section)	70.8 (Overall)
Race State	Finished



Thomas Farms RC Murray Bridge SA - Professional

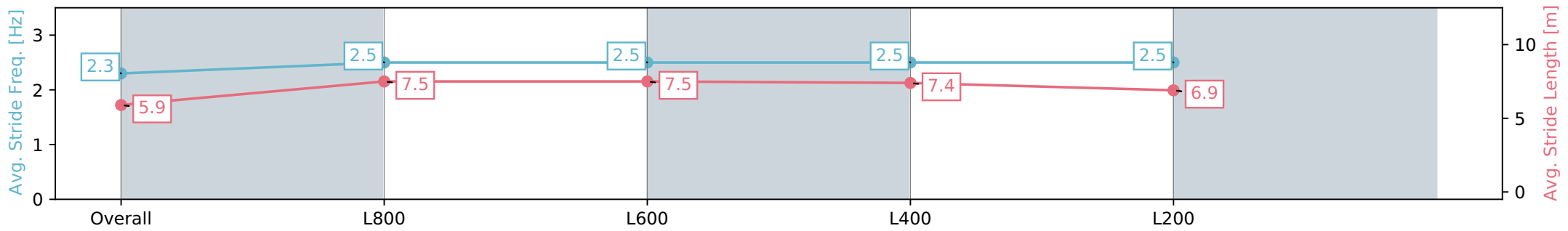
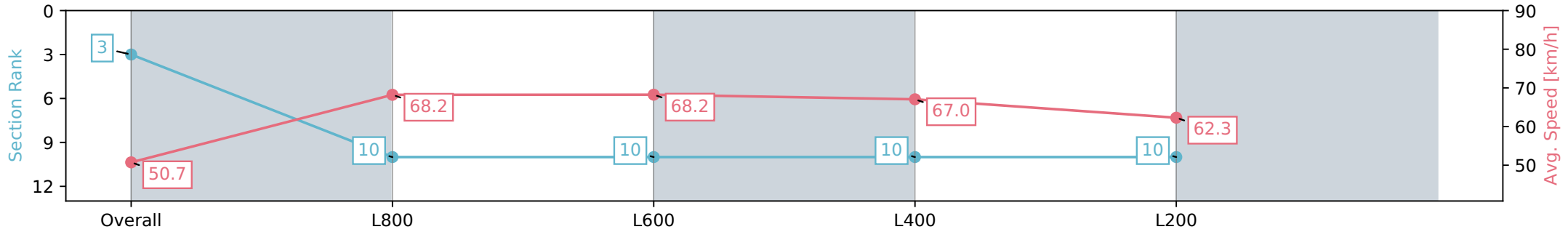
Race 3: Spry Civil Construction Maiden Plate - 1000m

15 May 2024 - 1:58PM

Track Rating: Soft 5, Weather: Overcast, Rail Position: +7m Entire



Section	Overall	L800	L600	L400	L200
Section Times	0:58.52 [3] (0:14.26)	0:44.26 [8] (0:10.47)	0:33.79 [8] (0:10.77)	0:23.02 [8] (0:11.06)	0:11.96 [7] (0:11.96)
Average Speed [km/h]	50.5	69.1	66.9	65.1	60.2
Top Speed [km/h]	69.7	70.8	67.6	67.1	61.9
Avg. Dist. to Rail [m]	2.3	1.2	0.8	3.7	4.0
Avg. Stride Freq. [Hz]	2.2	2.3	2.3	2.3	2.2
Avg. Stride Length [m]	6.4	8.2	8.0	7.7	7.4



- [] Ranking at each section and finish
- :-:- No data available at this section
- NA No data available

Horse/Jockey Name	KAESLERKRUZEN/Jacob Opperman
Finish Rank	4
Fastest Section Time (Section)	0:10.48 (L800)
Top Speed [km/h] (Section)	70.5 (Overall)
Race State	Finished



Thomas Farms RC Murray Bridge SA - Professional

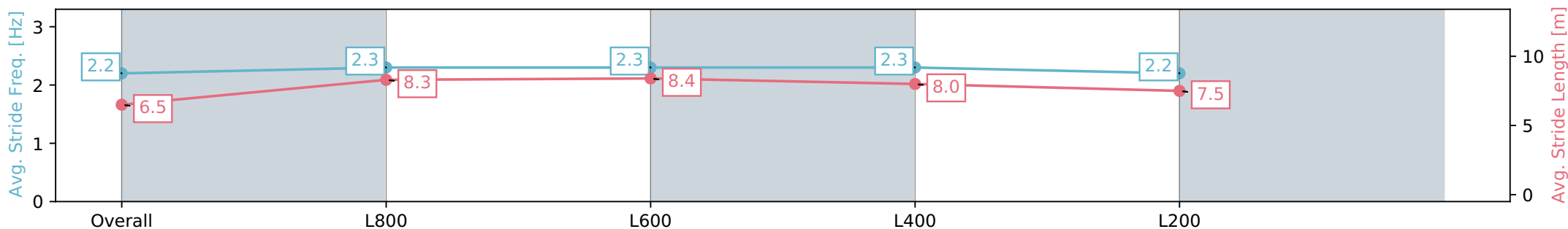
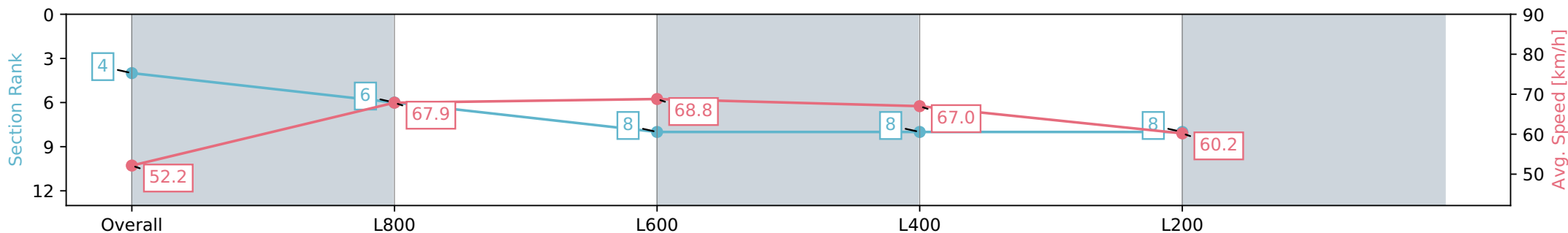
Race 3: Spry Civil Construction Maiden Plate - 1000m

15 May 2024 - 1:58PM

Track Rating: Soft 5, Weather: Overcast, Rail Position: +7m Entire



Section	Overall	L800	L600	L400	L200
Section Times	0:58.61 [4] (0:14.01)	0:44.60 [6] (0:10.48)	0:34.12 [6] (0:10.76)	0:23.36 [3] (0:11.18)	0:12.18 [4] (0:12.18)
Average Speed [km/h]	51.3	69.2	67.0	64.3	59.2
Top Speed [km/h]	69.8	70.5	68.6	66.4	61.9
Avg. Dist. to Rail [m]	1.8	1.5	0.7	2.0	2.3
Avg. Stride Freq. [Hz]	2.3	2.4	2.4	2.3	2.2
Avg. Stride Length [m]	6.4	7.9	7.8	7.6	7.4



- [] Ranking at each section and finish
- :-:- No data available at this section
- NA No data available

Horse/Jockey Name	BLANC VISAGE/Dom Tourneur
Finish Rank	5
Fastest Section Time (Section)	0:10.56 (L800)
Top Speed [km/h] (Section)	71.9 (Overall)
Race State	Finished



Thomas Farms RC Murray Bridge SA - Professional

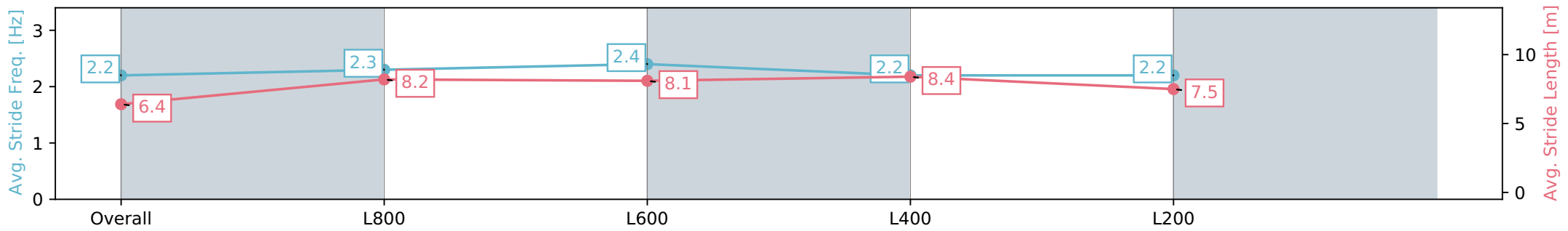
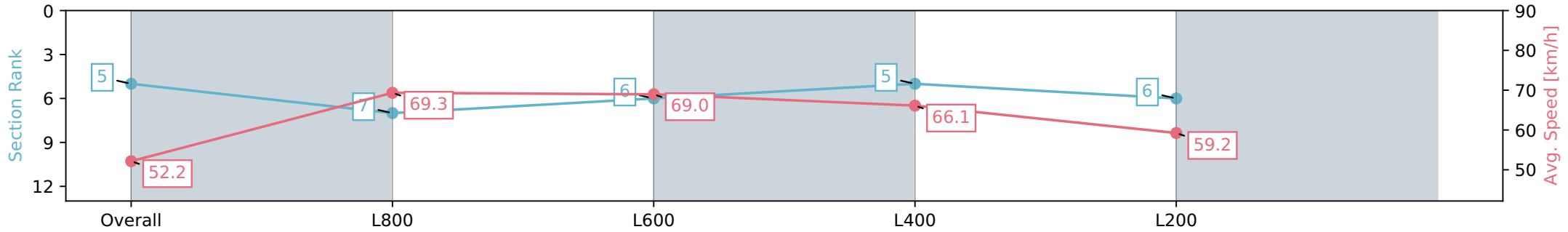
Race 3: Spry Civil Construction Maiden Plate - 1000m

15 May 2024 - 1:58PM

Track Rating: Soft 5, Weather: Overcast, Rail Position: +7m Entire



Section	Overall	L800	L600	L400	L200
Section Times	0:58.67 [5] (0:13.82)	0:44.85 [4] (0:10.56)	0:34.28 [4] (0:10.93)	0:23.35 [5] (0:11.17)	0:12.18 [5] (0:12.18)
Average Speed [km/h]	52.1	69.4	67.2	64.5	59.1
Top Speed [km/h]	71.1	71.9	68.3	67.1	61.9
Avg. Dist. to Rail [m]	2.5	5.8	4.3	5.6	5.7
Avg. Stride Freq. [Hz]	2.4	2.5	2.4	2.4	2.3
Avg. Stride Length [m]	6.1	7.7	7.6	7.4	7.1



- [] Ranking at each section and finish
- :-:- No data available at this section
- NA No data available

Horse/Jockey Name	TAKING OMAHA/Alan Lai
Finish Rank	6
Fastest Section Time (Section)	0:10.55 (L800)
Top Speed [km/h] (Section)	70.4 (Overall)
Race State	Finished



Thomas Farms RC Murray Bridge SA - Professional

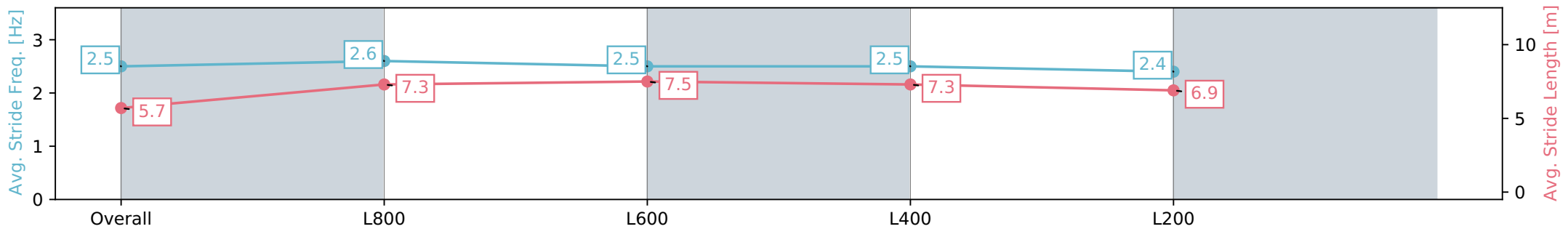
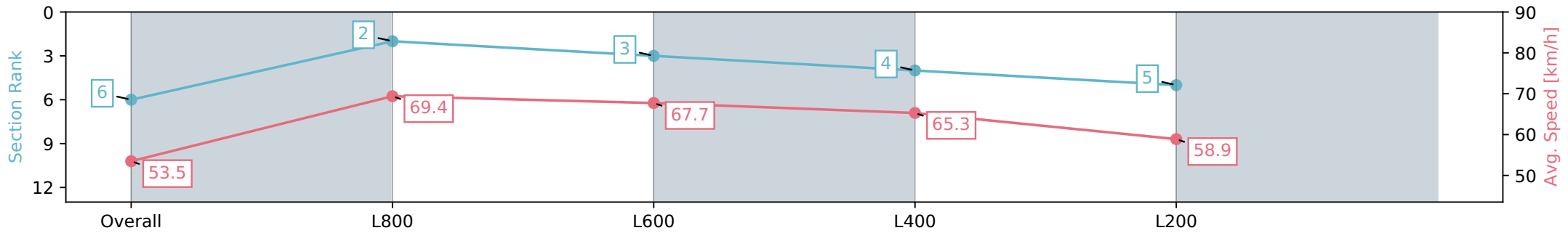
Race 3: Spry Civil Construction Maiden Plate - 1000m

15 May 2024 - 1:58PM

Track Rating: Soft 5, Weather: Overcast, Rail Position: +7m Entire



Section	Overall	L800	L600	L400	L200
Section Times	0:58.88 [6] (0:13.93)	0:44.95 [5] (0:10.55)	0:34.40 [5] (0:10.94)	0:23.46 [6] (0:11.14)	0:12.32 [6] (0:12.32)
Average Speed [km/h]	51.7	68.9	66.6	64.6	58.5
Top Speed [km/h]	69.1	70.4	67.8	66.6	61.9
Avg. Dist. to Rail [m]	1.3	3.0	2.7	5.9	6.6
Avg. Stride Freq. [Hz]	2.4	2.5	2.4	2.4	2.3
Avg. Stride Length [m]	6.1	7.7	7.6	7.5	7.2



- [] Ranking at each section and finish
- :-:- No data available at this section
- NA No data available

Horse/Jockey Name	THE CREED/Lachlan Neindorf
Finish Rank	7
Fastest Section Time (Section)	0:10.52 (L800)
Top Speed [km/h] (Section)	70.2 (Overall)
Race State	Finished



Thomas Farms RC Murray Bridge SA - Professional

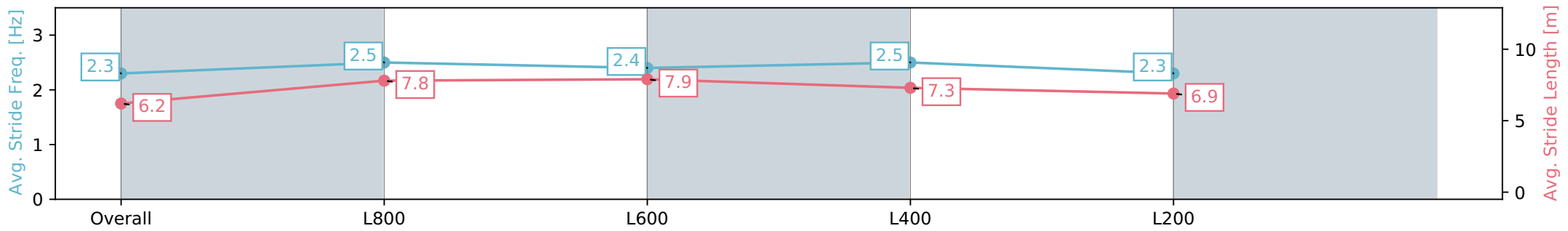
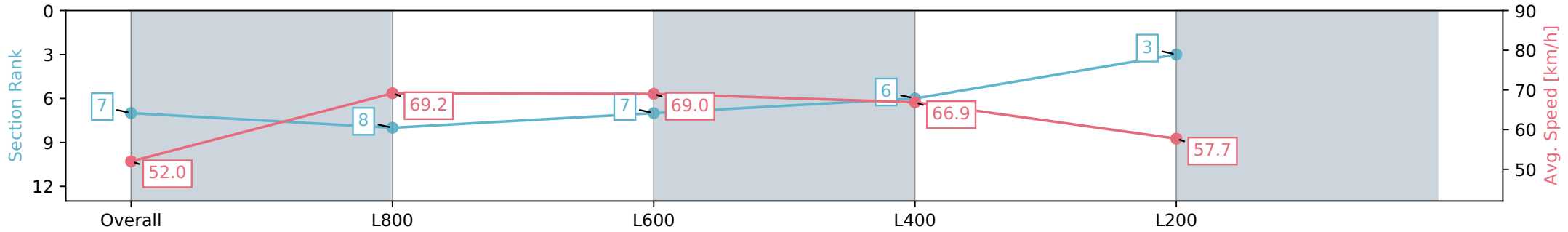
Race 3: Spry Civil Construction Maiden Plate - 1000m

15 May 2024 - 1:58PM

Track Rating: Soft 5, Weather: Overcast, Rail Position: +7m Entire



Section	Overall	L800	L600	L400	L200
Section Times	0:58.96 [7] (0:14.36)	0:44.60 [10] (0:10.52)	0:34.08 [10] (0:10.84)	0:23.24 [10] (0:11.21)	0:12.03 [10] (0:12.03)
Average Speed [km/h]	50.2	69.0	67.0	64.2	59.9
Top Speed [km/h]	68.8	70.2	68.3	67.5	61.1
Avg. Dist. to Rail [m]	3.6	2.7	2.5	6.3	6.9
Avg. Stride Freq. [Hz]	2.3	2.5	2.4	2.4	2.3
Avg. Stride Length [m]	6.1	7.6	7.5	7.4	7.2



[] Ranking at each section and finish
 -:-:- No data available at this section
 NA No data available

Horse/Jockey Name	SNORE ROOM/Kayla Crowther
Finish Rank	8
Fastest Section Time (Section)	0:10.33 (L800)
Top Speed [km/h] (Section)	71.9 (Overall)
Race State	Finished



Thomas Farms RC Murray Bridge SA - Professional

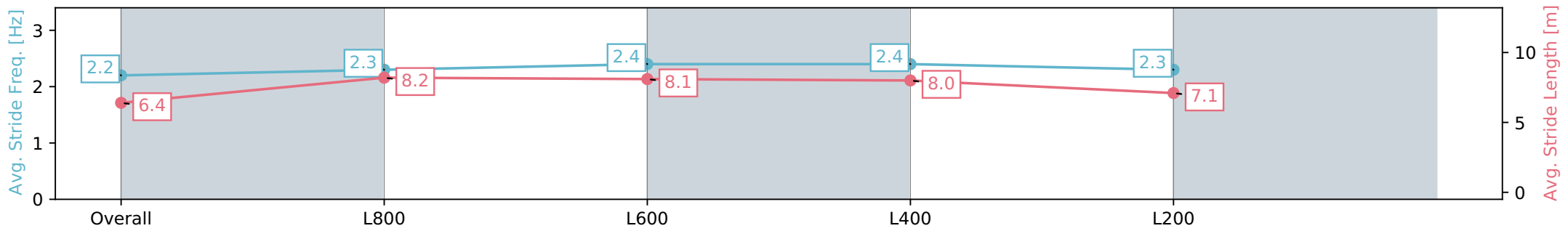
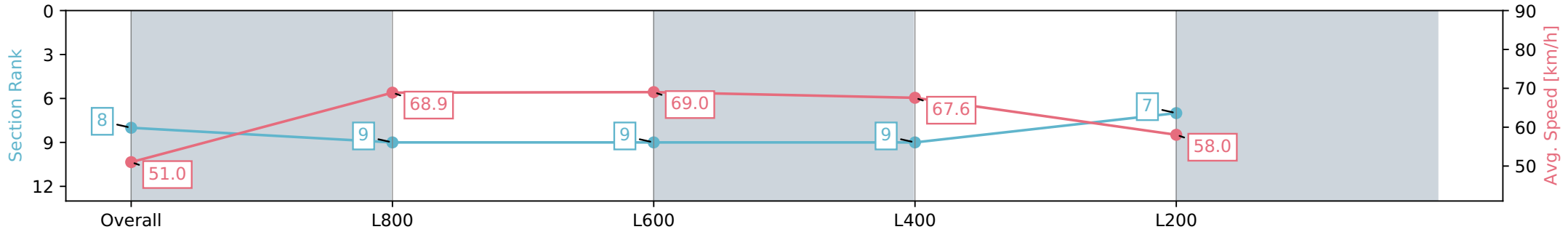
Race 3: Spry Civil Construction Maiden Plate - 1000m

15 May 2024 - 1:58PM

Track Rating: Soft 5, Weather: Overcast, Rail Position: +7m Entire



Section	Overall	L800	L600	L400	L200
Section Times	0:59.03 [8] (0:13.71)	0:45.32 [1] (0:10.33)	0:34.99 [1] (0:10.91)	0:24.08 [2] (0:11.45)	0:12.63 [3] (0:12.63)
Average Speed [km/h]	52.5	70.5	66.7	62.8	57.0
Top Speed [km/h]	71.6	71.9	68.4	64.7	60.8
Avg. Dist. to Rail [m]	1.1	2.9	2.9	4.5	3.8
Avg. Stride Freq. [Hz]	2.4	2.5	2.4	2.3	2.3
Avg. Stride Length [m]	6.3	7.9	7.6	7.4	6.9



[] Ranking at each section and finish
 -:-:- No data available at this section
 NA No data available

Horse/Jockey Name	ANDAMOOKA/Caitlyn Munro
Finish Rank	9
Fastest Section Time (Section)	0:10.61 (L800)
Top Speed [km/h] (Section)	69.4 (Overall)
Race State	Finished



Thomas Farms RC Murray Bridge SA - Professional

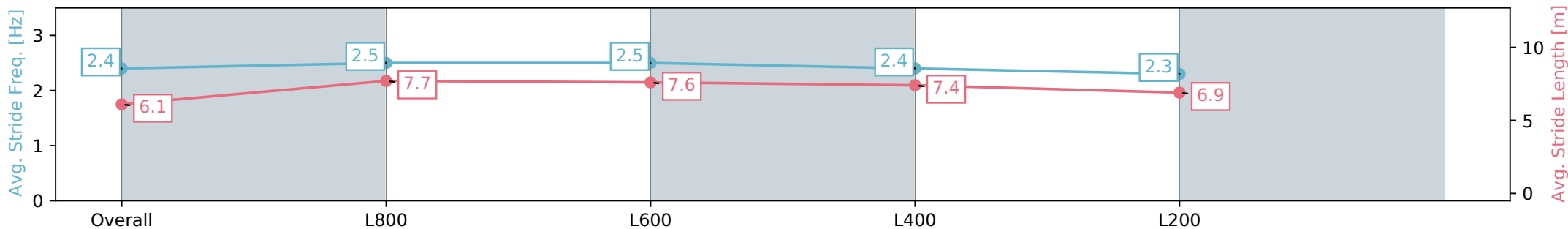
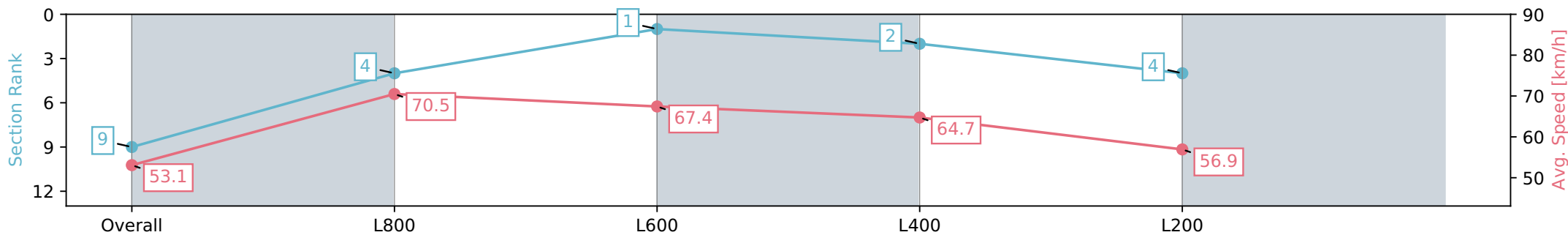
Race 3: Spry Civil Construction Maiden Plate - 1000m

15 May 2024 - 1:58PM

Track Rating: Soft 5, Weather: Overcast, Rail Position: +7m Entire



Section	Overall	L800	L600	L400	L200
Section Times	0:59.07 [9] (0:14.65)	0:44.42 [13] (0:10.61)	0:33.81 [12] (0:10.81)	0:23.00 [11] (0:11.00)	0:12.00 [11] (0:12.00)
Average Speed [km/h]	49.2	68.4	67.1	65.6	59.9
Top Speed [km/h]	68.3	69.4	69.2	67.4	62.6
Avg. Dist. to Rail [m]	5.0	2.1	2.0	5.2	2.7
Avg. Stride Freq. [Hz]	2.4	2.5	2.5	2.5	2.4
Avg. Stride Length [m]	5.9	7.5	7.4	7.3	6.9



- [] Ranking at each section and finish
- :-:- No data available at this section
- NA No data available

Horse/Jockey Name	SHAMPAS/Stacey Metcalfe
Finish Rank	10
Fastest Section Time (Section)	0:10.77 (L800)
Top Speed [km/h] (Section)	69.2 (Overall)
Race State	Finished



Thomas Farms RC Murray Bridge SA - Professional

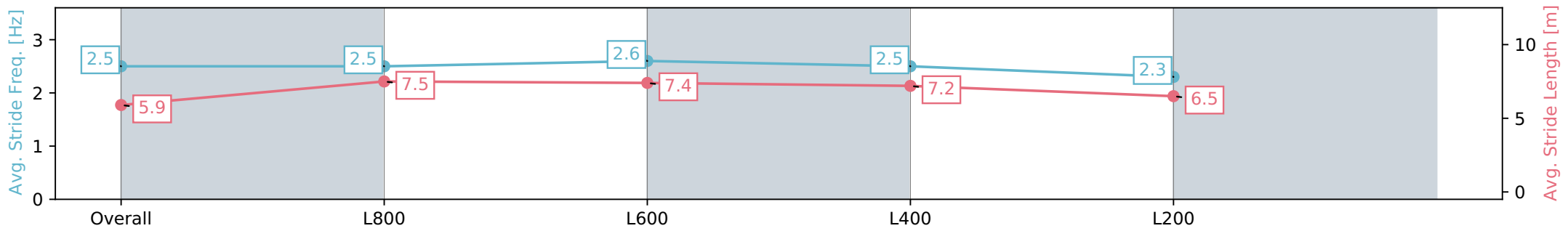
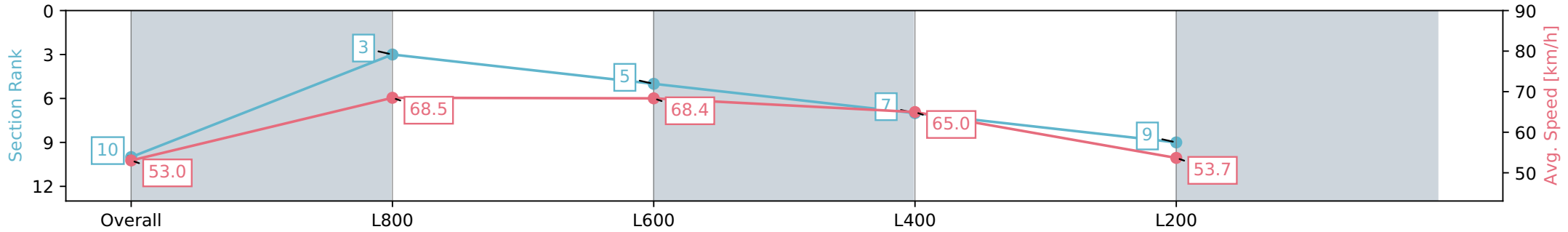
Race 3: Spry Civil Construction Maiden Plate - 1000m

15 May 2024 - 1:58PM

Track Rating: Soft 5, Weather: Overcast, Rail Position: +7m Entire



Section	Overall	L800	L600	L400	L200
Section Times	0:59.16 [10] (0:14.56)	0:44.59 [12] (0:10.77)	0:33.82 [13] (0:11.10)	0:22.72 [14] (0:11.01)	0:11.71 [12] (0:11.71)
Average Speed [km/h]	49.5	68.1	66.2	65.4	61.5
Top Speed [km/h]	67.2	69.2	66.9	66.6	63.5
Avg. Dist. to Rail [m]	5.8	5.3	5.0	8.4	10.7
Avg. Stride Freq. [Hz]	2.5	2.6	2.5	2.5	2.5
Avg. Stride Length [m]	5.7	7.3	7.1	7.2	6.9



[] Ranking at each section and finish
 -:-:- No data available at this section
 NA No data available

Horse/Jockey Name	FRONTAL ATTACK/Dylan Caboche
Finish Rank	11
Fastest Section Time (Section)	0:10.52 (L800)
Top Speed [km/h] (Section)	70.3 (Overall)
Race State	Finished



Thomas Farms RC Murray Bridge SA - Professional

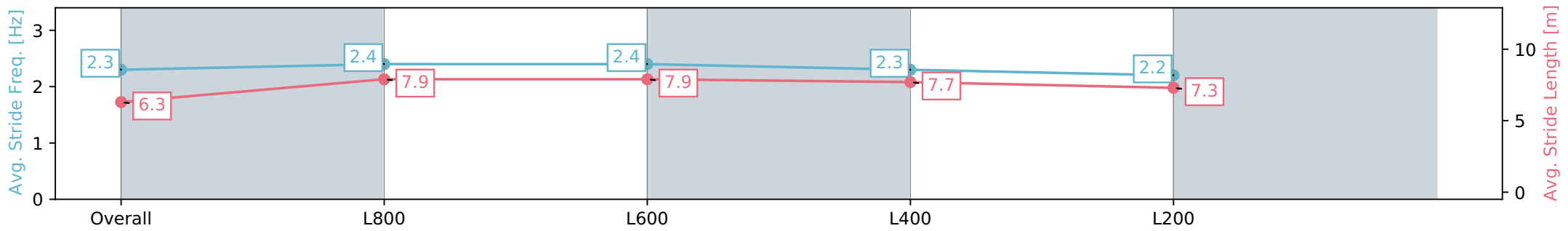
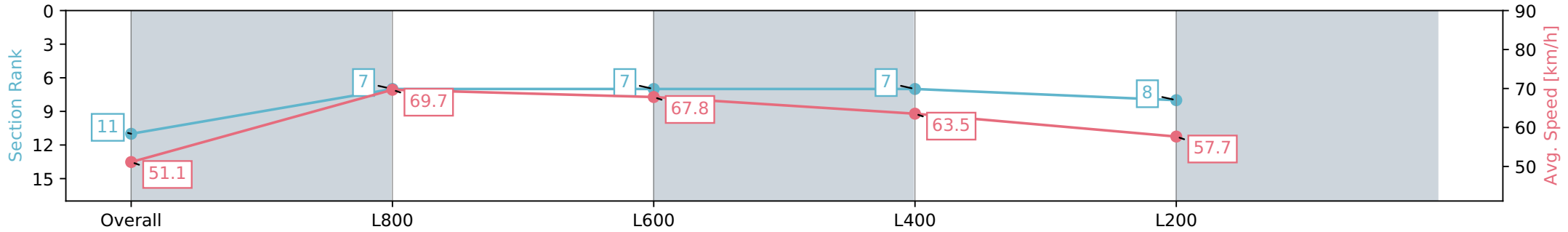
Race 3: Spry Civil Construction Maiden Plate - 1000m

15 May 2024 - 1:58PM

Track Rating: Soft 5, Weather: Overcast, Rail Position: +7m Entire



Section	Overall	L800	L600	L400	L200
Section Times	0:59.25 [11] (0:14.11)	0:45.14 [7] (0:10.52)	0:34.62 [7] (0:10.80)	0:23.82 [7] (0:11.34)	0:12.48 [8] (0:12.48)
Average Speed [km/h]	51.1	69.7	67.8	63.5	57.7
Top Speed [km/h]	69.9	70.3	68.6	66.2	61.1
Avg. Dist. to Rail [m]	3.3	5.1	4.2	8.8	10.0
Avg. Stride Freq. [Hz]	2.3	2.4	2.4	2.3	2.2
Avg. Stride Length [m]	6.3	7.9	7.9	7.7	7.3



- [] Ranking at each section and finish
- :-:- No data available at this section
- NA No data available

Horse/Jockey Name	ZAIN PRINCE/Sairyn Fawke
Finish Rank	12
Fastest Section Time (Section)	0:10.75 (L800)
Top Speed [km/h] (Section)	69.1 (Overall)
Race State	Finished



Thomas Farms RC Murray Bridge SA - Professional

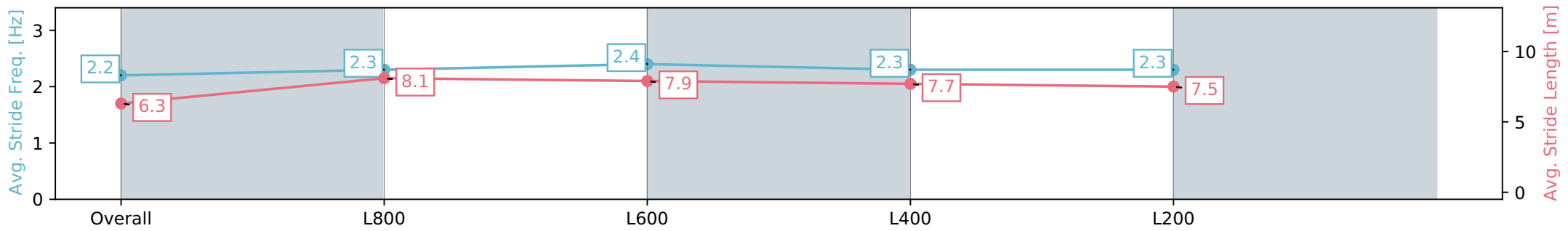
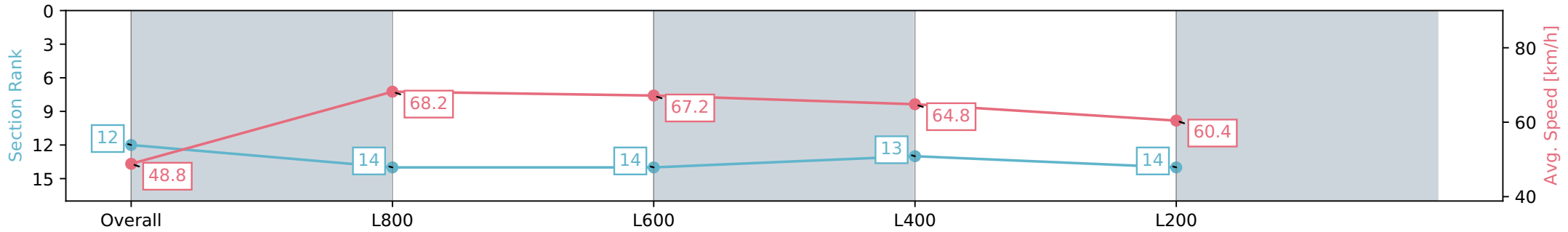
Race 3: Spry Civil Construction Maiden Plate - 1000m

15 May 2024 - 1:58PM

Track Rating: Soft 5, Weather: Overcast, Rail Position: +7m Entire



Section	Overall	L800	L600	L400	L200
Section Times	0:59.38 [12] (0:14.76)	0:44.62 [14] (0:10.75)	0:33.87 [14] (0:10.85)	0:23.02 [13] (0:11.11)	0:11.91 [14] (0:11.91)
Average Speed [km/h]	48.8	68.2	67.2	64.8	60.4
Top Speed [km/h]	67.5	69.1	68.2	67.1	63.1
Avg. Dist. to Rail [m]	7.8	4.9	3.4	5.9	6.4
Avg. Stride Freq. [Hz]	2.2	2.3	2.4	2.3	2.3
Avg. Stride Length [m]	6.3	8.1	7.9	7.7	7.5



[] Ranking at each section and finish
 -:-:- No data available at this section
 NA No data available

Horse/Jockey Name	THIAGO/Alana Livesey
Finish Rank	13
Fastest Section Time (Section)	0:10.75 (L800)
Top Speed [km/h] (Section)	68.6 (Overall)
Race State	Finished



Thomas Farms RC Murray Bridge SA - Professional

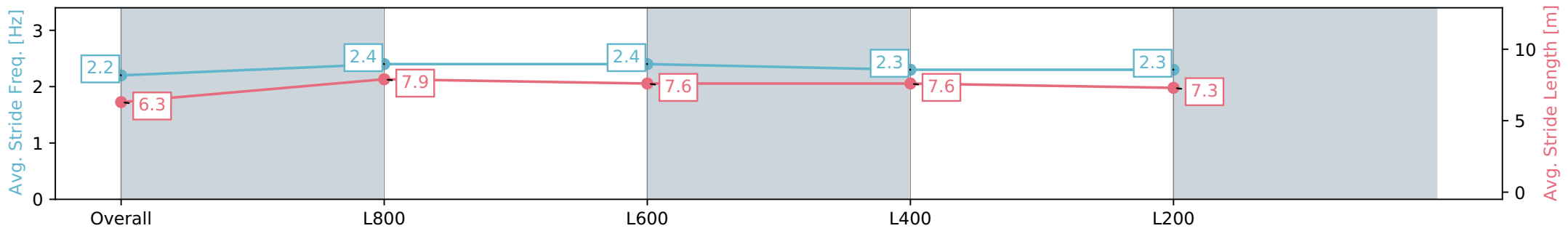
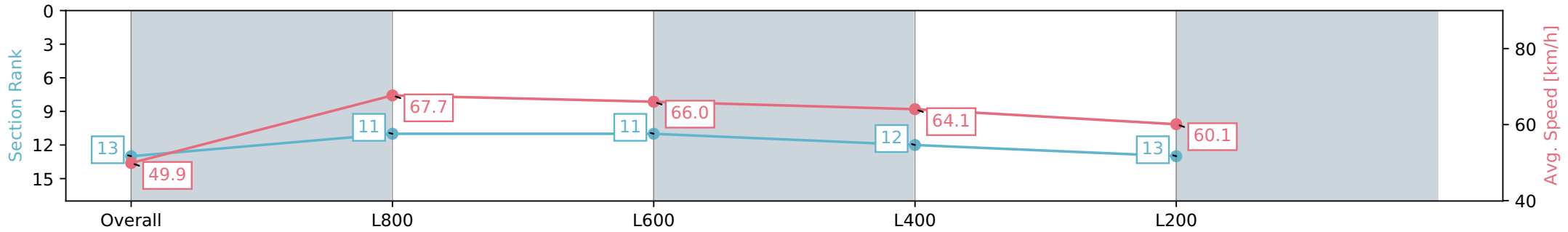
Race 3: Spry Civil Construction Maiden Plate - 1000m

15 May 2024 - 1:58PM

Track Rating: Soft 5, Weather: Overcast, Rail Position: +7m Entire



Section	Overall	L800	L600	L400	L200
Section Times	0:59.43 [13] (0:14.43)	0:45.00 [11] (0:10.75)	0:34.25 [11] (0:11.02)	0:23.23 [12] (0:11.26)	0:11.97 [13] (0:11.97)
Average Speed [km/h]	49.9	67.7	66.0	64.1	60.1
Top Speed [km/h]	68.4	68.6	66.8	65.1	62.4
Avg. Dist. to Rail [m]	1.9	2.1	3.1	4.1	3.4
Avg. Stride Freq. [Hz]	2.2	2.4	2.4	2.3	2.3
Avg. Stride Length [m]	6.3	7.9	7.6	7.6	7.3



[] Ranking at each section and finish
 -:-:- No data available at this section
 NA No data available

Horse/Jockey Name	ONEOFTHESENIGHTS/Teagan Voorham
Finish Rank	14
Fastest Section Time (Section)	0:10.37 (L800)
Top Speed [km/h] (Section)	71.6 (Overall)
Race State	Finished



Thomas Farms RC Murray Bridge SA - Professional

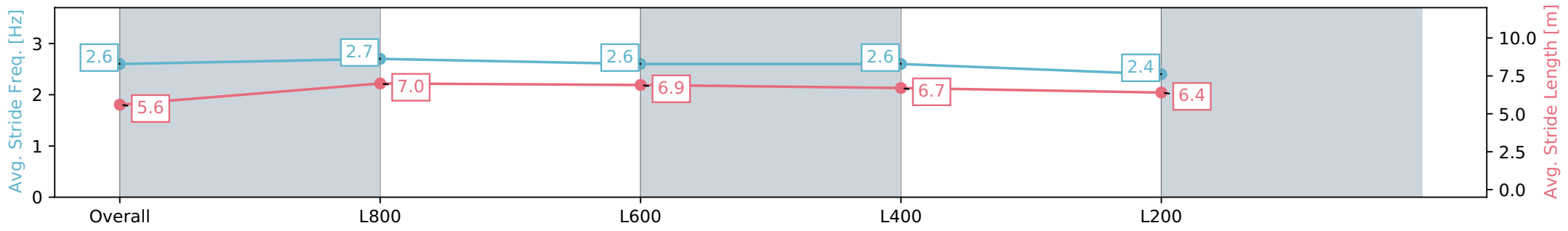
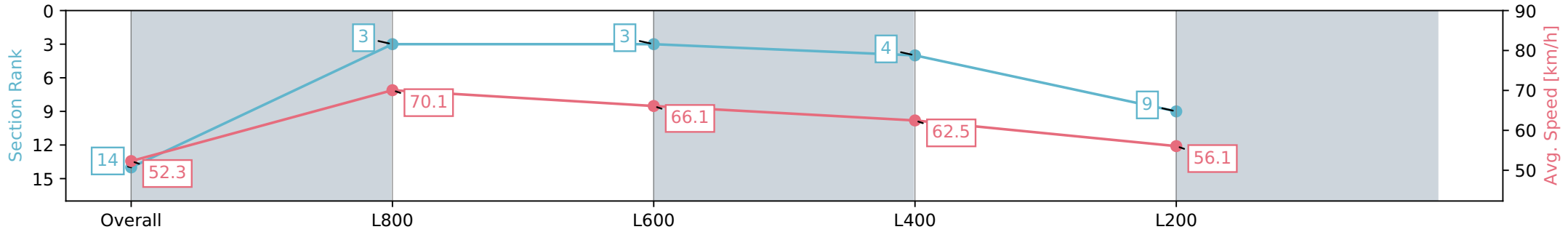
Race 3: Spry Civil Construction Maiden Plate - 1000m

15 May 2024 - 1:58PM

Track Rating: Soft 5, Weather: Overcast, Rail Position: +7m Entire



Section	Overall	L800	L600	L400	L200
Section Times	0:59.64 [14] (0:13.81)	0:45.83 [3] (0:10.37)	0:35.46 [3] (0:11.09)	0:24.37 [4] (0:11.51)	0:12.86 [9] (0:12.86)
Average Speed [km/h]	52.3	70.1	66.1	62.5	56.1
Top Speed [km/h]	71.4	71.6	67.8	65.3	59.5
Avg. Dist. to Rail [m]	2.4	3.0	4.6	8.4	8.7
Avg. Stride Freq. [Hz]	2.6	2.7	2.6	2.6	2.4
Avg. Stride Length [m]	5.6	7.0	6.9	6.7	6.4



- [] Ranking at each section and finish
- :-:- No data available at this section
- NA No data available