



RACINGSA

# Thomas Farms RC Murray Bridge SA

## Race 1: Fred Vella Tyre & Crash Repairs Maiden Plate - 1800m

15 May 2024 - 12:46PM



Murray Bridge  
Racing Club

Track Rating: Soft 5, Weather: Overcast, Rail Position: +7m Entire

Section Field Times							Overall	L1600	L1400	L1200	L1000	L800		
							1:51.23 (0:15.07)	1:36.16 (0:11.35)	1:24.80 (0:11.85)	1:12.96 (0:12.12)	1:00.84 (0:11.99)	0:48.84 (0:12.11)		
Position	#	Horse/Jockey	Barrier	Top Speed [km/h]	Fastest Section	First 400m							Distance Travelled From Winner [m]	
1	7	TRUMPTY DUMPTY Jake Toeroek	4	64.3 1800-1600	0:11.52 1600-1400	0:26.81	1:51.23 (0:15.28)	1:35.94 [6] (0:11.52)	1:24.42 [4] (0:11.83)	1:12.59 [5] (0:12.22)	1:00.37 [6] (0:12.16)	0:48.21 [5] (0:12.02)		
2	4	CROWN AND ANCHOR Samuel Payne	2	63.9 1800-1600	0:11.59 1600-1400	0:26.82	1:51.43 (0:15.23)	1:36.20 [4] (0:11.59)	1:24.61 [5] (0:11.80)	1:12.81 [4] (0:12.16)	1:00.65 [4] (0:12.02)	0:48.63 [3] (0:12.04)	-5	
3	10	FIERY MOON Dom Tourneur	1	63.4 1800-1600	0:11.60 1600-1400	0:27.01	1:51.65 (0:15.41)	1:36.24 [7] (0:11.60)	1:24.64 [8] (0:11.87)	1:12.77 [7] (0:12.20)	1:00.57 [7] (0:12.18)	0:48.39 [7] (0:12.11)	-6	
4	1	AFRICARN LAD Alice Lindsay	8	64.7 1800-1600	0:11.35 1600-1400	0:26.42	1:52.16 (0:15.07)	1:37.09 [1] (0:11.35)	1:25.74 [1] (0:11.85)	1:13.89 [1] (0:12.12)	1:01.77 [1] (0:11.99)	0:49.78 [1] (0:12.12)	-1	
5	6	HONDURAS Ivy Lam	7	63.2 1800-1600	0:11.61 1400-1200	0:27.04	1:52.25 (0:15.42)	1:36.83 [8] (0:11.62)	1:25.21 [9] (0:11.61)	1:13.60 [6] (0:12.17)	1:01.43 [5] (0:12.21)	0:49.22 [6] (0:12.20)	+3	
6	5	SHADOWIST Caitlin Tootell	5	64.8 1800-1600	0:11.41 1600-1400	0:26.60	1:52.39 (0:15.19)	1:37.20 [3] (0:11.41)	1:25.79 [3] (0:11.82)	1:13.97 [3] (0:12.05)	1:01.92 [2] (0:12.01)	0:49.91 [2] (0:12.01)	-9	
7	9	WIRRINYA Alan Lai	10	64.2 1800-1600	0:11.57 1600-1400	0:27.00	1:52.62 (0:15.42)	1:37.20 [9] (0:11.57)	1:25.62 [6] (0:11.88)	1:13.74 [8] (0:12.25)	1:01.49 [8] (0:12.13)	0:49.36 [8] (0:12.18)	+5	
8	8	THE PARTING GLASS Ben Price	3	63.4 1800-1600	0:11.54 1600-1400	0:27.30	1:52.69 (0:15.76)	1:36.93 [10] (0:11.54)	1:25.39 [10] (0:11.87)	1:13.52 [10] (0:12.12)	1:01.40 [10] (0:12.10)	0:49.30 [10] (0:12.25)	+2	
9	3	BOLD DISCENT Jade Doyle	6	62.3 1800-1600	0:11.76 1600-1400	0:27.00	1:53.96 (0:15.24)	1:38.72 [5] (0:11.76)	1:26.96 [7] (0:11.94)	1:15.02 [9] (0:12.25)	1:02.77 [9] (0:12.13)	0:50.64 [9] (0:12.24)	-1	
10	2	APACHE STATION Anna Jordsjo	9	63.9 1800-1600	0:11.44 1600-1400	0:26.54	1:58.61 (0:15.10)	1:43.51 [2] (0:11.44)	1:32.07 [2] (0:11.86)	1:20.21 [2] (0:12.14)	1:08.07 [3] (0:12.26)	0:55.81 [4] (0:12.28)	+2	

Report Created: Wed 15 May 2024 13:38:56 GMT+10 (Note: Timing is based on positional data)

Page 1/12

- [ ] Position in running at each section and finish
- # Saddle cloth number
- :-:- No data available at this section
- DNF Did not finish
- NA No data available
- DNT Did not track
- █ Background shading for fastest section



RACINGSA

# Thomas Farms RC Murray Bridge SA

## Race 1: Fred Vella Tyre & Crash Repairs Maiden Plate - 1800m

15 May 2024 - 12:46PM



Murray Bridge  
Racing Club

Track Rating: Soft 5, Weather: Overcast, Rail Position: +7m Entire

Section Field Times							L600	L400	L200					
							0:36.74 (0:12.28)	0:24.45 (0:12.15)	0:12.30 (0:12.30)	Margin	Distance Travelled From Winner [m]			
Position	#	Horse/Jockey	Barrier	Top Speed [km/h]	Fastest Section	First 400m								
1	7	<b>TRUMPTY DUMPTY</b> Jake Toeroek	4	64.3 1800-1600	0:11.52 1600-1400	0:26.81	0:36.19 [4] (0:12.09)	0:24.10 [4] (0:11.80)	0:12.30 [1] (0:12.30)	1:51.23				
2	4	<b>CROWN AND ANCHOR</b> Samuel Payne	2	63.9 1800-1600	0:11.59 1600-1400	0:26.82	0:36.59 [3] (0:12.04)	0:24.55 [3] (0:12.05)	0:12.50 [2] (0:12.50)	0.2L			-5	
3	10	<b>FIERY MOON</b> Dom Tourneur	1	63.4 1800-1600	0:11.60 1600-1400	0:27.01	0:36.28 [7] (0:11.94)	0:24.34 [5] (0:11.96)	0:12.38 [4] (0:12.38)	0.22L			-6	
4	1	<b>AFRICARN LAD</b> Alice Lindsay	8	64.7 1800-1600	0:11.35 1600-1400	0:26.42	0:37.66 [2] (0:12.38)	0:25.28 [2] (0:12.28)	0:13.00 [3] (0:13.00)	0.51L			-1	
5	6	<b>HONDURAS</b> Ivy Lam	7	63.2 1800-1600	0:11.61 1400-1200	0:27.04	0:37.02 [6] (0:12.28)	0:24.74 [6] (0:12.00)	0:12.74 [6] (0:12.74)	0.09L			+3	
6	5	<b>SHADOWIST</b> Caitlin Tootell	5	64.8 1800-1600	0:11.41 1600-1400	0:26.60	0:37.90 [1] (0:12.28)	0:25.61 [1] (0:12.56)	0:13.05 [5] (0:13.05)	0.14L			-9	
7	9	<b>WIRRINYA</b> Alan Lai	10	64.2 1800-1600	0:11.57 1600-1400	0:27.00	0:37.18 [8] (0:12.35)	0:24.83 [8] (0:12.18)	0:12.65 [8] (0:12.65)	0.23L			+5	
8	8	<b>THE PARTING GLASS</b> Ben Price	3	63.4 1800-1600	0:11.54 1600-1400	0:27.30	0:37.05 [10] (0:12.06)	0:24.99 [7] (0:12.19)	0:12.80 [7] (0:12.80)	0.07L			+2	
9	3	<b>BOLD DISCENT</b> Jade Doyle	6	62.3 1800-1600	0:11.76 1600-1400	0:27.00	0:38.40 [9] (0:12.60)	0:25.80 [10] (0:12.69)	0:13.11 [9] (0:13.11)	1.27L			-1	
10	2	<b>APACHE STATION</b> Anna Jordsjo	9	63.9 1800-1600	0:11.44 1600-1400	0:26.54	0:43.53 [5] (0:12.90)	0:30.63 [9] (0:14.33)	0:16.30 [10] (0:16.30)	4.65L			+2	

Report Created: Wed 15 May 2024 13:38:56 GMT+10 (Note: Timing is based on positional data)

- [ ] Position in running at each section and finish # Saddle cloth number
- :-:- No data available at this section DNF Did not finish
- NA No data available DNT Did not track
- █ Background shading for fastest section

Horse/Jockey Name	TRUMPTY DUMPTY/Jake Toeroek
Finish Rank	1
Fastest Section Time (Section)	0:11.52 (L1600)
Top Speed [km/h] (Section)	64.3 (Overall)
Race State	Finished



Thomas Farms RC Murray Bridge SA - Professional

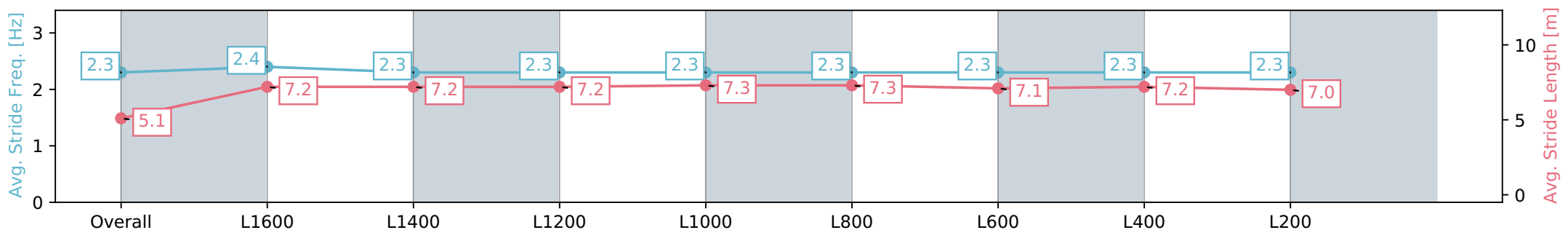
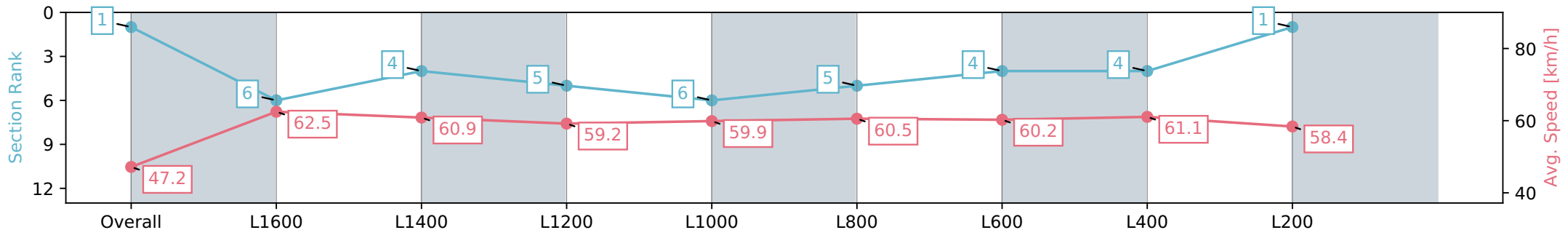
Race 1: Fred Vella Tyre & Crash Repairs Maiden Plate - 1800m

15 May 2024 - 12:46PM

Track Rating: Soft 5, Weather: Overcast, Rail Position: +7m Entire



Section	Overall	L1600	L1400	L1200	L1000	L800	L600	L400	L200
Section Times	1:51.23 [1] (0:15.28)	1:35.94 [6] (0:11.52)	1:24.42 [4] (0:11.83)	1:12.59 [5] (0:12.22)	1:00.37 [6] (0:12.16)	0:48.21 [5] (0:12.02)	0:36.19 [4] (0:12.09)	0:24.10 [4] (0:11.80)	0:12.30 [1] (0:12.30)
Average Speed [km/h]	47.2	62.5	60.9	59.2	59.9	60.5	60.2	61.1	58.4
Top Speed [km/h]	62.1	64.3	62.4	60.6	61.8	62.5	61.9	61.9	60.9
Avg. Dist. to Rail [m]	2.4	2.2	2.8	2.8	2.5	1.7	3.4	6.1	5.4
Avg. Stride Freq. [Hz]	2.3	2.4	2.3	2.3	2.3	2.3	2.3	2.3	2.3
Avg. Stride Length [m]	5.1	7.2	7.2	7.2	7.3	7.3	7.1	7.2	7.0



- [ ] Ranking at each section and finish
- :-:- No data available at this section
- NA No data available

Horse/Jockey Name	CROWN AND ANCHOR/Samuel Payne
Finish Rank	2
Fastest Section Time (Section)	0:11.59 (L1600)
Top Speed [km/h] (Section)	63.9 (Overall)
Race State	Finished



### Thomas Farms RC Murray Bridge SA - Professional

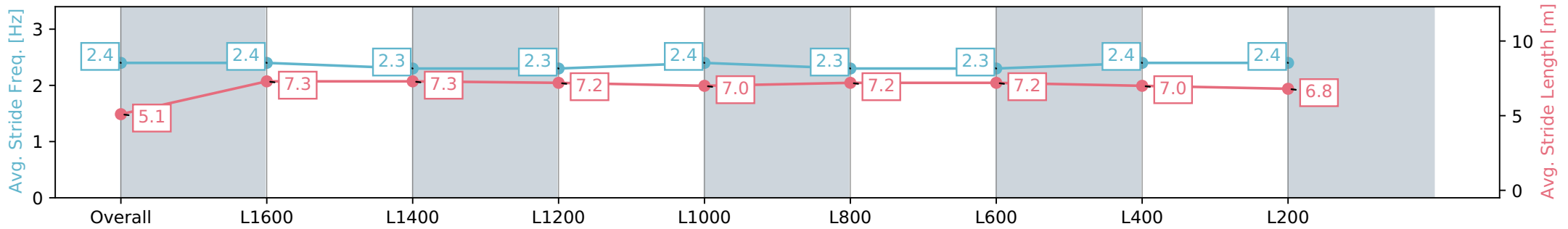
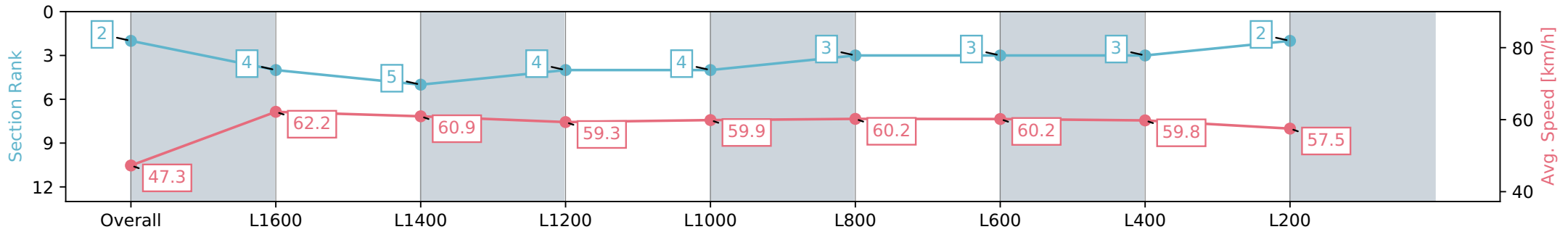
Race 1: Fred Vella Tyre & Crash Repairs Maiden Plate - 1800m

15 May 2024 - 12:46PM



Track Rating: Soft 5, Weather: Overcast, Rail Position: +7m Entire

Section	Overall	L1600	L1400	L1200	L1000	L800	L600	L400	L200
Section Times	1:51.43 [2] (0:15.23)	1:36.20 [4] (0:11.59)	1:24.61 [5] (0:11.80)	1:12.81 [4] (0:12.16)	1:00.65 [4] (0:12.02)	0:48.63 [3] (0:12.04)	0:36.59 [3] (0:12.04)	0:24.55 [3] (0:12.05)	0:12.50 [2] (0:12.50)
Average Speed [km/h]	47.3	62.2	60.9	59.3	59.9	60.2	60.2	59.8	57.5
Top Speed [km/h]	62.3	63.9	62.1	60.3	60.6	60.9	61.9	62.2	59.2
Avg. Dist. to Rail [m]	1.4	0.3	0.3	0.2	0.5	0.8	2.4	4.9	4.3
Avg. Stride Freq. [Hz]	2.4	2.4	2.3	2.3	2.4	2.3	2.3	2.4	2.4
Avg. Stride Length [m]	5.1	7.3	7.3	7.2	7.0	7.2	7.2	7.0	6.8



Report Created: Wed 15 May 2024 13:39:04 GMT+10 (Note: Timing is based on positional data)

- [ ] Ranking at each section and finish
- :-:- No data available at this section
- NA No data available

Horse/Jockey Name	FIERY MOON/Dom Tourneur
Finish Rank	3
Fastest Section Time (Section)	0:11.60 (L1600)
Top Speed [km/h] (Section)	63.4 (Overall)
Race State	Finished



Thomas Farms RC Murray Bridge SA - Professional

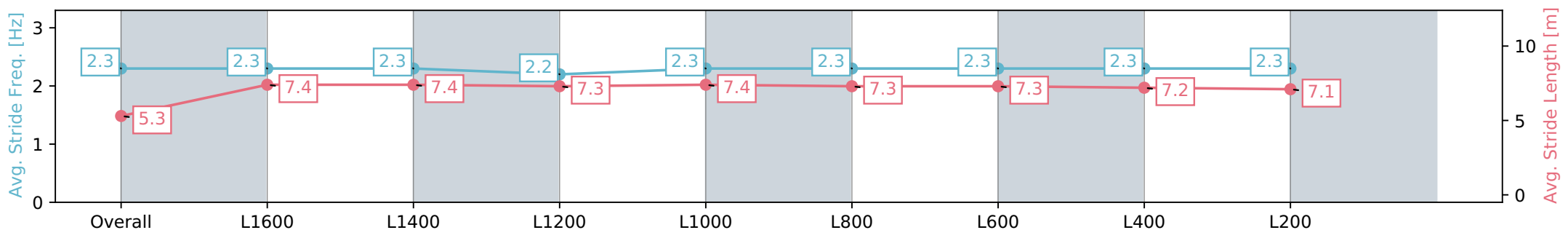
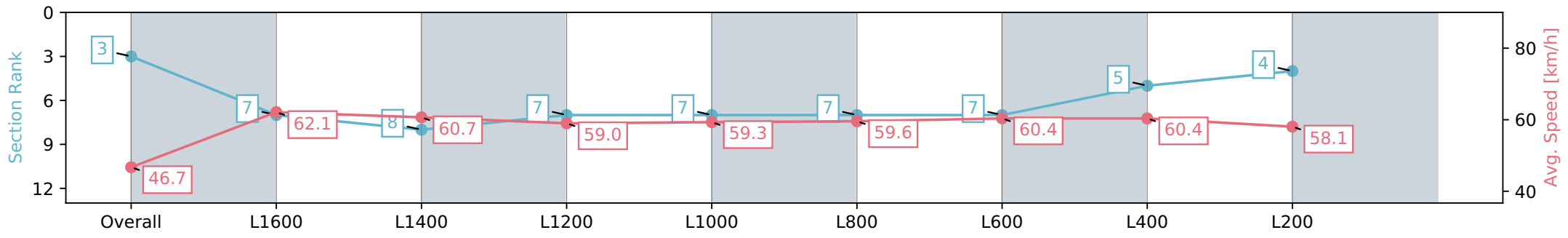
Race 1: Fred Vella Tyre & Crash Repairs Maiden Plate - 1800m

15 May 2024 - 12:46PM

Track Rating: Soft 5, Weather: Overcast, Rail Position: +7m Entire



Section	Overall	L1600	L1400	L1200	L1000	L800	L600	L400	L200
Section Times	1:51.65 [3] (0:15.41)	1:36.24 [7] (0:11.60)	1:24.64 [8] (0:11.87)	1:12.77 [7] (0:12.20)	1:00.57 [7] (0:12.18)	0:48.39 [7] (0:12.11)	0:36.28 [7] (0:11.94)	0:24.34 [5] (0:11.96)	0:12.38 [4] (0:12.38)
Average Speed [km/h]	46.7	62.1	60.7	59.0	59.3	59.6	60.4	60.4	58.1
Top Speed [km/h]	60.5	63.4	61.5	60.2	60.5	60.9	62.1	62.2	59.0
Avg. Dist. to Rail [m]	1.2	0.6	0.4	0.4	0.6	0.4	1.1	4.1	4.5
Avg. Stride Freq. [Hz]	2.3	2.3	2.3	2.2	2.3	2.3	2.3	2.3	2.3
Avg. Stride Length [m]	5.3	7.4	7.4	7.3	7.4	7.3	7.3	7.2	7.1



- [ ] Ranking at each section and finish
- :-:- No data available at this section
- NA No data available

Horse/Jockey Name	AFRICARN LAD/Alice Lindsay
Finish Rank	4
Fastest Section Time (Section)	0:11.35 (L1600)
Top Speed [km/h] (Section)	64.7 (Overall)
Race State	Finished



Thomas Farms RC Murray Bridge SA - Professional

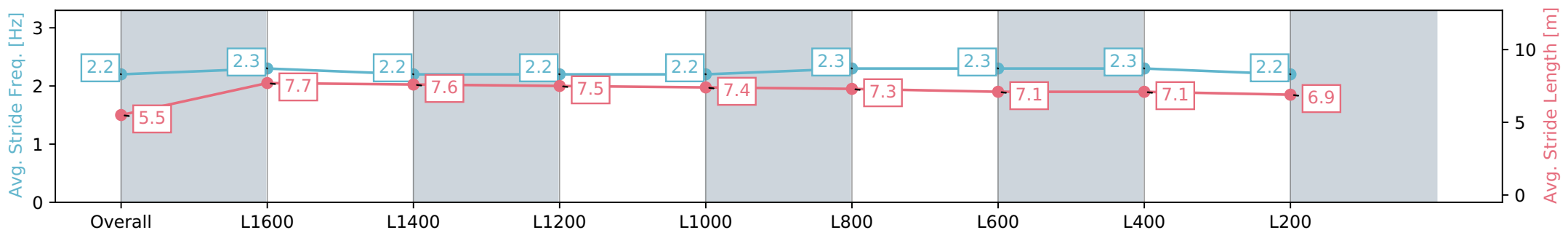
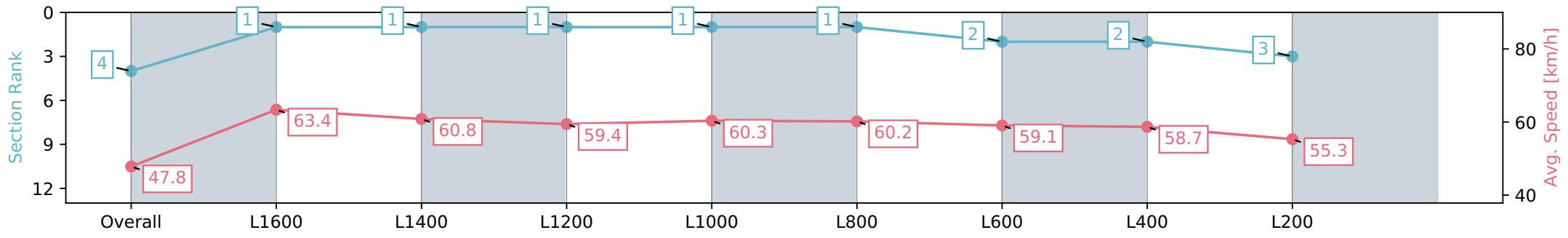
Race 1: Fred Vella Tyre & Crash Repairs Maiden Plate - 1800m

15 May 2024 - 12:46PM



Track Rating: Soft 5, Weather: Overcast, Rail Position: +7m Entire

Section	Overall	L1600	L1400	L1200	L1000	L800	L600	L400	L200
Section Times	1:52.16 [4] (0:15.07)	1:37.09 [1] (0:11.35)	1:25.74 [1] (0:11.85)	1:13.89 [1] (0:12.12)	1:01.77 [1] (0:11.99)	0:49.78 [1] (0:12.12)	0:37.66 [2] (0:12.38)	0:25.28 [2] (0:12.28)	0:13.00 [3] (0:13.00)
Average Speed [km/h]	47.8	63.4	60.8	59.4	60.3	60.2	59.1	58.7	55.3
Top Speed [km/h]	63.7	64.7	62.9	60.4	61.0	61.1	60.8	60.9	57.4
Avg. Dist. to Rail [m]	5.7	1.7	0.8	0.4	0.9	3.1	3.6	4.0	3.8
Avg. Stride Freq. [Hz]	2.2	2.3	2.2	2.2	2.2	2.3	2.3	2.3	2.2
Avg. Stride Length [m]	5.5	7.7	7.6	7.5	7.4	7.3	7.1	7.1	6.9



- [ ] Ranking at each section and finish
- :-:- No data available at this section
- NA No data available

Horse/Jockey Name	HONDURAS/Ivy Lam
Finish Rank	5
Fastest Section Time (Section)	0:11.61 (L1400)
Top Speed [km/h] (Section)	63.2 (Overall)
Race State	Finished



Thomas Farms RC Murray Bridge SA - Professional

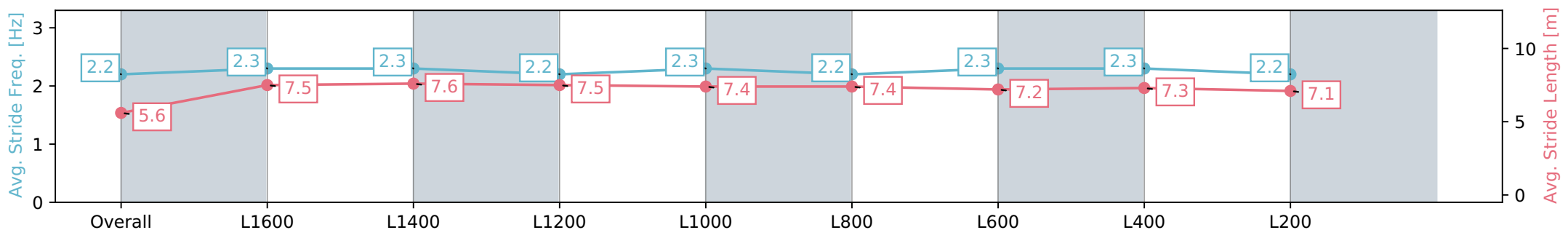
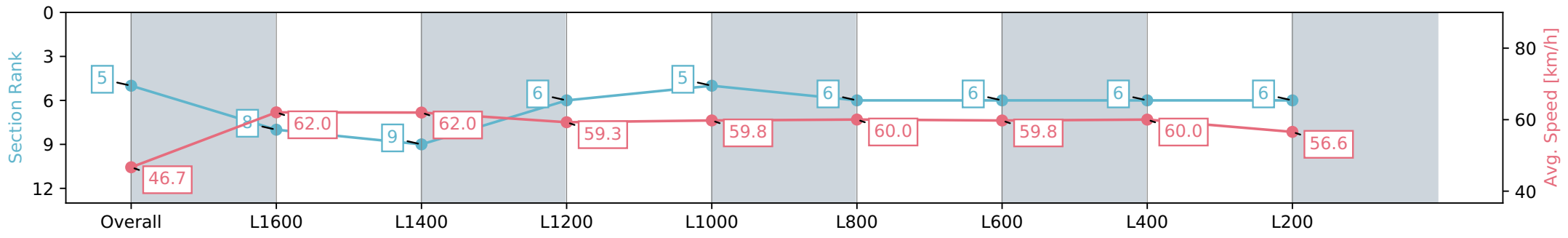
Race 1: Fred Vella Tyre & Crash Repairs Maiden Plate - 1800m

15 May 2024 - 12:46PM

Track Rating: Soft 5, Weather: Overcast, Rail Position: +7m Entire



Section	Overall	L1600	L1400	L1200	L1000	L800	L600	L400	L200
Section Times	1:52.25 [5] (0:15.42)	1:36.83 [8] (0:11.62)	1:25.21 [9] (0:11.61)	1:13.60 [6] (0:12.17)	1:01.43 [5] (0:12.21)	0:49.22 [6] (0:12.20)	0:37.02 [6] (0:12.28)	0:24.74 [6] (0:12.00)	0:12.74 [6] (0:12.74)
Average Speed [km/h]	46.7	62.0	62.0	59.3	59.8	60.0	59.8	60.0	56.6
Top Speed [km/h]	60.5	63.2	63.2	60.4	60.3	61.6	61.0	62.0	58.5
Avg. Dist. to Rail [m]	4.4	2.7	2.3	2.2	2.6	3.2	5.1	7.3	6.0
Avg. Stride Freq. [Hz]	2.2	2.3	2.3	2.2	2.3	2.2	2.3	2.3	2.2
Avg. Stride Length [m]	5.6	7.5	7.6	7.5	7.4	7.4	7.2	7.3	7.1



- [ ] Ranking at each section and finish
- :-:- No data available at this section
- NA No data available

Horse/Jockey Name	SHADOWIST/Caitlin Tootell
Finish Rank	6
Fastest Section Time (Section)	0:11.41 (L1600)
Top Speed [km/h] (Section)	64.8 (Overall)
Race State	Finished



### Thomas Farms RC Murray Bridge SA - Professional

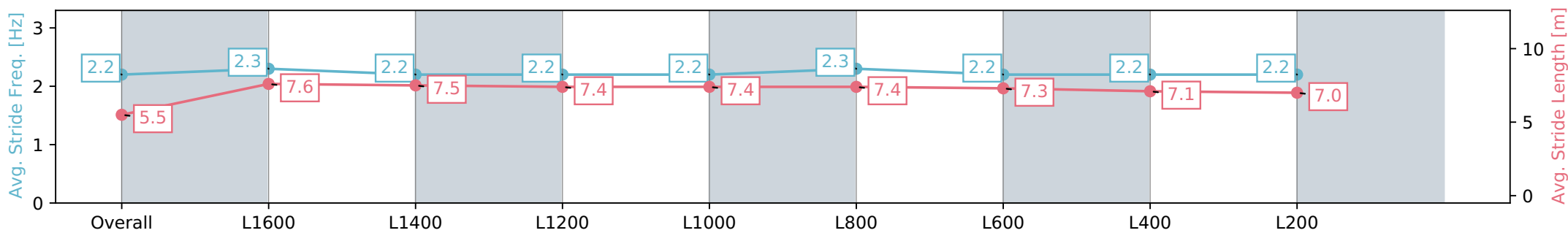
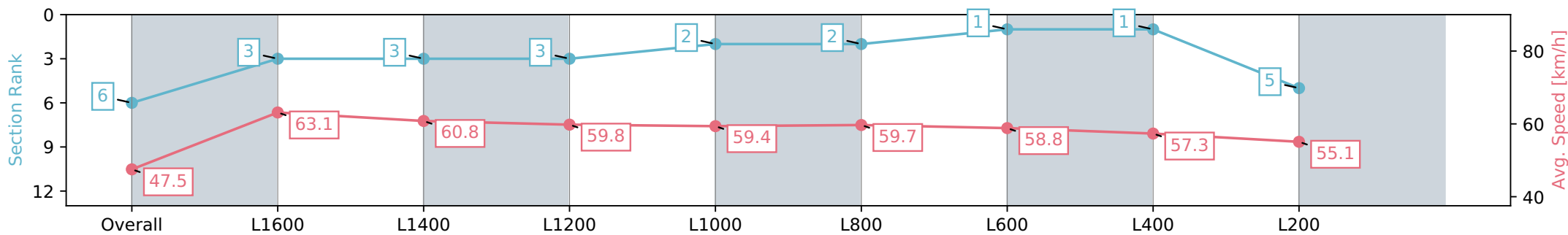
Race 1: Fred Vella Tyre & Crash Repairs Maiden Plate - 1800m

15 May 2024 - 12:46PM



Track Rating: Soft 5, Weather: Overcast, Rail Position: +7m Entire

Section	Overall	L1600	L1400	L1200	L1000	L800	L600	L400	L200
Section Times	1:52.39 [6] (0:15.19)	1:37.20 [3] (0:11.41)	1:25.79 [3] (0:11.82)	1:13.97 [3] (0:12.05)	1:01.92 [2] (0:12.01)	0:49.91 [2] (0:12.01)	0:37.90 [1] (0:12.28)	0:25.61 [1] (0:12.56)	0:13.05 [5] (0:13.05)
Average Speed [km/h]	47.5	63.1	60.8	59.8	59.4	59.7	58.8	57.3	55.1
Top Speed [km/h]	63.3	64.8	62.2	60.1	60.4	60.8	60.2	58.0	57.0
Avg. Dist. to Rail [m]	2.5	0.9	1.1	1.3	1.6	0.8	1.1	2.6	2.2
Avg. Stride Freq. [Hz]	2.2	2.3	2.2	2.2	2.2	2.3	2.2	2.2	2.2
Avg. Stride Length [m]	5.5	7.6	7.5	7.4	7.4	7.4	7.3	7.1	7.0



- [ ] Ranking at each section and finish
- :-:- No data available at this section
- NA No data available



Horse/Jockey Name	WIRRINYA/Alan Lai
Finish Rank	7
Fastest Section Time (Section)	0:11.57 (L1600)
Top Speed [km/h] (Section)	64.2 (Overall)
Race State	Finished



Thomas Farms RC Murray Bridge SA - Professional

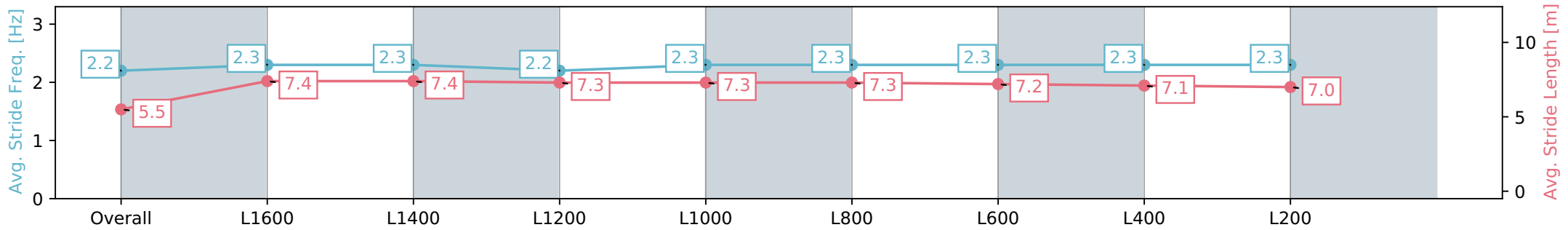
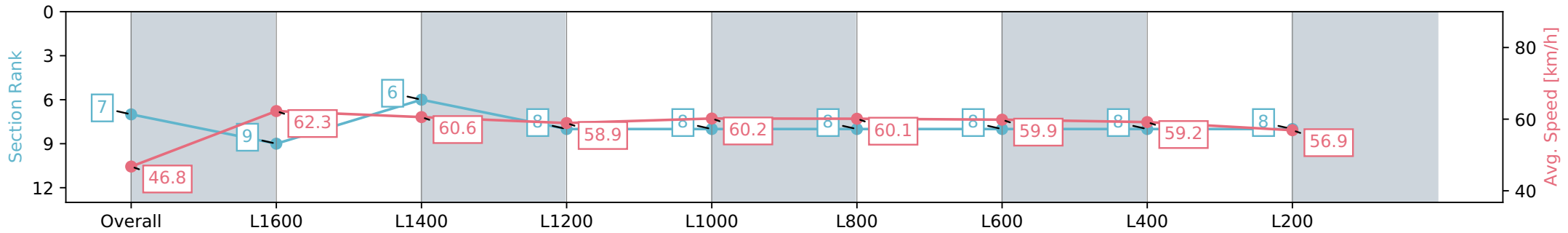
Race 1: Fred Vella Tyre & Crash Repairs Maiden Plate - 1800m

15 May 2024 - 12:46PM



Track Rating: Soft 5, Weather: Overcast, Rail Position: +7m Entire

Section	Overall	L1600	L1400	L1200	L1000	L800	L600	L400	L200
Section Times	1:52.62 [7] (0:15.42)	1:37.20 [9] (0:11.57)	1:25.62 [6] (0:11.88)	1:13.74 [8] (0:12.25)	1:01.49 [8] (0:12.13)	0:49.36 [8] (0:12.18)	0:37.18 [8] (0:12.35)	0:24.83 [8] (0:12.18)	0:12.65 [8] (0:12.65)
Average Speed [km/h]	46.8	62.3	60.6	58.9	60.2	60.1	59.9	59.2	56.9
Top Speed [km/h]	62.6	64.2	61.6	59.7	61.3	61.2	60.7	59.9	58.4
Avg. Dist. to Rail [m]	6.6	2.0	1.3	1.5	2.7	3.3	6.7	9.2	7.5
Avg. Stride Freq. [Hz]	2.2	2.3	2.3	2.2	2.3	2.3	2.3	2.3	2.3
Avg. Stride Length [m]	5.5	7.4	7.4	7.3	7.3	7.3	7.2	7.1	7.0



[ ] Ranking at each section and finish  
 -:-:- No data available at this section  
 NA No data available

Horse/Jockey Name	THE PARTING GLASS/Ben Price
Finish Rank	8
Fastest Section Time (Section)	0:11.54 (L1600)
Top Speed [km/h] (Section)	63.4 (Overall)
Race State	Finished



Thomas Farms RC Murray Bridge SA - Professional

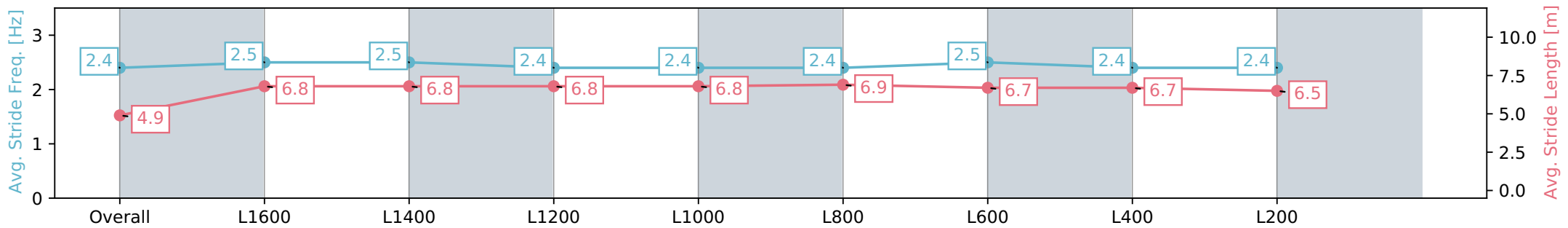
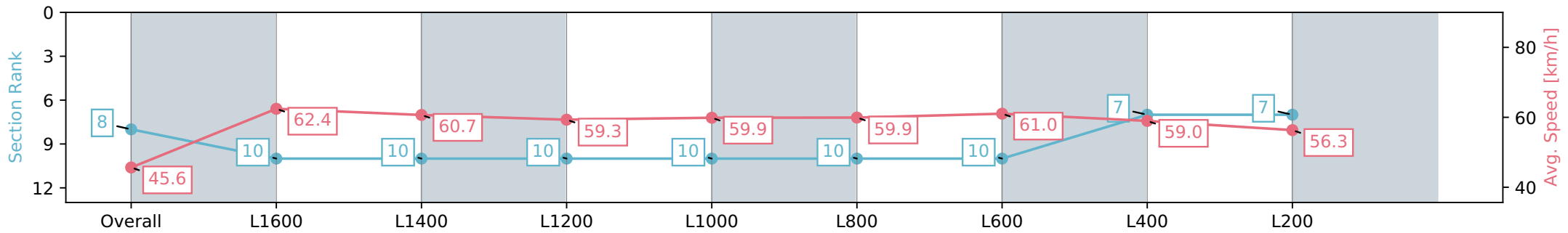
Race 1: Fred Vella Tyre & Crash Repairs Maiden Plate - 1800m

15 May 2024 - 12:46PM



Track Rating: Soft 5, Weather: Overcast, Rail Position: +7m Entire

Section	Overall	L1600	L1400	L1200	L1000	L800	L600	L400	L200
Section Times	1:52.69 [8] (0:15.76)	1:36.93 [10] (0:11.54)	1:25.39 [10] (0:11.87)	1:13.52 [10] (0:12.12)	1:01.40 [10] (0:12.10)	0:49.30 [10] (0:12.25)	0:37.05 [10] (0:12.06)	0:24.99 [7] (0:12.19)	0:12.80 [7] (0:12.80)
Average Speed [km/h]	45.6	62.4	60.7	59.3	59.9	59.9	61.0	59.0	56.3
Top Speed [km/h]	61.1	63.4	62.1	60.8	61.0	61.1	63.1	60.9	58.2
Avg. Dist. to Rail [m]	1.9	0.6	0.7	1.4	1.3	3.9	5.2	7.1	5.9
Avg. Stride Freq. [Hz]	2.4	2.5	2.5	2.4	2.4	2.4	2.4	2.5	2.4
Avg. Stride Length [m]	4.9	6.8	6.8	6.8	6.8	6.8	6.9	6.7	6.5



- [ ] Ranking at each section and finish
- :-:- No data available at this section
- NA No data available

Horse/Jockey Name	BOLD DISCENT/Jade Doyle
Finish Rank	9
Fastest Section Time (Section)	0:11.76 (L1600)
Top Speed [km/h] (Section)	62.3 (Overall)
Race State	Finished



### Thomas Farms RC Murray Bridge SA - Professional

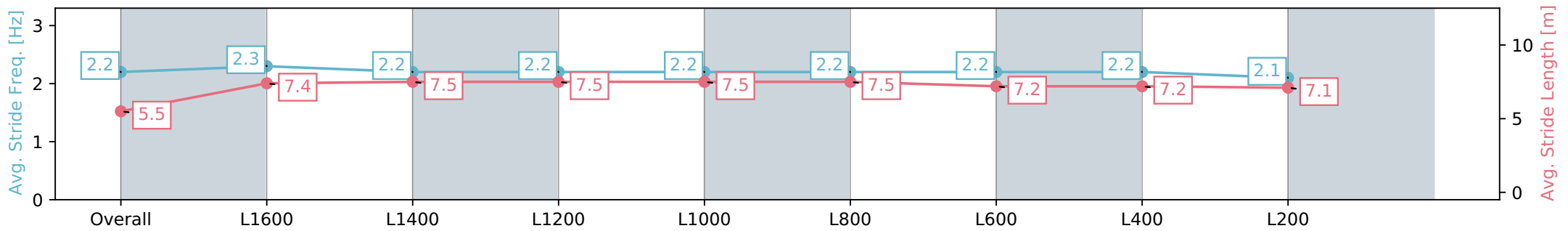
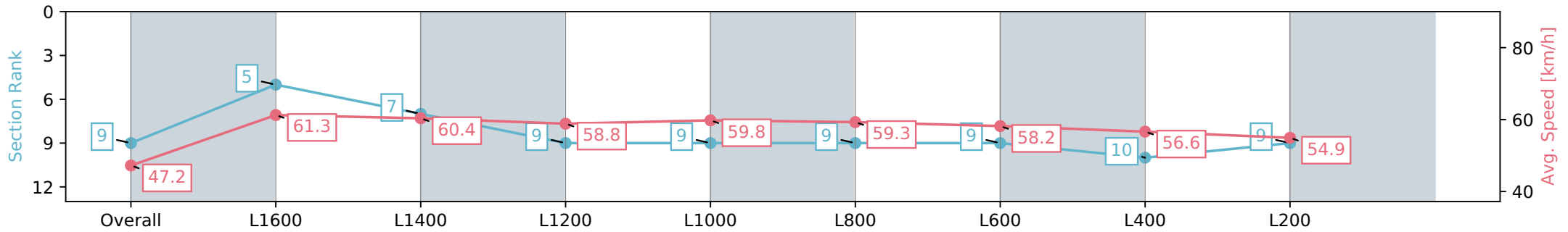
Race 1: Fred Vella Tyre & Crash Repairs Maiden Plate - 1800m

15 May 2024 - 12:46PM



Track Rating: Soft 5, Weather: Overcast, Rail Position: +7m Entire

Section	Overall	L1600	L1400	L1200	L1000	L800	L600	L400	L200
Section Times	1:53.96 [9] (0:15.24)	1:38.72 [5] (0:11.76)	1:26.96 [7] (0:11.94)	1:15.02 [9] (0:12.25)	1:02.77 [9] (0:12.13)	0:50.64 [9] (0:12.24)	0:38.40 [9] (0:12.60)	0:25.80 [10] (0:12.69)	0:13.11 [9] (0:13.11)
Average Speed [km/h]	47.2	61.3	60.4	58.8	59.8	59.3	58.2	56.6	54.9
Top Speed [km/h]	60.9	62.3	61.1	59.7	61.1	60.0	59.8	57.8	55.6
Avg. Dist. to Rail [m]	4.2	2.0	1.5	1.6	1.3	1.9	3.9	3.1	3.5
Avg. Stride Freq. [Hz]	2.2	2.3	2.2	2.2	2.2	2.2	2.2	2.2	2.1
Avg. Stride Length [m]	5.5	7.4	7.5	7.5	7.5	7.5	7.2	7.2	7.1



[ ] Ranking at each section and finish  
 -:-:- No data available at this section  
 NA No data available

Horse/Jockey Name	APACHE STATION/Anna Jordsjo
Finish Rank	10
Fastest Section Time (Section)	0:11.44 (L1600)
Top Speed [km/h] (Section)	63.9 (Overall)
Race State	Finished



Thomas Farms RC Murray Bridge SA - Professional

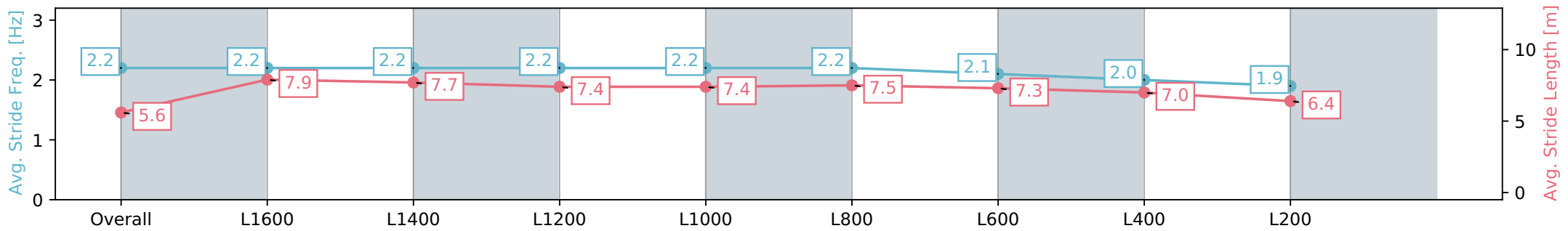
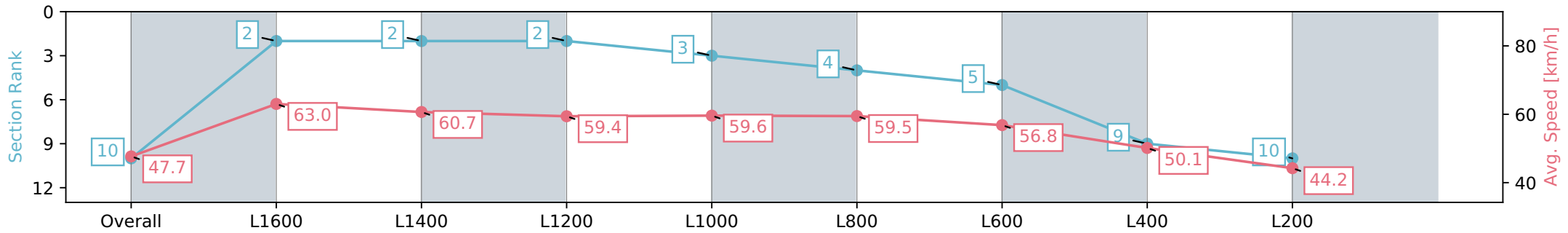
Race 1: Fred Vella Tyre & Crash Repairs Maiden Plate - 1800m

15 May 2024 - 12:46PM



Track Rating: Soft 5, Weather: Overcast, Rail Position: +7m Entire

Section	Overall	L1600	L1400	L1200	L1000	L800	L600	L400	L200
Section Times	1:58.61 [10] (0:15.10)	1:43.51 [2] (0:11.44)	1:32.07 [2] (0:11.86)	1:20.21 [2] (0:12.14)	1:08.07 [3] (0:12.26)	0:55.81 [4] (0:12.28)	0:43.53 [5] (0:12.90)	0:30.63 [9] (0:14.33)	0:16.30 [10] (0:16.30)
Average Speed [km/h]	47.7	63.0	60.7	59.4	59.6	59.5	56.8	50.1	44.2
Top Speed [km/h]	63.3	63.9	62.6	61.4	59.9	60.6	58.7	55.2	45.6
Avg. Dist. to Rail [m]	6.9	2.8	1.3	1.7	2.9	2.9	4.1	6.3	6.8
Avg. Stride Freq. [Hz]	2.2	2.2	2.2	2.2	2.2	2.2	2.2	2.1	1.9
Avg. Stride Length [m]	5.6	7.9	7.7	7.4	7.4	7.5	7.3	7.0	6.4



- [ ] Ranking at each section and finish
- :-:- No data available at this section
- NA No data available