



RACINGSA

# Thomas Farms RC Murray Bridge SA Race 6: Beyond Ink Benchmark 56 Handicap - 1600m

01 May 2024 - 3:11PM



Track Rating: Good 4, Weather: Fine, Rail Position: +7m Entire, +4m 1200m Chute

Section								Overall	L1400	L1200	L1000	L800	L600		
Field Times								1:37.67 (0:13.19)	1:24.48 (0:11.35)	1:13.13 (0:11.38)	1:01.75 (0:12.10)	0:49.65 (0:12.28)	0:37.36 (0:12.60)		
Position	#	Horse/Jockey	Barrier	Top Speed [km/h]	Fastest Section	First 400m								Distance Travelled From Winner [m]	
1	3	<b>FOX GEM</b> Todd Pannell	2	63.6 1400-1200	0:11.59 1400-1200	0:25.44	1:37.67 (0:13.85)	1:23.82 [9] (0:11.59)	1:12.23 [10] (0:11.71)	1:00.52 [11] (0:12.13)	0:48.39 [11] (0:12.28)	0:36.10 [11] (0:12.39)			
2	6	<b>SCAMSTER</b> Emily Finnegan	12	64.3 1200-1000	0:11.45 1400-1200	0:25.52	1:38.53 (0:14.07)	1:24.46 [12] (0:11.45)	1:13.01 [11] (0:11.53)	1:01.48 [10] (0:12.07)	0:49.41 [10] (0:12.14)	0:37.27 [7] (0:12.48)	+7		
3	5	<b>ALLUSION</b> Jason Holder	10	66.3 1600-1400	0:11.37 1400-1200	0:24.71	1:38.67 (0:13.34)	1:25.33 [2] (0:11.37)	1:13.96 [2] (0:11.49)	1:02.47 [3] (0:12.28)	0:50.19 [3] (0:12.39)	0:37.80 [3] (0:12.35)	+0		
4	8	<b>JAMROCK</b> Tala Hutchinson	1	64.0 1600-1400	0:11.35 1400-1200	0:25.22	1:38.81 (0:13.87)	1:24.94 [10] (0:11.35)	1:13.59 [8] (0:11.63)	1:01.96 [7] (0:11.99)	0:49.97 [7] (0:12.43)	0:37.54 [8] (0:12.40)	-1		
5	13	<b>LINES OF GLORY</b> Anna Jordsjo	8	65.6 1600-1400	0:11.35 1400-1200	0:24.98	1:38.85 (0:13.63)	1:25.22 [5] (0:11.35)	1:13.87 [6] (0:11.66)	1:02.21 [6] (0:12.17)	0:50.04 [6] (0:12.32)	0:37.72 [5] (0:12.42)	+2		
6	4	<b>CUBAN LORD</b> Dylan Caboche	7	63.6 1600-1400	0:11.42 1400-1200	0:25.19	1:38.91 (0:13.77)	1:25.14 [7] (0:11.42)	1:13.72 [7] (0:11.74)	1:01.98 [8] (0:12.13)	0:49.85 [8] (0:12.33)	0:37.52 [9] (0:12.36)	+0		
7	14	<b>THE CHAPLAIN</b> Sophie Logan	5	63.5 1600-1400	0:11.54 1400-1200	0:25.53	1:38.94 (0:13.99)	1:24.95 [11] (0:11.54)	1:13.41 [12] (0:11.66)	1:01.75 [12] (0:12.15)	0:49.60 [12] (0:12.24)	0:37.36 [12] (0:12.47)	+4		
8	12	<b>APPLIED</b> Ben Price	4	63.4 1400-1200	0:11.61 1200-1000	0:25.92	1:39.01 (0:14.27)	1:24.74 [14] (0:11.65)	1:13.09 [13] (0:11.61)	1:01.48 [13] (0:12.12)	0:49.36 [13] (0:12.28)	0:37.07 [14] (0:12.17)	-3		
9	2	<b>SEA OF SECRETS</b> Stacey Metcalfe	9	63.5 1600-1400	0:11.47 1400-1200	0:25.31	1:39.02 (0:13.84)	1:25.18 [8] (0:11.47)	1:13.71 [9] (0:11.67)	1:02.04 [9] (0:12.13)	0:49.91 [9] (0:12.31)	0:37.60 [10] (0:12.60)	+3		
10	9	<b>MONSEAGLE</b> Teagan Voorham	11	66.0 1400-1200	0:11.20 1200-1000	0:24.74	1:39.09 (0:13.40)	1:25.69 [3] (0:11.34)	1:14.35 [3] (0:11.20)	1:03.15 [2] (0:12.08)	0:51.07 [1] (0:12.28)	0:38.78 [1] (0:12.60)	-1		

- [ ] Position in running at each section and finish
- :-:- No data available at this section
- NA No data available
- █ Background shading for fastest section
- # Saddle cloth number
- DNF Did not finish
- DNT Did not track



RACING SA

# Thomas Farms RC Murray Bridge SA Race 6: Beyond Ink Benchmark 56 Handicap - 1600m

01 May 2024 - 3:11PM



Murray Bridge  
Racing Club

Track Rating: Good 4, Weather: Fine, Rail Position: +7m Entire, +4m 1200m Chute

Section								Overall	L1400	L1200	L1000	L800	L600		
Field Times								1:37.67 (0:13.19)	1:24.48 (0:11.35)	1:13.13 (0:11.38)	1:01.75 (0:12.10)	0:49.65 (0:12.28)	0:37.36 (0:12.60)		
Position	#	Horse/Jockey	Barrier	Top Speed [km/h]	Fastest Section	First 400m								Distance Travelled From Winner [m]	
11	1	<b>TWO TIMES TWICE</b> Caitlyn Munro	6	65.7 1600-1400	0:11.32 1400-1200	0:24.83	1:39.34 (0:13.51)	1:25.83 [4] (0:11.32)	1:14.51 [4] (0:11.64)	1:02.87 [5] (0:12.24)	0:50.63 [5] (0:12.46)	0:38.17 [6] (0:12.43)		+0	
12	7	<b>BYWATERS ROAD</b> Alice Lindsay	14	65.3 1600-1400	0:11.35 1400-1200	0:24.53	1:39.62 (0:13.18)	1:26.44 [1] (0:11.35)	1:15.09 [1] (0:11.38)	1:03.71 [1] (0:12.13)	0:51.58 [2] (0:12.31)	0:39.27 [2] (0:12.60)		-4	
13	10	<b>FIGHT FOR FREEDOM</b> Dom Tourneur	13	63.8 1200-1000	0:11.57 1200-1000	0:26.01	1:39.87 (0:14.27)	1:25.60 [13] (0:11.74)	1:13.86 [14] (0:11.57)	1:02.28 [14] (0:12.13)	0:50.15 [14] (0:12.17)	0:37.98 [13] (0:12.49)		+1	
14	11	<b>SOCIAL GROUP</b> Ivy Lam	3	64.8 1600-1400	0:11.28 1400-1200	0:24.93	1:40.48 (0:13.65)	1:26.83 [6] (0:11.28)	1:15.55 [5] (0:11.50)	1:04.05 [4] (0:12.13)	0:51.92 [4] (0:12.48)	0:39.44 [4] (0:12.66)		-9	

- [ ] Position in running at each section and finish # Saddle cloth number
- :-:- No data available at this section DNF Did not finish
- NA No data available DNT Did not track
- █ Background shading for fastest section



RACING SA

Thomas Farms RC Murray Bridge SA
Race 6: Beyond Ink Benchmark 56 Handicap - 1600m
01 May 2024 - 3:11PM



Track Rating: Good 4, Weather: Fine, Rail Position: +7m Entire, +4m 1200m Chute

Table with columns: Section, Field Times, Position, #, Horse/Jockey, Barrier, Top Speed [km/h], Fastest Section, First 400m, L400, L200, Margin, Distance Travelled From Winner [m]. Rows include horses like FOX GEM, SCAMSTER, ALLUSION, etc.

- [ ] Position in running at each section and finish
# Saddle cloth number
-:-:- No data available at this section
DNF Did not finish
NA No data available
DNT Did not track
Background shading for fastest section



RACING SA

Thomas Farms RC Murray Bridge SA
Race 6: Beyond Ink Benchmark 56 Handicap - 1600m
01 May 2024 - 3:11PM



Track Rating: Good 4, Weather: Fine, Rail Position: +7m Entire, +4m 1200m Chute

Section

Field Times

L400 0:24.75 (0:12.61)
L200 0:12.14 (0:12.14)

Table with columns: Position, #, Horse/Jockey, Barrier, Top Speed [km/h], Fastest Section, First 400m, Margin, Distance Travelled From Winner [m]. Rows include TWO TIMES TWICE, BYWATERS ROAD, FIGHT FOR FREEDOM, and SOCIAL GROUP.

- [ ] Position in running at each section and finish
# Saddle cloth number
-:-:- No data available at this section
DNF Did not finish
NA No data available
DNT Did not track
Background shading for fastest section

Horse/Jockey Name	FOX GEM/Todd Pannell
Finish Rank	1
Fastest Section Time (Section)	0:11.59 (L1400)
Top Speed [km/h] (Section)	63.6 (L1400)
Race State	Finished



Thomas Farms RC Murray Bridge SA - Professional

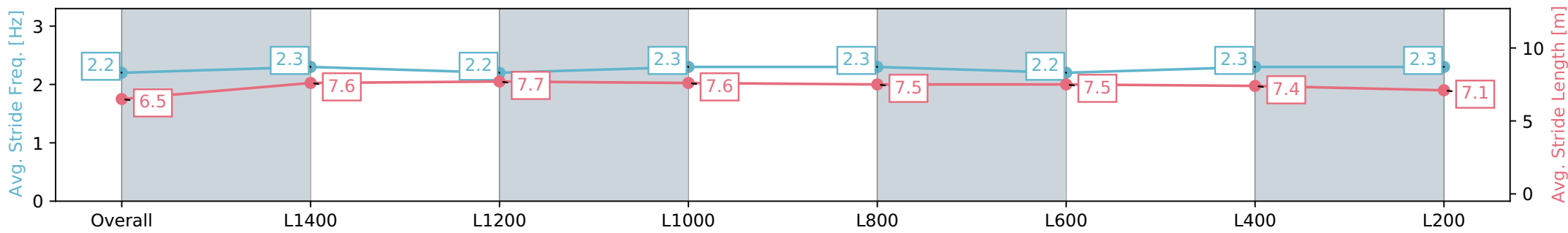
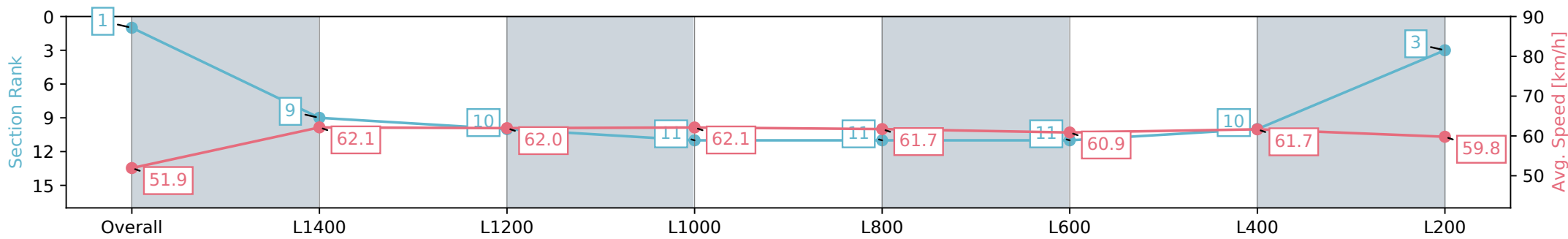
Race 6: Beyond Ink Benchmark 56 Handicap - 1600m

01 May 2024 - 3:11PM

Track Rating: Good 4, Weather: Fine, Rail Position: +7m Entire, +4m 1200m Chute



Section	Overall	L1400	L1200	L1000	L800	L600	L400	L200
Section Times	1:37.67 [1] (0:13.85)	1:23.82 [9] (0:11.59)	1:12.23 [10] (0:11.71)	1:00.52 [11] (0:12.13)	0:48.39 [11] (0:12.28)	0:36.10 [11] (0:12.39)	0:23.71 [10] (0:11.67)	0:12.04 [3] (0:12.04)
Average Speed [km/h]	51.9	62.1	62.0	62.1	61.7	60.9	61.7	59.8
Top Speed [km/h]	63.4	62.9	63.6	62.9	62.8	61.6	62.3	61.6
Avg. Dist. to Rail [m]	8.6	7.9	8.7	9.2	10.3	10.4	16.0	15.6
Avg. Stride Freq. [Hz]	2.2	2.3	2.2	2.3	2.3	2.2	2.3	2.3
Avg. Stride Length [m]	6.5	7.6	7.7	7.6	7.5	7.5	7.4	7.1



- [ ] Ranking at each section and finish
- :-:- No data available at this section
- NA No data available

Horse/Jockey Name	SCAMSTER/Emily Finnegan
Finish Rank	2
Fastest Section Time (Section)	0:11.45 (L1400)
Top Speed [km/h] (Section)	64.3 (L1200)
Race State	Finished



Thomas Farms RC Murray Bridge SA - Professional

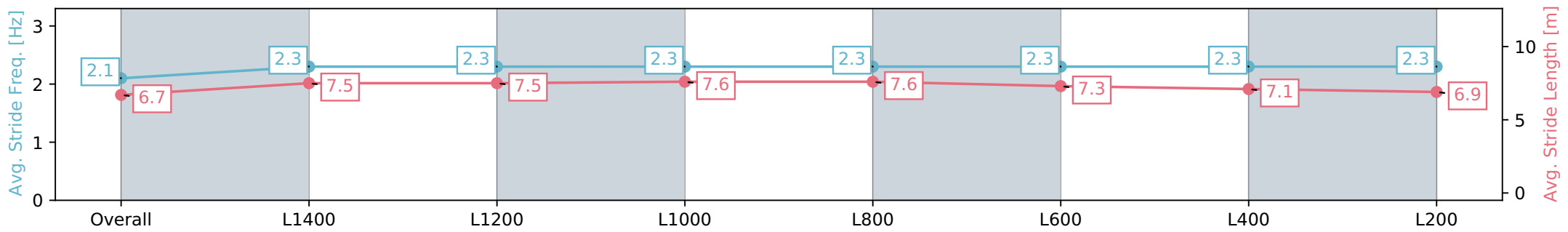
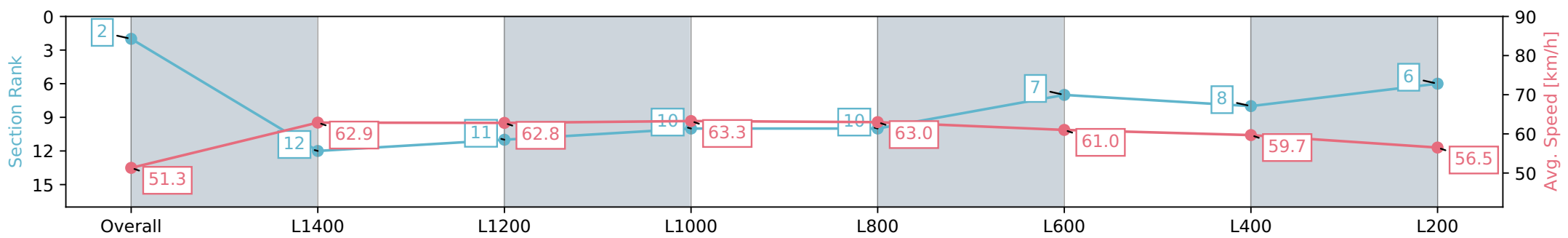
Race 6: Beyond Ink Benchmark 56 Handicap - 1600m

01 May 2024 - 3:11PM

Track Rating: Good 4, Weather: Fine, Rail Position: +7m Entire, +4m 1200m Chute



Section	Overall	L1400	L1200	L1000	L800	L600	L400	L200
Section Times	1:38.53 [2] (0:14.07)	1:24.46 [12] (0:11.45)	1:13.01 [11] (0:11.53)	1:01.48 [10] (0:12.07)	0:49.41 [10] (0:12.14)	0:37.27 [7] (0:12.48)	0:24.79 [8] (0:12.05)	0:12.74 [6] (0:12.74)
Average Speed [km/h]	51.3	62.9	62.8	63.3	63.0	61.0	59.7	56.5
Top Speed [km/h]	62.4	64.0	64.2	64.3	64.2	62.2	60.8	58.3
Avg. Dist. to Rail [m]	14.9	9.4	9.9	11.3	12.5	12.5	15.5	16.1
Avg. Stride Freq. [Hz]	2.1	2.3	2.3	2.3	2.3	2.3	2.3	2.3
Avg. Stride Length [m]	6.7	7.5	7.5	7.6	7.6	7.3	7.1	6.9



- [ ] Ranking at each section and finish
- :-:- No data available at this section
- NA No data available

Horse/Jockey Name	ALLUSION/Jason Holder
Finish Rank	3
Fastest Section Time (Section)	0:11.37 (L1400)
Top Speed [km/h] (Section)	66.3 (Overall)
Race State	Finished



Thomas Farms RC Murray Bridge SA - Professional

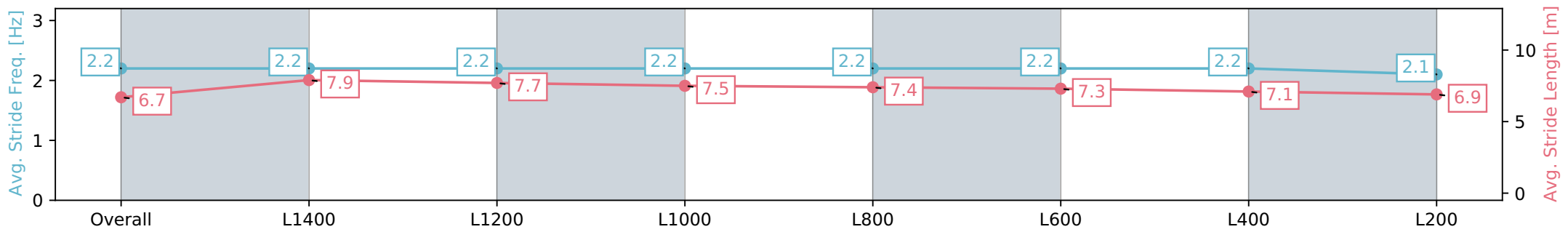
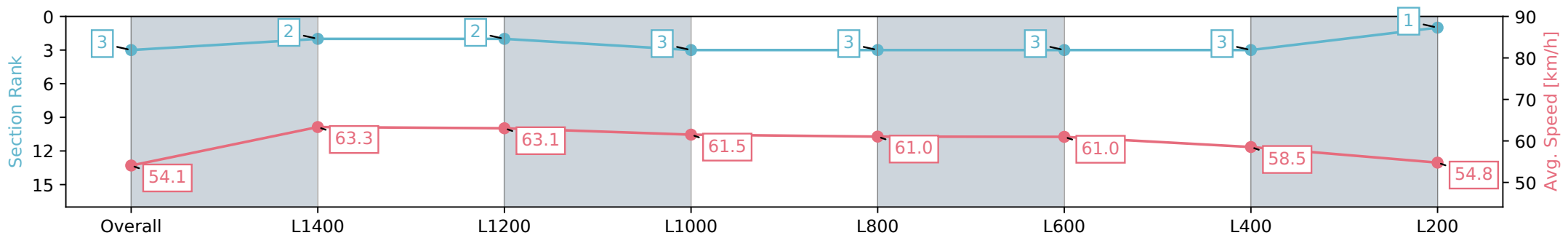
Race 6: Beyond Ink Benchmark 56 Handicap - 1600m

01 May 2024 - 3:11PM

Track Rating: Good 4, Weather: Fine, Rail Position: +7m Entire, +4m 1200m Chute



Section	Overall	L1400	L1200	L1000	L800	L600	L400	L200
Section Times	1:38.67 [3] (0:13.34)	1:25.33 [2] (0:11.37)	1:13.96 [2] (0:11.49)	1:02.47 [3] (0:12.28)	0:50.19 [3] (0:12.39)	0:37.80 [3] (0:12.35)	0:25.45 [3] (0:12.30)	0:13.15 [1] (0:13.15)
Average Speed [km/h]	54.1	63.3	63.1	61.5	61.0	61.0	58.5	54.8
Top Speed [km/h]	66.3	65.4	64.4	63.6	61.6	61.9	60.3	56.7
Avg. Dist. to Rail [m]	13.4	7.6	7.9	9.4	10.1	10.4	13.3	14.8
Avg. Stride Freq. [Hz]	2.2	2.2	2.2	2.2	2.2	2.2	2.2	2.1
Avg. Stride Length [m]	6.7	7.9	7.7	7.5	7.4	7.3	7.1	6.9



- [ ] Ranking at each section and finish
- :-:- No data available at this section
- NA No data available

Horse/Jockey Name	JAMROCK/Tala Hutchinson
Finish Rank	4
Fastest Section Time (Section)	0:11.35 (L1400)
Top Speed [km/h] (Section)	64.0 (Overall)
Race State	Finished



Thomas Farms RC Murray Bridge SA - Professional

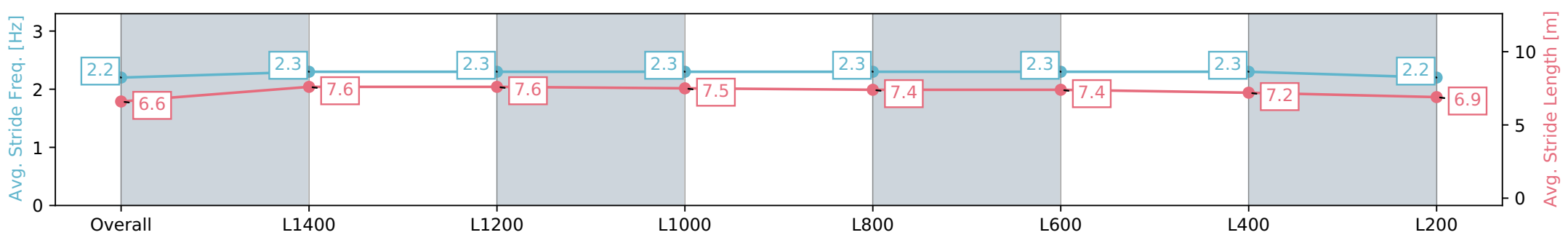
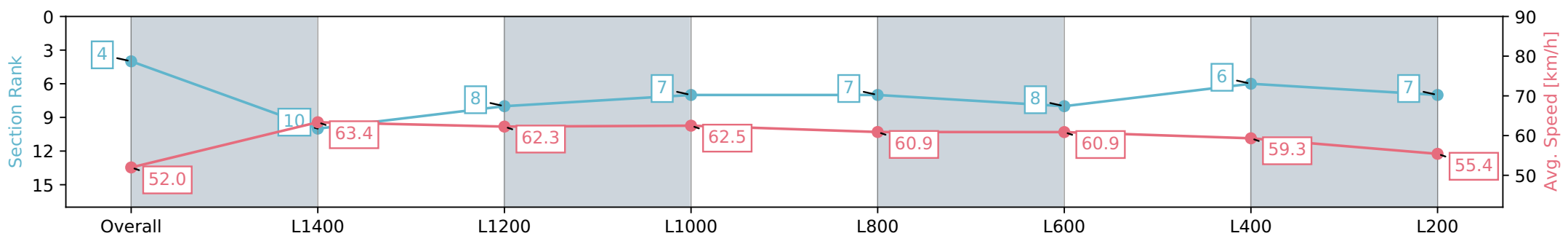
Race 6: Beyond Ink Benchmark 56 Handicap - 1600m

01 May 2024 - 3:11PM

Track Rating: Good 4, Weather: Fine, Rail Position: +7m Entire, +4m 1200m Chute



Section	Overall	L1400	L1200	L1000	L800	L600	L400	L200
Section Times	1:38.81 [4] (0:13.87)	1:24.94 [10] (0:11.35)	1:13.59 [8] (0:11.63)	1:01.96 [7] (0:11.99)	0:49.97 [7] (0:12.43)	0:37.54 [8] (0:12.40)	0:25.14 [6] (0:12.15)	0:12.99 [7] (0:12.99)
Average Speed [km/h]	52.0	63.4	62.3	62.5	60.9	60.9	59.3	55.4
Top Speed [km/h]	62.4	64.0	63.0	63.5	61.7	62.1	61.5	56.9
Avg. Dist. to Rail [m]	7.0	6.3	6.3	7.8	10.5	10.5	9.4	6.6
Avg. Stride Freq. [Hz]	2.2	2.3	2.3	2.3	2.3	2.3	2.3	2.2
Avg. Stride Length [m]	6.6	7.6	7.6	7.5	7.4	7.4	7.2	6.9



- [ ] Ranking at each section and finish
- :-:- No data available at this section
- NA No data available



Horse/Jockey Name	LINES OF GLORY/Anna Jordsjo
Finish Rank	5
Fastest Section Time (Section)	0:11.35 (L1400)
Top Speed [km/h] (Section)	65.6 (Overall)
Race State	Finished



Thomas Farms RC Murray Bridge SA - Professional

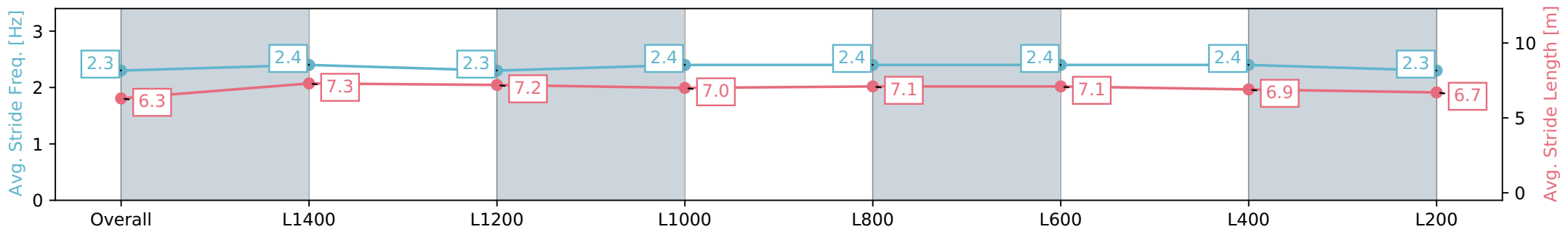
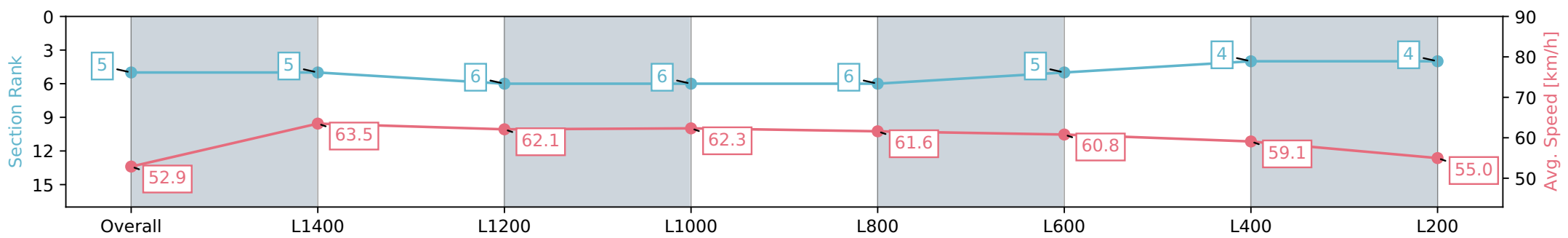
Race 6: Beyond Ink Benchmark 56 Handicap - 1600m

01 May 2024 - 3:11PM

Track Rating: Good 4, Weather: Fine, Rail Position: +7m Entire, +4m 1200m Chute



Section	Overall	L1400	L1200	L1000	L800	L600	L400	L200
Section Times	1:38.85 [5] (0:13.63)	1:25.22 [5] (0:11.35)	1:13.87 [6] (0:11.66)	1:02.21 [6] (0:12.17)	0:50.04 [6] (0:12.32)	0:37.72 [5] (0:12.42)	0:25.30 [4] (0:12.19)	0:13.11 [4] (0:13.11)
Average Speed [km/h]	52.9	63.5	62.1	62.3	61.6	60.8	59.1	55.0
Top Speed [km/h]	64.7	65.6	63.0	63.2	63.0	62.5	60.5	58.2
Avg. Dist. to Rail [m]	12.4	8.4	8.6	10.0	10.8	11.1	13.7	14.9
Avg. Stride Freq. [Hz]	2.3	2.4	2.3	2.4	2.4	2.4	2.4	2.3
Avg. Stride Length [m]	6.3	7.3	7.2	7.0	7.1	7.1	6.9	6.7



[ ] Ranking at each section and finish  
 -:-:- No data available at this section  
 NA No data available

Horse/Jockey Name	CUBAN LORD/Dylan Caboche
Finish Rank	6
Fastest Section Time (Section)	0:11.42 (L1400)
Top Speed [km/h] (Section)	63.6 (Overall)
Race State	Finished



Thomas Farms RC Murray Bridge SA - Professional

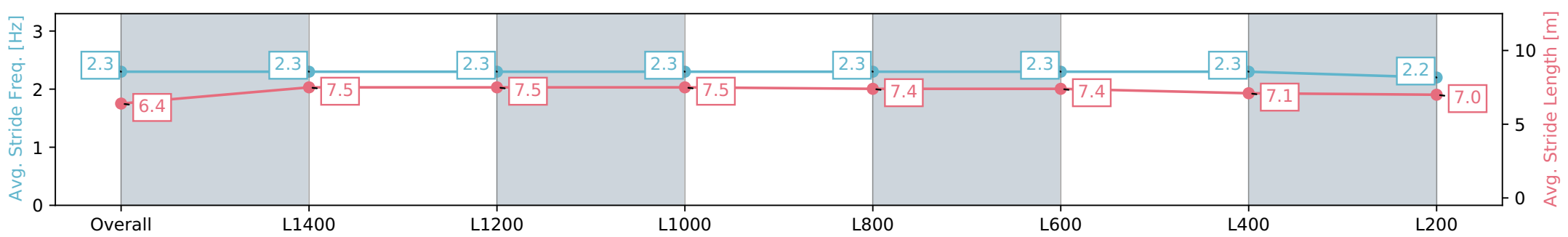
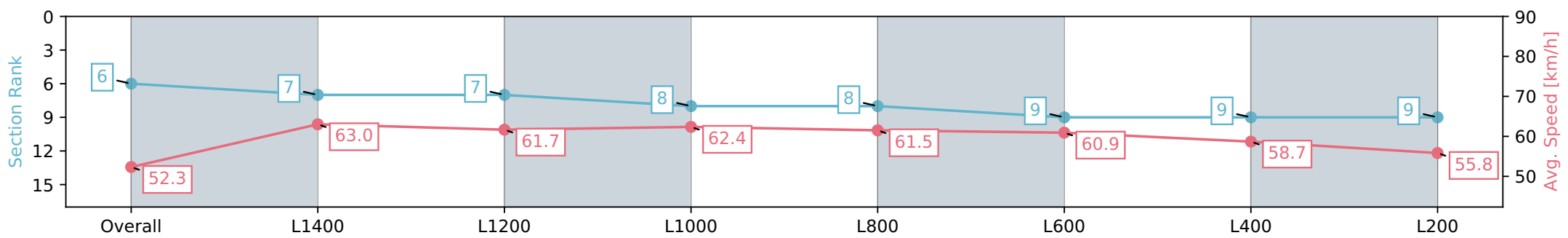
Race 6: Beyond Ink Benchmark 56 Handicap - 1600m

01 May 2024 - 3:11PM

Track Rating: Good 4, Weather: Fine, Rail Position: +7m Entire, +4m 1200m Chute



Section	Overall	L1400	L1200	L1000	L800	L600	L400	L200
Section Times	1:38.91 [6] (0:13.77)	1:25.14 [7] (0:11.42)	1:13.72 [7] (0:11.74)	1:01.98 [8] (0:12.13)	0:49.85 [8] (0:12.33)	0:37.52 [9] (0:12.36)	0:25.16 [9] (0:12.26)	0:12.90 [9] (0:12.90)
Average Speed [km/h]	52.3	63.0	61.7	62.4	61.5	60.9	58.7	55.8
Top Speed [km/h]	63.5	63.6	63.1	63.3	62.6	61.8	61.0	58.2
Avg. Dist. to Rail [m]	11.7	7.4	8.3	9.4	10.6	10.3	13.0	13.5
Avg. Stride Freq. [Hz]	2.3	2.3	2.3	2.3	2.3	2.3	2.3	2.2
Avg. Stride Length [m]	6.4	7.5	7.5	7.5	7.4	7.4	7.1	7.0



- [ ] Ranking at each section and finish
- :-:- No data available at this section
- NA No data available

Horse/Jockey Name	THE CHAPLAIN/Sophie Logan
Finish Rank	7
Fastest Section Time (Section)	0:11.54 (L1400)
Top Speed [km/h] (Section)	63.5 (Overall)
Race State	Finished



Thomas Farms RC Murray Bridge SA - Professional

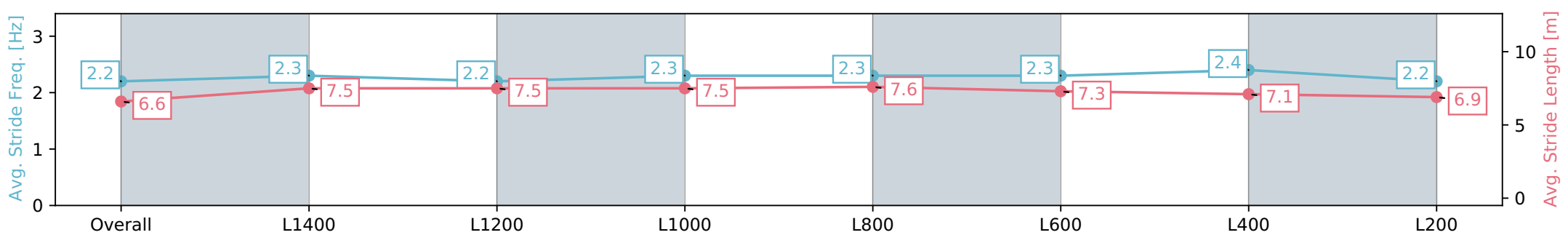
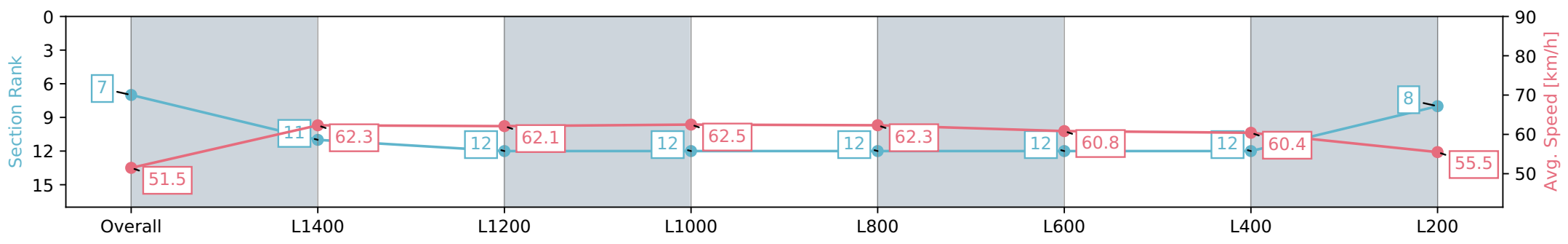
Race 6: Beyond Ink Benchmark 56 Handicap - 1600m

01 May 2024 - 3:11PM

Track Rating: Good 4, Weather: Fine, Rail Position: +7m Entire, +4m 1200m Chute



Section	Overall	L1400	L1200	L1000	L800	L600	L400	L200
Section Times	1:38.94 [7] (0:13.99)	1:24.95 [11] (0:11.54)	1:13.41 [12] (0:11.66)	1:01.75 [12] (0:12.15)	0:49.60 [12] (0:12.24)	0:37.36 [12] (0:12.47)	0:24.89 [12] (0:11.92)	0:12.97 [8] (0:12.97)
Average Speed [km/h]	51.5	62.3	62.1	62.5	62.3	60.8	60.4	55.5
Top Speed [km/h]	63.0	63.5	63.5	63.2	62.9	61.5	61.8	58.1
Avg. Dist. to Rail [m]	10.3	8.3	8.6	10.2	11.6	11.9	16.8	17.2
Avg. Stride Freq. [Hz]	2.2	2.3	2.2	2.3	2.3	2.3	2.4	2.2
Avg. Stride Length [m]	6.6	7.5	7.5	7.5	7.6	7.3	7.1	6.9



[ ] Ranking at each section and finish  
 -:-:- No data available at this section  
 NA No data available

Horse/Jockey Name	APPLIED/Ben Price
Finish Rank	8
Fastest Section Time (Section)	0:11.61 (L1200)
Top Speed [km/h] (Section)	63.4 (L1400)
Race State	Finished



Thomas Farms RC Murray Bridge SA - Professional

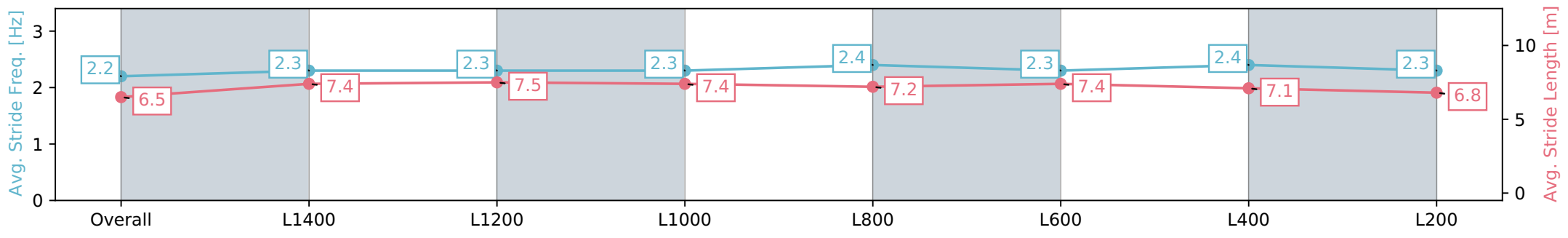
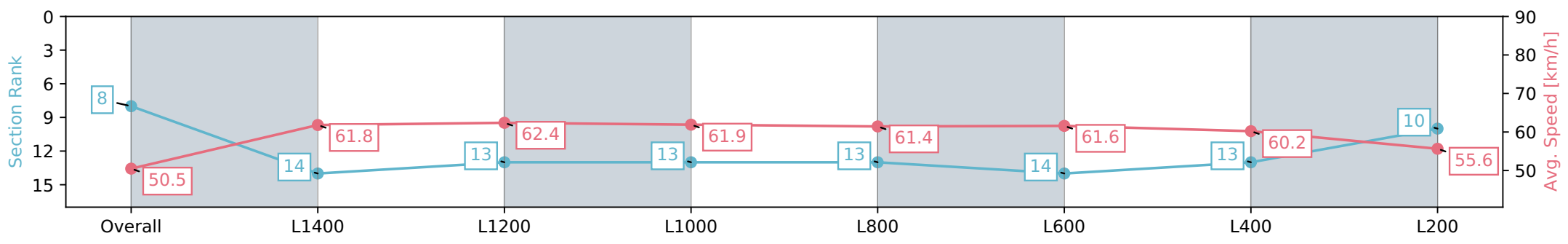
Race 6: Beyond Ink Benchmark 56 Handicap - 1600m

01 May 2024 - 3:11PM

Track Rating: Good 4, Weather: Fine, Rail Position: +7m Entire, +4m 1200m Chute



Section	Overall	L1400	L1200	L1000	L800	L600	L400	L200
Section Times	1:39.01 [8] (0:14.27)	1:24.74 [14] (0:11.65)	1:13.09 [13] (0:11.61)	1:01.48 [13] (0:12.12)	0:49.36 [13] (0:12.28)	0:37.07 [14] (0:12.17)	0:24.90 [13] (0:11.95)	0:12.95 [10] (0:12.95)
Average Speed [km/h]	50.5	61.8	62.4	61.9	61.4	61.6	60.2	55.6
Top Speed [km/h]	61.7	62.3	63.4	63.2	62.3	62.6	62.1	58.2
Avg. Dist. to Rail [m]	8.5	6.8	7.0	8.0	9.7	9.1	11.3	11.7
Avg. Stride Freq. [Hz]	2.2	2.3	2.3	2.3	2.4	2.3	2.4	2.3
Avg. Stride Length [m]	6.5	7.4	7.5	7.4	7.2	7.4	7.1	6.8



- [ ] Ranking at each section and finish
- :-:- No data available at this section
- NA No data available

Horse/Jockey Name	SEA OF SECRETS/Stacey Metcalfe
Finish Rank	9
Fastest Section Time (Section)	0:11.47 (L1400)
Top Speed [km/h] (Section)	63.5 (Overall)
Race State	Finished



Thomas Farms RC Murray Bridge SA - Professional

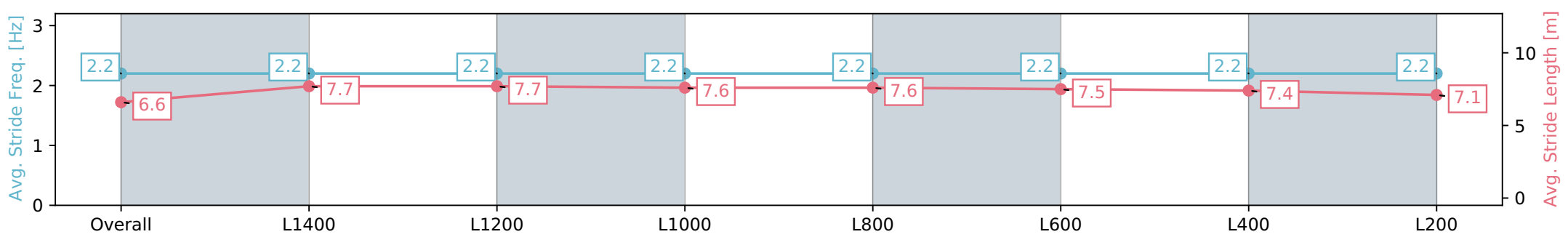
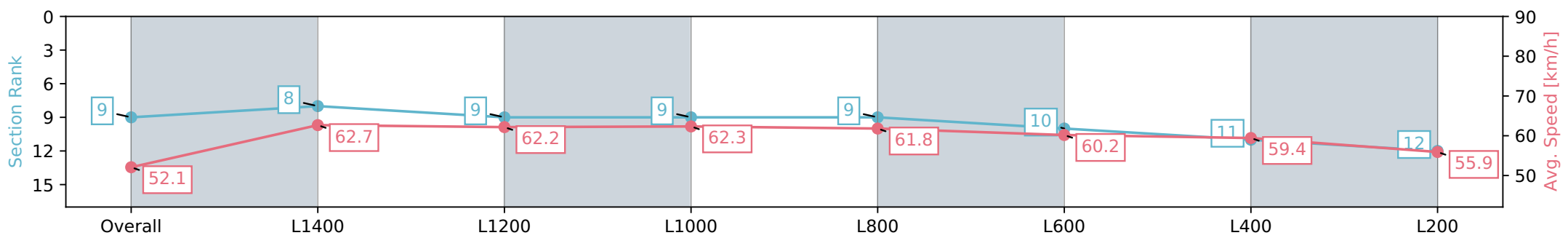
Race 6: Beyond Ink Benchmark 56 Handicap - 1600m

01 May 2024 - 3:11PM

Track Rating: Good 4, Weather: Fine, Rail Position: +7m Entire, +4m 1200m Chute



Section	Overall	L1400	L1200	L1000	L800	L600	L400	L200
Section Times	1:39.02 [9] (0:13.84)	1:25.18 [8] (0:11.47)	1:13.71 [9] (0:11.67)	1:02.04 [9] (0:12.13)	0:49.91 [9] (0:12.31)	0:37.60 [10] (0:12.60)	0:25.00 [11] (0:12.12)	0:12.88 [12] (0:12.88)
Average Speed [km/h]	52.1	62.7	62.2	62.3	61.8	60.2	59.4	55.9
Top Speed [km/h]	63.2	63.5	62.8	63.2	62.6	61.2	60.5	58.4
Avg. Dist. to Rail [m]	13.6	8.7	8.6	9.7	11.2	11.8	16.4	16.4
Avg. Stride Freq. [Hz]	2.2	2.2	2.2	2.2	2.2	2.2	2.2	2.2
Avg. Stride Length [m]	6.6	7.7	7.7	7.6	7.6	7.5	7.4	7.1



- [ ] Ranking at each section and finish
- :-:- No data available at this section
- NA No data available

Horse/Jockey Name	MONSEAGLE/Teagan Voorham
Finish Rank	10
Fastest Section Time (Section)	0:11.20 (L1200)
Top Speed [km/h] (Section)	66.0 (L1400)
Race State	Finished



Thomas Farms RC Murray Bridge SA - Professional

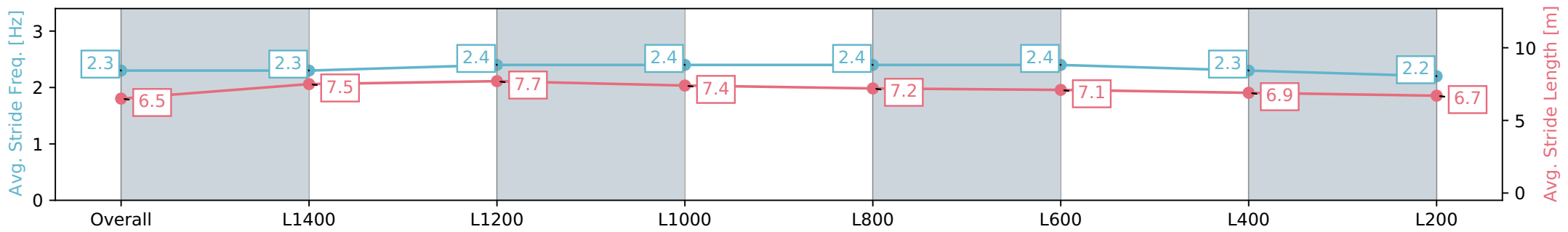
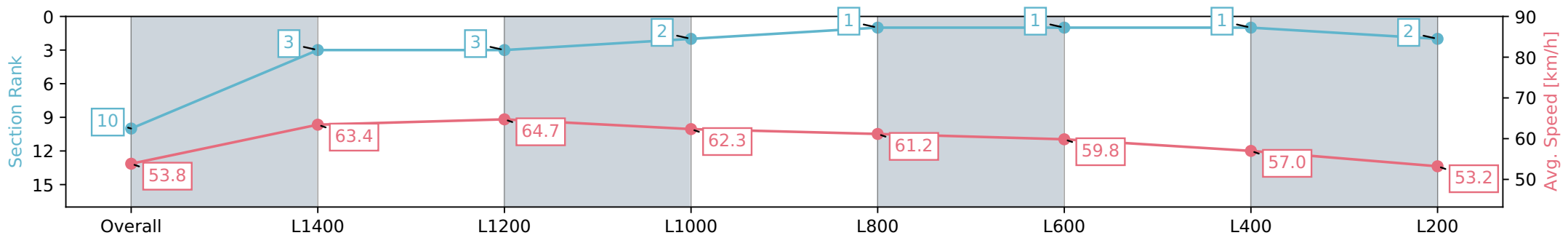
Race 6: Beyond Ink Benchmark 56 Handicap - 1600m

01 May 2024 - 3:11PM

Track Rating: Good 4, Weather: Fine, Rail Position: +7m Entire, +4m 1200m Chute



Section	Overall	L1400	L1200	L1000	L800	L600	L400	L200
Section Times	1:39.09 [10] (0:13.40)	1:25.69 [3] (0:11.34)	1:14.35 [3] (0:11.20)	1:03.15 [2] (0:12.08)	0:51.07 [1] (0:12.28)	0:38.78 [1] (0:12.60)	0:26.18 [1] (0:12.64)	0:13.54 [2] (0:13.54)
Average Speed [km/h]	53.8	63.4	64.7	62.3	61.2	59.8	57.0	53.2
Top Speed [km/h]	65.6	64.5	66.0	63.5	62.7	62.0	59.0	55.1
Avg. Dist. to Rail [m]	14.4	8.7	8.4	8.7	9.2	10.3	12.0	13.7
Avg. Stride Freq. [Hz]	2.3	2.3	2.4	2.4	2.4	2.4	2.3	2.2
Avg. Stride Length [m]	6.5	7.5	7.7	7.4	7.2	7.1	6.9	6.7



[ ] Ranking at each section and finish  
 -:-:- No data available at this section  
 NA No data available

Horse/Jockey Name	TWO TIMES TWICE/Caitlyn Munro
Finish Rank	11
Fastest Section Time (Section)	0:11.32 (L1400)
Top Speed [km/h] (Section)	65.7 (Overall)
Race State	Finished



Thomas Farms RC Murray Bridge SA - Professional

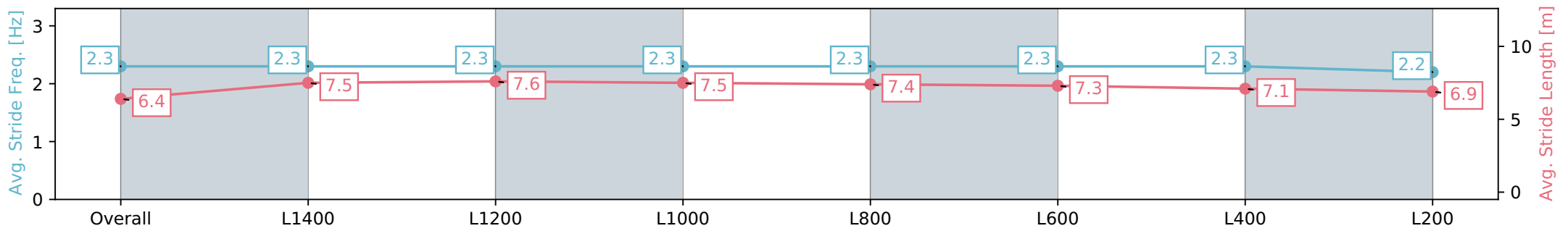
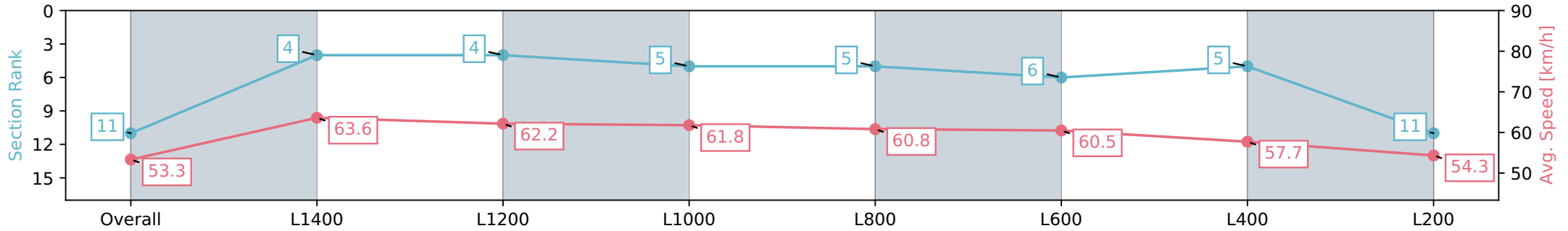
Race 6: Beyond Ink Benchmark 56 Handicap - 1600m

01 May 2024 - 3:11PM

Track Rating: Good 4, Weather: Fine, Rail Position: +7m Entire, +4m 1200m Chute



Section	Overall	L1400	L1200	L1000	L800	L600	L400	L200
Section Times	1:39.34 [11] (0:13.51)	1:25.83 [4] (0:11.32)	1:14.51 [4] (0:11.64)	1:02.87 [5] (0:12.24)	0:50.63 [5] (0:12.46)	0:38.17 [6] (0:12.43)	0:25.74 [5] (0:12.49)	0:13.25 [11] (0:13.25)
Average Speed [km/h]	53.3	63.6	62.2	61.8	60.8	60.5	57.7	54.3
Top Speed [km/h]	65.0	65.7	63.3	63.5	61.6	61.3	58.9	57.1
Avg. Dist. to Rail [m]	10.7	7.5	7.6	9.3	10.8	9.8	11.8	12.5
Avg. Stride Freq. [Hz]	2.3	2.3	2.3	2.3	2.3	2.3	2.3	2.2
Avg. Stride Length [m]	6.4	7.5	7.6	7.5	7.4	7.3	7.1	6.9



[ ] Ranking at each section and finish  
 -:-:- No data available at this section  
 NA No data available

Horse/Jockey Name	BYWATERS ROAD/Alice Lindsay
Finish Rank	12
Fastest Section Time (Section)	0:11.35 (L1400)
Top Speed [km/h] (Section)	65.3 (Overall)
Race State	Finished



Thomas Farms RC Murray Bridge SA - Professional

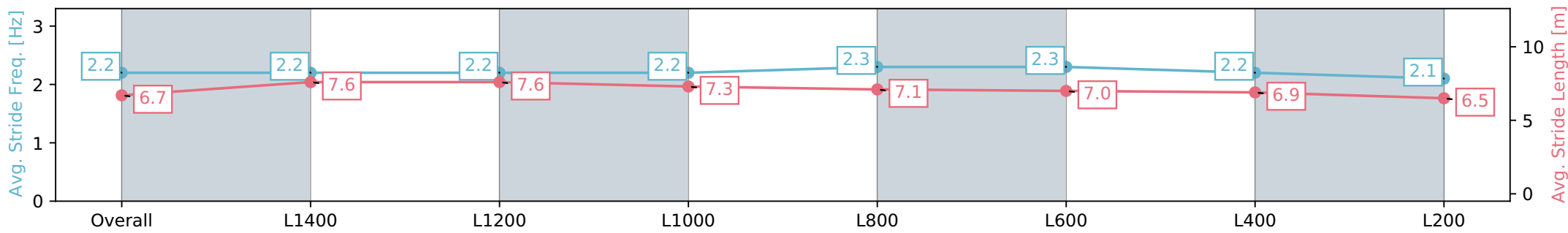
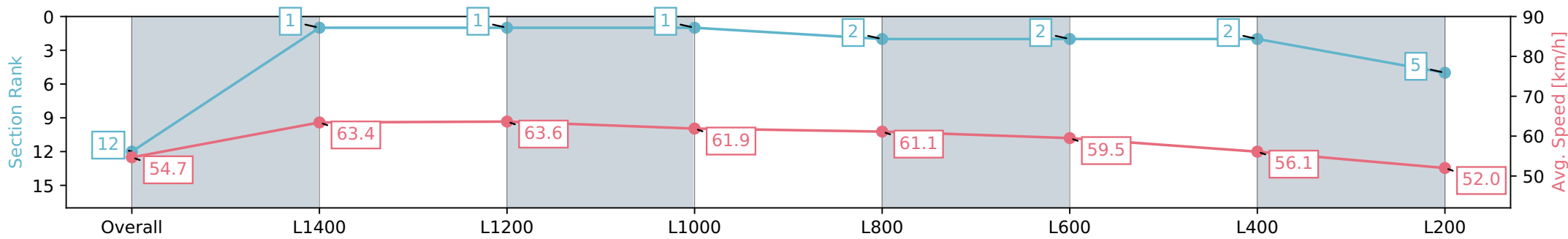
Race 6: Beyond Ink Benchmark 56 Handicap - 1600m

01 May 2024 - 3:11PM

Track Rating: Good 4, Weather: Fine, Rail Position: +7m Entire, +4m 1200m Chute



Section	Overall	L1400	L1200	L1000	L800	L600	L400	L200
Section Times	1:39.62 [12] (0:13.18)	1:26.44 [1] (0:11.35)	1:15.09 [1] (0:11.38)	1:03.71 [1] (0:12.13)	0:51.58 [2] (0:12.31)	0:39.27 [2] (0:12.60)	0:26.67 [2] (0:12.81)	0:13.86 [5] (0:13.86)
Average Speed [km/h]	54.7	63.4	63.6	61.9	61.1	59.5	56.1	52.0
Top Speed [km/h]	65.1	65.3	65.1	63.1	61.9	60.6	58.7	53.6
Avg. Dist. to Rail [m]	14.4	6.9	7.0	8.4	9.0	8.7	9.6	9.1
Avg. Stride Freq. [Hz]	2.2	2.2	2.2	2.2	2.3	2.3	2.2	2.1
Avg. Stride Length [m]	6.7	7.6	7.6	7.3	7.1	7.0	6.9	6.5



- [ ] Ranking at each section and finish
- :-:- No data available at this section
- NA No data available



Horse/Jockey Name	FIGHT FOR FREEDOM/Dom Tourneur
Finish Rank	13
Fastest Section Time (Section)	0:11.57 (L1200)
Top Speed [km/h] (Section)	63.8 (L1200)
Race State	Finished



Thomas Farms RC Murray Bridge SA - Professional

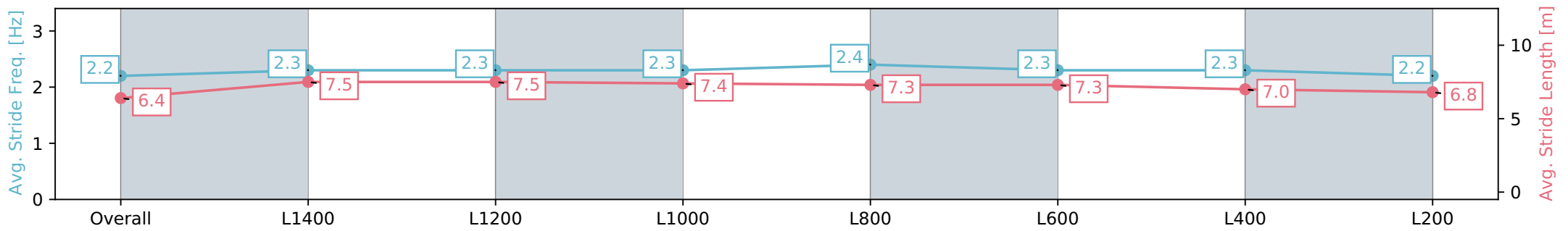
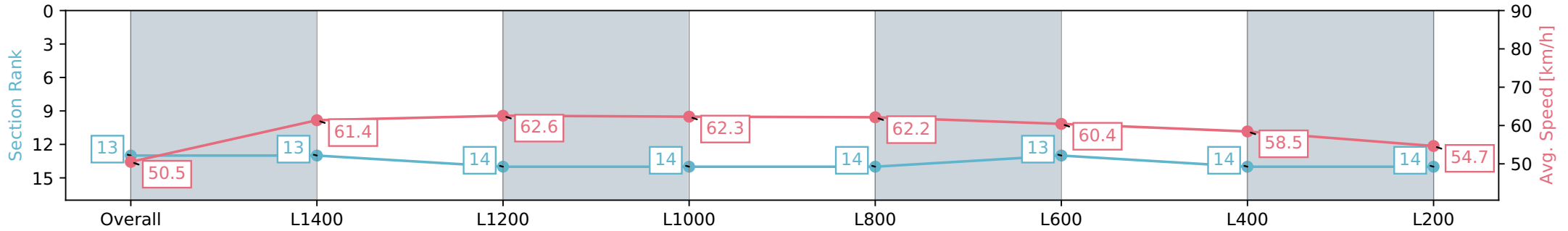
Race 6: Beyond Ink Benchmark 56 Handicap - 1600m

01 May 2024 - 3:11PM

Track Rating: Good 4, Weather: Fine, Rail Position: +7m Entire, +4m 1200m Chute



Section	Overall	L1400	L1200	L1000	L800	L600	L400	L200
Section Times	1:39.87 [13] (0:14.27)	1:25.60 [13] (0:11.74)	1:13.86 [14] (0:11.57)	1:02.28 [14] (0:12.13)	0:50.15 [14] (0:12.17)	0:37.98 [13] (0:12.49)	0:25.49 [14] (0:12.32)	0:13.17 [14] (0:13.17)
Average Speed [km/h]	50.5	61.4	62.6	62.3	62.2	60.4	58.5	54.7
Top Speed [km/h]	60.7	62.6	63.1	63.8	62.9	61.6	60.0	57.2
Avg. Dist. to Rail [m]	16.1	9.0	8.4	9.5	10.2	10.6	12.9	12.9
Avg. Stride Freq. [Hz]	2.2	2.3	2.3	2.3	2.4	2.3	2.3	2.2
Avg. Stride Length [m]	6.4	7.5	7.5	7.4	7.3	7.3	7.0	6.8



[ ] Ranking at each section and finish  
 -:-:- No data available at this section  
 NA No data available

Horse/Jockey Name	SOCIAL GROUP/Ivy Lam
Finish Rank	14
Fastest Section Time (Section)	0:11.28 (L1400)
Top Speed [km/h] (Section)	64.8 (Overall)
Race State	Finished



Thomas Farms RC Murray Bridge SA - Professional

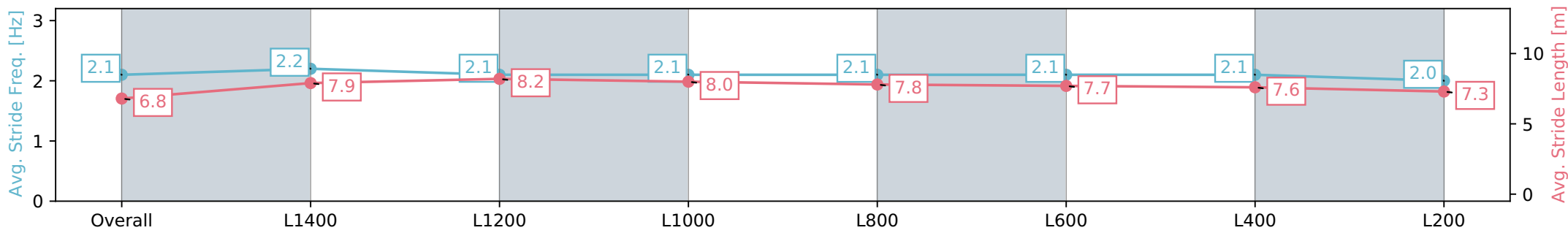
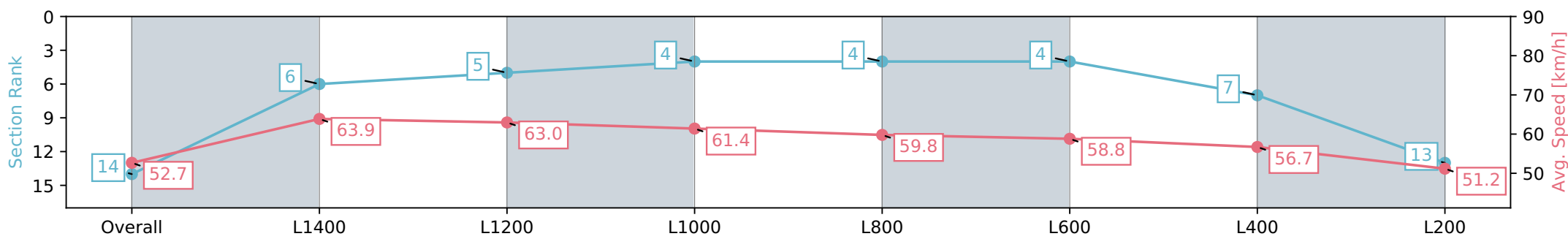
Race 6: Beyond Ink Benchmark 56 Handicap - 1600m

01 May 2024 - 3:11PM

Track Rating: Good 4, Weather: Fine, Rail Position: +7m Entire, +4m 1200m Chute



Section	Overall	L1400	L1200	L1000	L800	L600	L400	L200
Section Times	1:40.48 [14] (0:13.65)	1:26.83 [6] (0:11.28)	1:15.55 [5] (0:11.50)	1:04.05 [4] (0:12.13)	0:51.92 [4] (0:12.48)	0:39.44 [4] (0:12.66)	0:26.78 [7] (0:12.69)	0:14.09 [13] (0:14.09)
Average Speed [km/h]	52.7	63.9	63.0	61.4	59.8	58.8	56.7	51.2
Top Speed [km/h]	64.6	64.8	64.1	62.2	62.5	60.4	58.2	54.0
Avg. Dist. to Rail [m]	9.3	7.0	6.8	6.7	7.0	8.0	8.9	9.1
Avg. Stride Freq. [Hz]	2.1	2.2	2.1	2.1	2.1	2.1	2.1	2.0
Avg. Stride Length [m]	6.8	7.9	8.2	8.0	7.8	7.7	7.6	7.3



- [ ] Ranking at each section and finish
- :-:- No data available at this section
- NA No data available