



RACING SA

Thomas Farms RC Murray Bridge SA
Race 5: Spry Civil Construction Raceday - 25th May Benchmark 56 Handicap - 1600m
01 May 2024 - 2:30PM



Track Rating: Good 4, Weather: Fine, Rail Position: +7m Entire, +4m 1200m Chute

Table with columns: Section, Field Times, Position, #, Horse/Jockey, Barrier, Top Speed [km/h], Fastest Section, First 400m, Overall, L1400, L1200, L1000, L800, L600, Distance Travelled From Winner [m]. Contains 10 race entries with detailed timing and performance data.

Scratched: Flight Deck (#1)

- Legend for symbols: [ ] Position in running at each section and finish, # Saddle cloth number, -:-:- No data available at this section, DNF Did not finish, NA No data available, DNT Did not track, Background shading for fastest section



RACING SA

# Thomas Farms RC Murray Bridge SA

Race 5: Spry Civil Construction Raceday – 25th May Benchmark 56 Handicap - 1600m

01 May 2024 - 2:30PM



Murray Bridge  
Racing Club

Track Rating: Good 4, Weather: Fine, Rail Position: +7m Entire, +4m 1200m Chute

Section Field Times							Overall	L1400	L1200	L1000	L800	L600	
							1:37.53 (0:13.23)	1:24.30 (0:11.26)	1:13.04 (0:11.51)	1:01.54 (0:11.98)	0:49.56 (0:12.24)	0:37.31 (0:12.34)	
Position	#	Horse/Jockey	Barrier	Top Speed [km/h]	Fastest Section	First 400m							Distance Travelled From Winner [m]
11	14	<b>AMERICAN TROUBLE</b> Zoe Lloyd	9	65.0 1600-1400	0:11.36 1400-1200	0:24.97	1:39.20 (0:13.61)	1:25.59 [5] (0:11.36)	1:14.23 [5] (0:11.44)	1:02.79 [5] (0:12.24)	0:50.55 [7] (0:12.56)	0:37.98 [8] (0:12.48)	+7
12	3	<b>BARDOUTES</b> Callan Murray	5	65.8 1400-1200	0:11.27 1400-1200	0:24.83	1:39.34 (0:13.56)	1:25.78 [4] (0:11.27)	1:14.51 [3] (0:11.42)	1:03.09 [4] (0:12.11)	0:50.98 [3] (0:12.38)	0:38.60 [3] (0:12.52)	+2
13	8	<b>GOLDEN AGE</b> Jake Toeroek	13	66.2 1400-1200	0:11.24 1200-1000	0:25.00	1:41.31 (0:13.74)	1:27.57 [7] (0:11.26)	1:16.31 [7] (0:11.24)	1:05.07 [3] (0:12.14)	0:52.93 [4] (0:12.37)	0:40.56 [4] (0:12.54)	+5

Scratched: Flight Deck (#1)

- [ ] Position in running at each section and finish # Saddle cloth number
- :-:- No data available at this section DNF Did not finish
- NA No data available DNT Did not track
- █ Background shading for fastest section



RACING SA

Thomas Farms RC Murray Bridge SA
Race 5: Spry Civil Construction Raceday - 25th May Benchmark 56 Handicap - 1600m
01 May 2024 - 2:30PM



Track Rating: Good 4, Weather: Fine, Rail Position: +7m Entire, +4m 1200m Chute

Table with columns: Section, Field Times, Position, #, Horse/Jockey, Barrier, Top Speed [km/h], Fastest Section, First 400m, L400, L200, Margin, Distance Travelled From Winner [m]. Contains 10 rows of race data.

Scratched: Flight Deck (#1)

- [ ] Position in running at each section and finish
# Saddle cloth number
-:-:- No data available at this section
DNF Did not finish
NA No data available
DNT Did not track
Background shading for fastest section



RACING SA

# Thomas Farms RC Murray Bridge SA

Race 5: Spry Civil Construction Raceday – 25th May Benchmark 56 Handicap - 1600m

01 May 2024 - 2:30PM



Track Rating: Good 4, Weather: Fine, Rail Position: +7m Entire, +4m 1200m Chute

Section

Field Times

L400  
0:24.97  
(0:12.17)  
L200  
0:12.80  
(0:12.80)

Position	#	Horse/Jockey	Barrier	Top Speed [km/h]	Fastest Section	First 400m			Margin					Distance Travelled From Winner [m]
11	14	<b>AMERICAN TROUBLE</b>	9	65.0	0:11.36	0:24.97	0:25.50 [10]	0:13.16 [11]	0.11L					+7
		Zoe Lloyd		1600-1400	1400-1200		(0:12.34)	(0:13.16)						
12	3	<b>BARDOUTES</b>	5	65.8	0:11.27	0:24.83	0:26.08 [3]	0:13.55 [8]	0.14L					+2
		Callan Murray		1400-1200	1400-1200		(0:12.53)	(0:13.55)						
13	8	<b>GOLDEN AGE</b>	13	66.2	0:11.24	0:25.00	0:28.02 [5]	0:15.16 [12]	1.97L					+5
		Jake Toeroek		1400-1200	1200-1000		(0:12.86)	(0:15.16)						

Scratched: Flight Deck (#1)

- [ ] Position in running at each section and finish # Saddle cloth number
- :-:- No data available at this section DNF Did not finish
- NA No data available DNT Did not track
- █ Background shading for fastest section

Horse/Jockey Name	SEAFARING/Todd Pannell
Finish Rank	1
Fastest Section Time (Section)	0:11.28 (L1400)
Top Speed [km/h] (Section)	64.4 (Overall)
Race State	Finished



Thomas Farms RC Murray Bridge SA - Professional

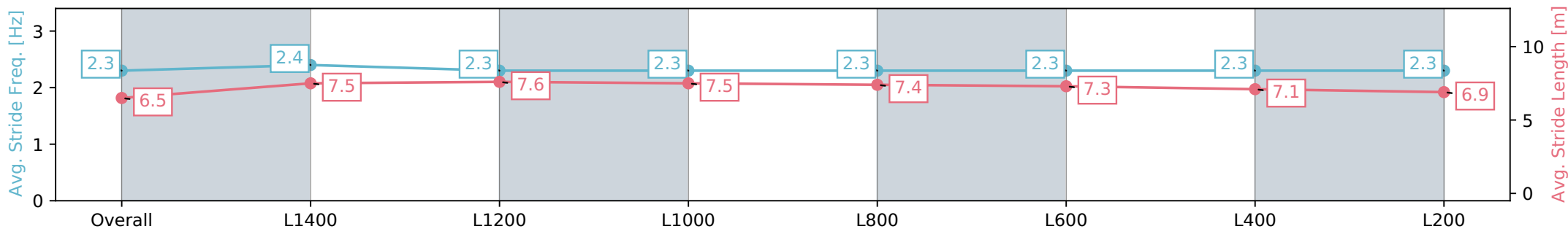
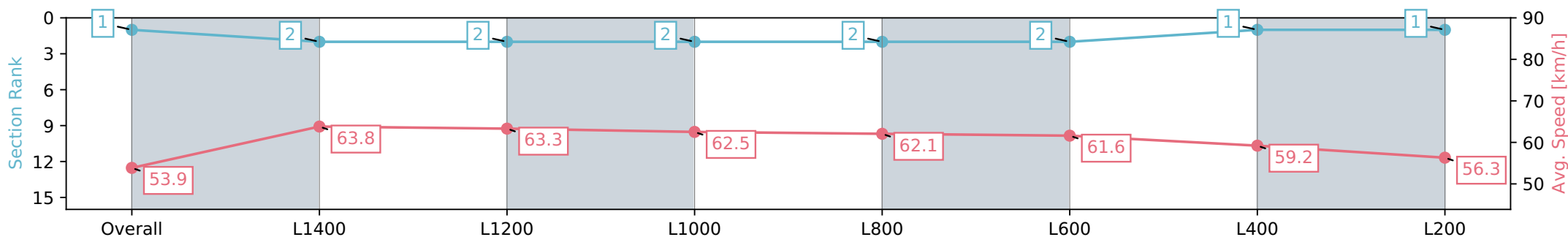
Race 5: Spry Civil Construction Raceday - 25th May  
Benchmark 56 Handicap - 1600m

01 May 2024 - 2:30PM

Track Rating: Good 4, Weather: Fine, Rail Position: +7m Entire, +4m  
1200m Chute



Section	Overall	L1400	L1200	L1000	L800	L600	L400	L200
Section Times	1:37.53 [1] (0:13.39)	1:24.14 [2] (0:11.28)	1:12.85 [2] (0:11.44)	1:01.41 [2] (0:12.09)	0:49.32 [2] (0:12.16)	0:37.16 [2] (0:12.19)	0:24.97 [1] (0:12.17)	0:12.80 [1] (0:12.80)
Average Speed [km/h]	53.9	63.8	63.3	62.5	62.1	61.6	59.2	56.3
Top Speed [km/h]	63.3	64.4	63.7	63.0	62.5	62.3	60.9	57.5
Avg. Dist. to Rail [m]	16.0	10.4	9.0	9.4	9.6	9.8	12.5	13.7
Avg. Stride Freq. [Hz]	2.3	2.4	2.3	2.3	2.3	2.3	2.3	2.3
Avg. Stride Length [m]	6.5	7.5	7.6	7.5	7.4	7.3	7.1	6.9



- [ ] Ranking at each section and finish
- :-:- No data available at this section
- NA No data available

Horse/Jockey Name	FIAMETTE/Jacob Opperman
Finish Rank	2
Fastest Section Time (Section)	0:11.20 (L1400)
Top Speed [km/h] (Section)	65.3 (Overall)
Race State	Finished



Thomas Farms RC Murray Bridge SA - Professional

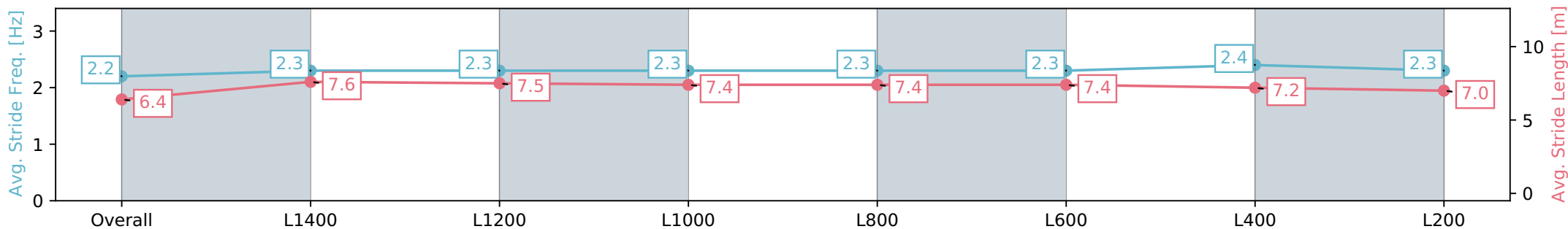
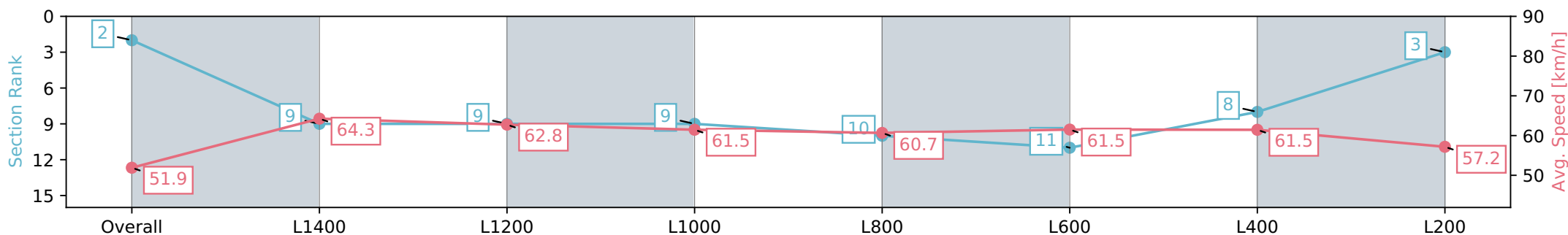
Race 5: Spry Civil Construction Raceday – 25th May  
Benchmark 56 Handicap - 1600m

01 May 2024 - 2:30PM

Track Rating: Good 4, Weather: Fine, Rail Position: +7m Entire, +4m 1200m Chute



Section	Overall	L1400	L1200	L1000	L800	L600	L400	L200
Section Times	1:37.92 [2] (0:13.88)	1:24.04 [9] (0:11.20)	1:12.84 [9] (0:11.53)	1:01.31 [9] (0:12.32)	0:48.99 [10] (0:12.45)	0:36.54 [11] (0:12.21)	0:24.33 [8] (0:11.76)	0:12.57 [3] (0:12.56)
Average Speed [km/h]	51.9	64.3	62.8	61.5	60.7	61.5	61.5	57.2
Top Speed [km/h]	63.9	65.3	64.1	62.9	61.7	62.9	63.1	59.8
Avg. Dist. to Rail [m]	8.0	7.8	8.0	9.5	10.1	9.6	13.6	14.6
Avg. Stride Freq. [Hz]	2.2	2.3	2.3	2.3	2.3	2.3	2.4	2.3
Avg. Stride Length [m]	6.4	7.6	7.5	7.4	7.4	7.4	7.2	7.0



- [ ] Ranking at each section and finish
- :-:- No data available at this section
- NA No data available

Horse/Jockey Name	SOUTHERN SHOOTER/Dom Tourneur
Finish Rank	3
Fastest Section Time (Section)	0:11.31 (L1400)
Top Speed [km/h] (Section)	64.5 (L1400)
Race State	Finished



Thomas Farms RC Murray Bridge SA - Professional

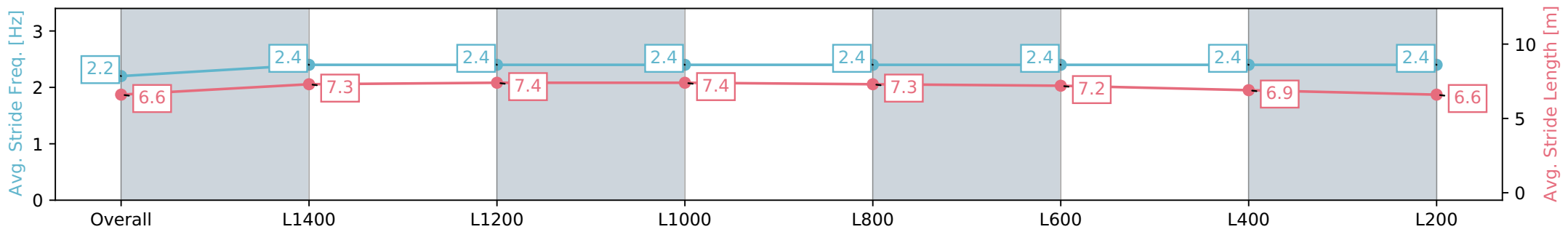
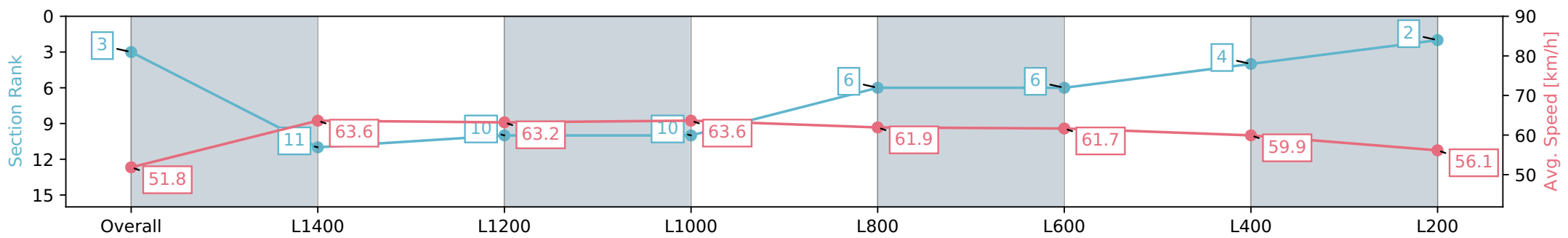
Race 5: Spry Civil Construction Raceday – 25th May  
Benchmark 56 Handicap - 1600m

01 May 2024 - 2:30PM

Track Rating: Good 4, Weather: Fine, Rail Position: +7m Entire, +4m 1200m Chute



Section	Overall	L1400	L1200	L1000	L800	L600	L400	L200
Section Times	1:38.11 [3] (0:13.90)	1:24.21 [11] (0:11.31)	1:12.90 [10] (0:11.48)	1:01.42 [10] (0:11.94)	0:49.48 [6] (0:12.37)	0:37.11 [6] (0:12.28)	0:24.83 [4] (0:12.01)	0:12.82 [2] (0:12.82)
Average Speed [km/h]	51.8	63.6	63.2	63.6	61.9	61.7	59.9	56.1
Top Speed [km/h]	63.4	64.5	64.5	64.1	63.1	62.2	62.2	58.0
Avg. Dist. to Rail [m]	11.6	9.9	9.1	10.5	12.7	11.4	12.4	11.9
Avg. Stride Freq. [Hz]	2.2	2.4	2.4	2.4	2.4	2.4	2.4	2.4
Avg. Stride Length [m]	6.6	7.3	7.4	7.4	7.3	7.2	6.9	6.6



- [ ] Ranking at each section and finish
- :-:- No data available at this section
- NA No data available

Horse/Jockey Name	JAMCRA/Tala Hutchinson
Finish Rank	4
Fastest Section Time (Section)	0:11.31 (L1400)
Top Speed [km/h] (Section)	64.5 (Overall)
Race State	Finished



Thomas Farms RC Murray Bridge SA - Professional

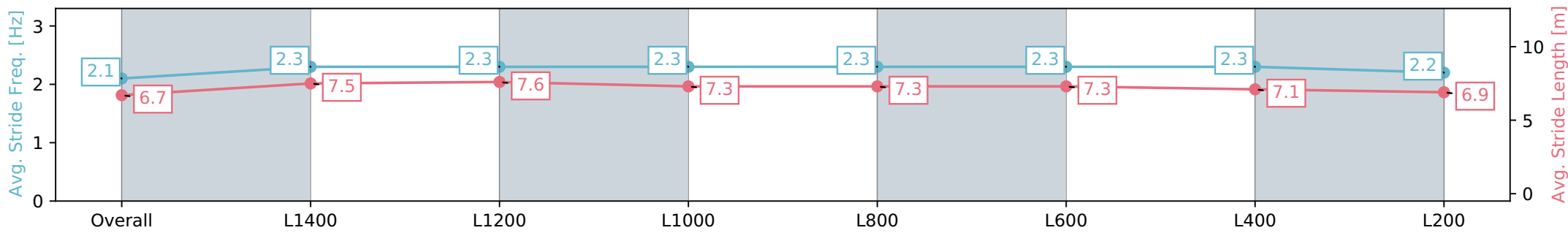
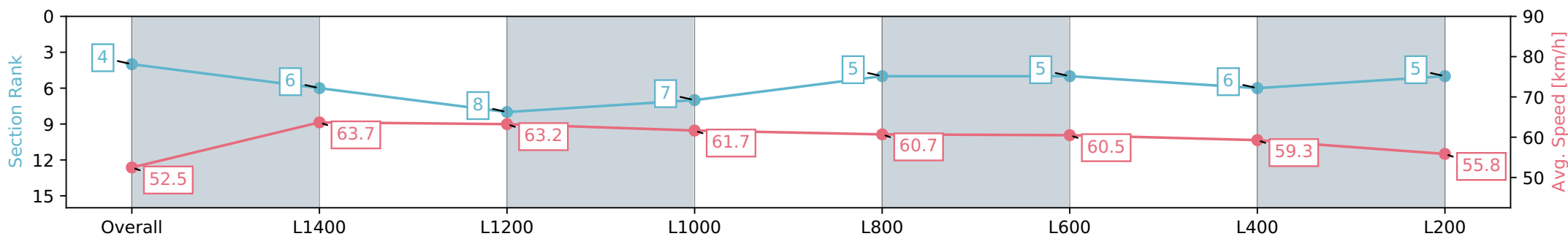
Race 5: Spry Civil Construction Raceday – 25th May  
Benchmark 56 Handicap - 1600m

01 May 2024 - 2:30PM

Track Rating: Good 4, Weather: Fine, Rail Position: +7m Entire, +4m 1200m Chute



Section	Overall	L1400	L1200	L1000	L800	L600	L400	L200
Section Times	1:38.45 [4] (0:13.73)	1:24.72 [6] (0:11.31)	1:13.41 [8] (0:11.42)	1:01.99 [7] (0:12.08)	0:49.91 [5] (0:12.44)	0:37.47 [5] (0:12.44)	0:25.03 [6] (0:12.14)	0:12.89 [5] (0:12.89)
Average Speed [km/h]	52.5	63.7	63.2	61.7	60.7	60.5	59.3	55.8
Top Speed [km/h]	63.7	64.5	64.4	62.9	61.0	60.7	60.6	57.8
Avg. Dist. to Rail [m]	6.7	6.0	5.8	6.4	9.5	10.0	11.4	12.4
Avg. Stride Freq. [Hz]	2.1	2.3	2.3	2.3	2.3	2.3	2.3	2.2
Avg. Stride Length [m]	6.7	7.5	7.6	7.3	7.3	7.3	7.1	6.9



[ ] Ranking at each section and finish  
 -:-:- No data available at this section  
 NA No data available



Horse/Jockey Name	FIRST TOSEN/Margaret Collett
Finish Rank	5
Fastest Section Time (Section)	0:11.39 (L1400)
Top Speed [km/h] (Section)	64.5 (Overall)
Race State	Finished



Thomas Farms RC Murray Bridge SA - Professional

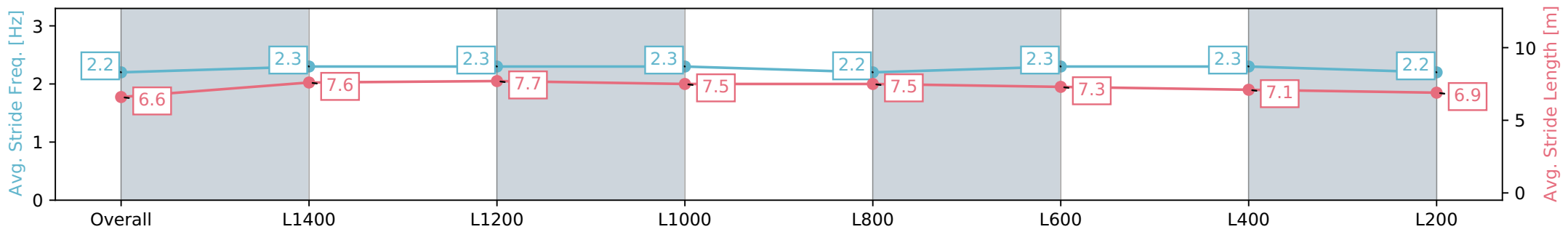
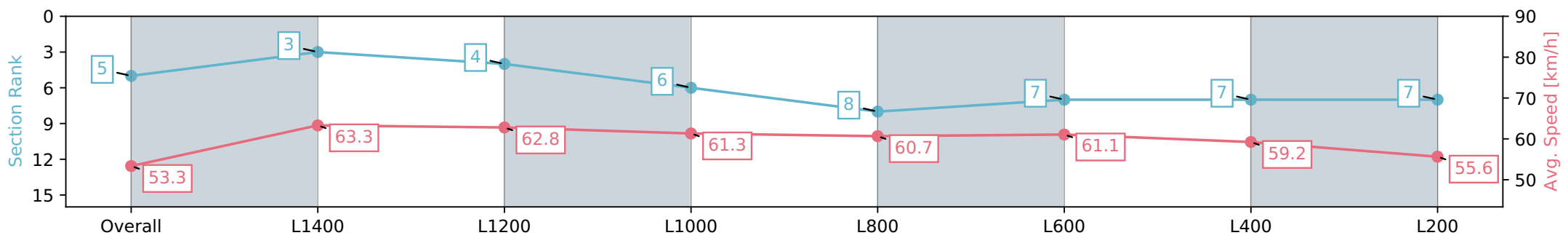
Race 5: Spry Civil Construction Raceday – 25th May  
Benchmark 56 Handicap - 1600m

01 May 2024 - 2:30PM

Track Rating: Good 4, Weather: Fine, Rail Position: +7m Entire, +4m 1200m Chute



Section	Overall	L1400	L1200	L1000	L800	L600	L400	L200
Section Times	1:38.63 [5] (0:13.50)	1:25.13 [3] (0:11.39)	1:13.74 [4] (0:11.54)	1:02.20 [6] (0:12.26)	0:49.94 [8] (0:12.49)	0:37.45 [7] (0:12.36)	0:25.09 [7] (0:12.17)	0:12.92 [7] (0:12.92)
Average Speed [km/h]	53.3	63.3	62.8	61.3	60.7	61.1	59.2	55.6
Top Speed [km/h]	62.7	64.5	63.3	63.2	61.6	62.7	61.4	57.3
Avg. Dist. to Rail [m]	9.4	8.5	7.6	8.9	10.0	10.8	14.6	15.5
Avg. Stride Freq. [Hz]	2.2	2.3	2.3	2.3	2.2	2.3	2.3	2.2
Avg. Stride Length [m]	6.6	7.6	7.7	7.5	7.5	7.3	7.1	6.9



- [ ] Ranking at each section and finish
- :-:- No data available at this section
- NA No data available

Horse/Jockey Name	FANTASTIC HOST/Jason Holder
Finish Rank	6
Fastest Section Time (Section)	0:11.36 (L1200)
Top Speed [km/h] (Section)	65.6 (L1400)
Race State	Finished



Thomas Farms RC Murray Bridge SA - Professional

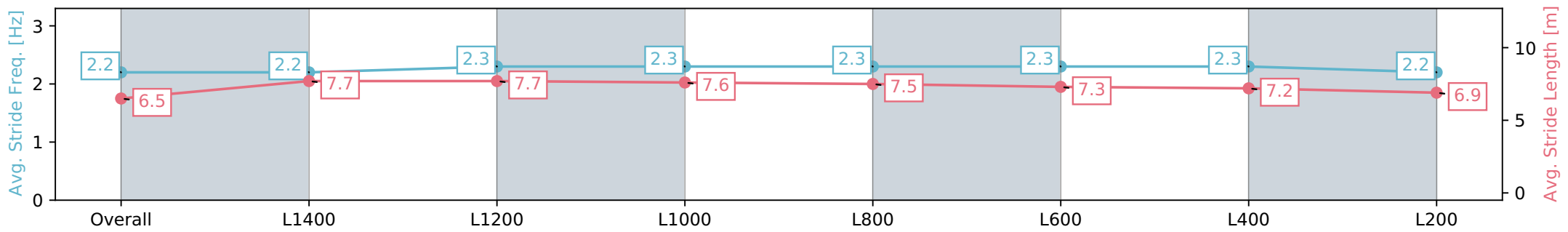
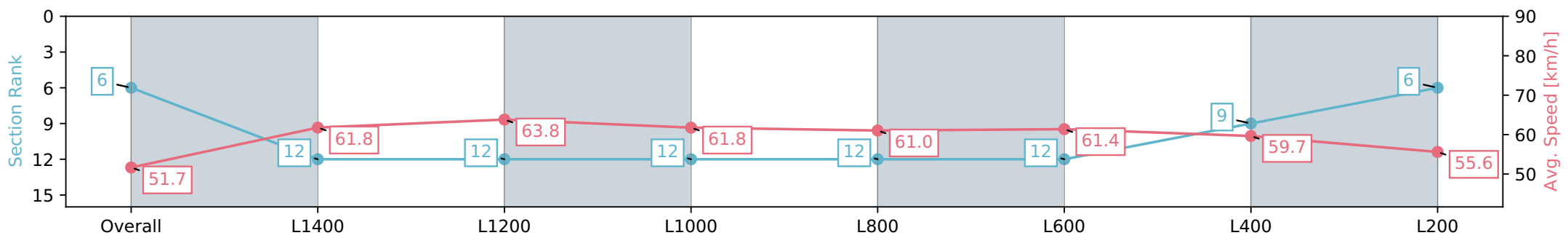
Race 5: Spry Civil Construction Raceday – 25th May  
Benchmark 56 Handicap - 1600m

01 May 2024 - 2:30PM

Track Rating: Good 4, Weather: Fine, Rail Position: +7m Entire, +4m 1200m Chute



Section	Overall	L1400	L1200	L1000	L800	L600	L400	L200
Section Times	1:38.66 [6] (0:13.97)	1:24.69 [12] (0:11.65)	1:13.04 [12] (0:11.36)	1:01.68 [12] (0:12.16)	0:49.52 [12] (0:12.30)	0:37.22 [12] (0:12.20)	0:25.02 [9] (0:12.05)	0:12.97 [6] (0:12.97)
Average Speed [km/h]	51.7	61.8	63.8	61.8	61.0	61.4	59.7	55.6
Top Speed [km/h]	62.0	65.0	65.6	62.5	62.3	62.3	62.2	56.7
Avg. Dist. to Rail [m]	13.7	10.2	6.9	8.3	8.5	8.9	9.5	11.1
Avg. Stride Freq. [Hz]	2.2	2.2	2.3	2.3	2.3	2.3	2.3	2.2
Avg. Stride Length [m]	6.5	7.7	7.7	7.6	7.5	7.3	7.2	6.9



- [ ] Ranking at each section and finish
- :-:- No data available at this section
- NA No data available

Horse/Jockey Name	TOBIWASHI/Alana Livesey
Finish Rank	7
Fastest Section Time (Section)	0:11.25 (L1400)
Top Speed [km/h] (Section)	65.7 (Overall)
Race State	Finished



Thomas Farms RC Murray Bridge SA - Professional

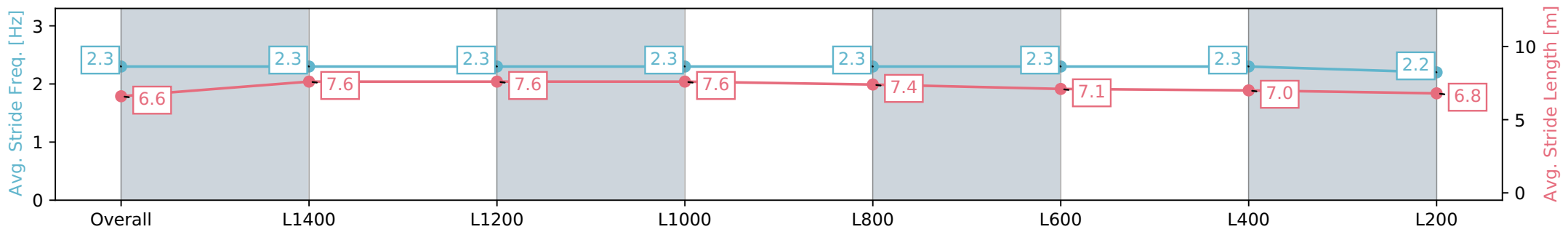
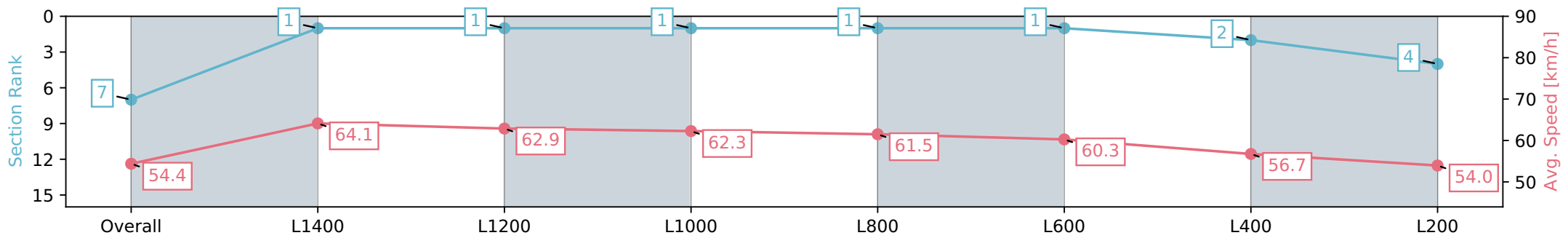
Race 5: Spry Civil Construction Raceday – 25th May  
Benchmark 56 Handicap - 1600m

01 May 2024 - 2:30PM

Track Rating: Good 4, Weather: Fine, Rail Position: +7m Entire, +4m 1200m Chute



Section	Overall	L1400	L1200	L1000	L800	L600	L400	L200
Section Times	1:38.72 [7] (0:13.23)	1:25.49 [1] (0:11.25)	1:14.24 [1] (0:11.51)	1:02.73 [1] (0:11.98)	0:50.75 [1] (0:12.24)	0:38.51 [1] (0:12.47)	0:26.04 [2] (0:12.68)	0:13.36 [4] (0:13.36)
Average Speed [km/h]	54.4	64.1	62.9	62.3	61.5	60.3	56.7	54.0
Top Speed [km/h]	64.4	65.7	63.5	63.1	62.3	61.7	59.2	55.4
Avg. Dist. to Rail [m]	14.0	6.7	6.0	6.9	9.3	9.6	9.7	9.2
Avg. Stride Freq. [Hz]	2.3	2.3	2.3	2.3	2.3	2.3	2.3	2.2
Avg. Stride Length [m]	6.6	7.6	7.6	7.6	7.4	7.1	7.0	6.8



- [ ] Ranking at each section and finish
- :-:- No data available at this section
- NA No data available

Horse/Jockey Name	KING OF AVALON/Stacey Metcalfe
Finish Rank	8
Fastest Section Time (Section)	0:11.40 (L1400)
Top Speed [km/h] (Section)	64.0 (L1400)
Race State	Finished



Thomas Farms RC Murray Bridge SA - Professional

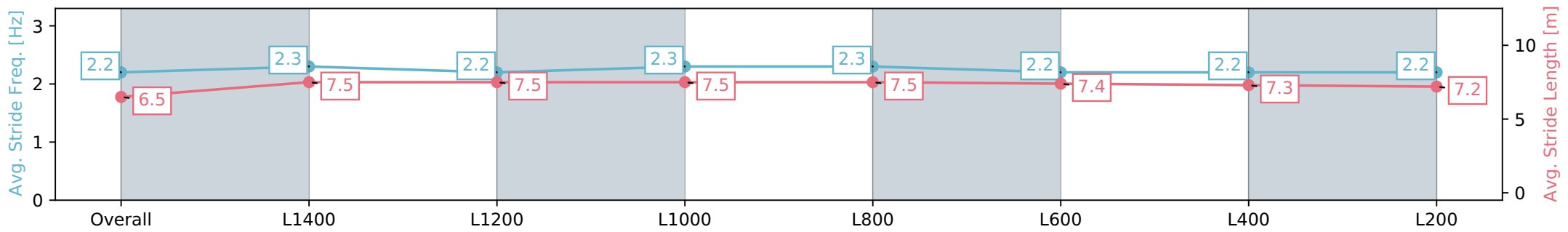
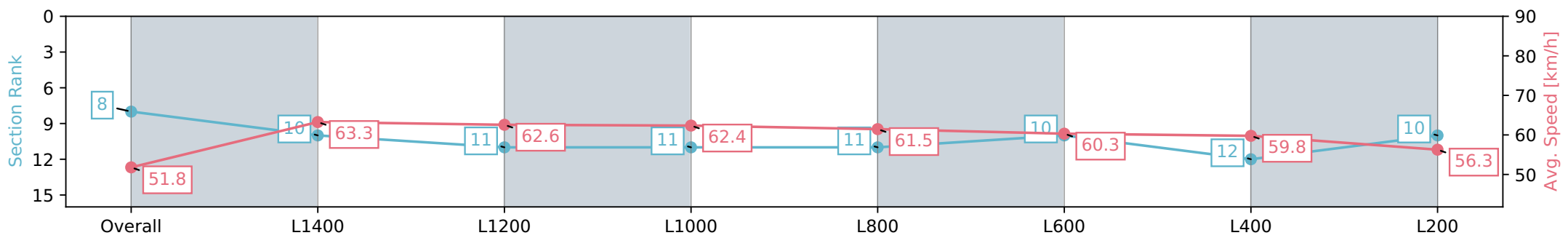
Race 5: Spry Civil Construction Raceday – 25th May  
Benchmark 56 Handicap - 1600m

01 May 2024 - 2:30PM

Track Rating: Good 4, Weather: Fine, Rail Position: +7m Entire, +4m 1200m Chute



Section	Overall	L1400	L1200	L1000	L800	L600	L400	L200
Section Times	1:38.76 [8] (0:13.89)	1:24.87 [10] (0:11.40)	1:13.47 [11] (0:11.59)	1:01.88 [11] (0:12.16)	0:49.72 [11] (0:12.33)	0:37.39 [10] (0:12.51)	0:24.88 [12] (0:12.07)	0:12.81 [10] (0:12.81)
Average Speed [km/h]	51.8	63.3	62.6	62.4	61.5	60.3	59.8	56.3
Top Speed [km/h]	63.7	64.0	64.0	63.6	62.4	60.9	60.9	58.8
Avg. Dist. to Rail [m]	12.9	10.6	10.0	10.1	10.4	11.3	17.1	17.4
Avg. Stride Freq. [Hz]	2.2	2.3	2.2	2.3	2.3	2.2	2.2	2.2
Avg. Stride Length [m]	6.5	7.5	7.5	7.5	7.5	7.4	7.3	7.2



- [ ] Ranking at each section and finish
- :-:- No data available at this section
- NA No data available

Horse/Jockey Name	FIZIQUE/Sophie Logan
Finish Rank	9
Fastest Section Time (Section)	0:11.24 (L1400)
Top Speed [km/h] (Section)	66.1 (Overall)
Race State	Finished



Thomas Farms RC Murray Bridge SA - Professional

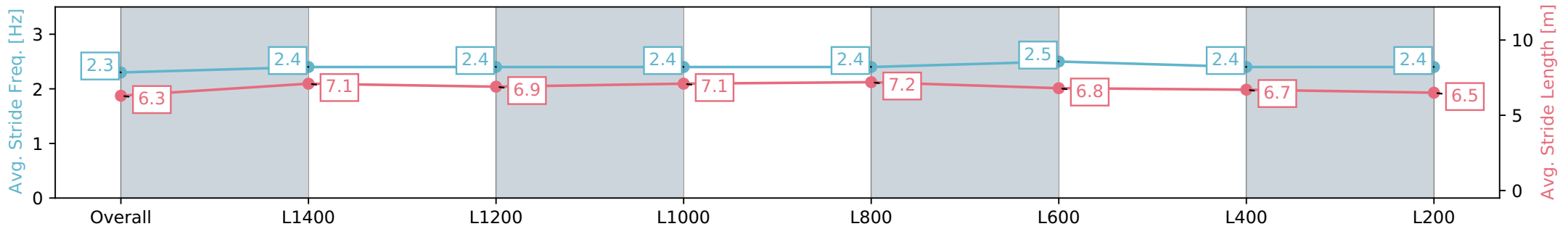
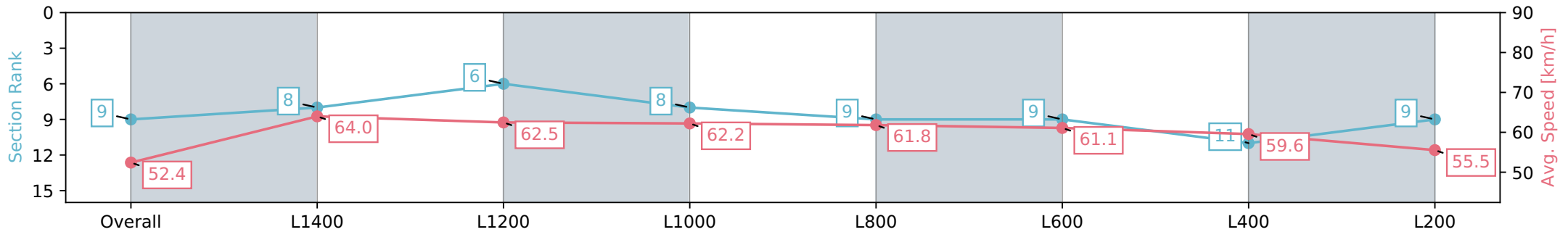
Race 5: Spry Civil Construction Raceday – 25th May  
Benchmark 56 Handicap - 1600m

01 May 2024 - 2:30PM

Track Rating: Good 4, Weather: Fine, Rail Position: +7m Entire, +4m  
1200m Chute



Section	Overall	L1400	L1200	L1000	L800	L600	L400	L200
Section Times	1:38.79 [9] (0:13.74)	1:25.05 [8] (0:11.24)	1:13.81 [6] (0:11.62)	1:02.19 [8] (0:12.28)	0:49.91 [9] (0:12.40)	0:37.51 [9] (0:12.45)	0:25.06 [11] (0:12.09)	0:12.97 [9] (0:12.97)
Average Speed [km/h]	52.4	64.0	62.5	62.2	61.8	61.1	59.6	55.5
Top Speed [km/h]	63.8	66.1	63.8	62.8	62.6	62.3	61.4	58.3
Avg. Dist. to Rail [m]	9.3	9.0	9.4	11.6	12.5	12.8	14.6	15.5
Avg. Stride Freq. [Hz]	2.3	2.4	2.4	2.4	2.4	2.5	2.4	2.4
Avg. Stride Length [m]	6.3	7.1	6.9	7.1	7.2	6.8	6.7	6.5



- [ ] Ranking at each section and finish
- :-:- No data available at this section
- NA No data available

Horse/Jockey Name	GETOUTTHEWAY/Jessica Eaton
Finish Rank	10
Fastest Section Time (Section)	0:11.31 (L1200)
Top Speed [km/h] (Section)	65.4 (L1400)
Race State	Finished



Thomas Farms RC Murray Bridge SA - Professional

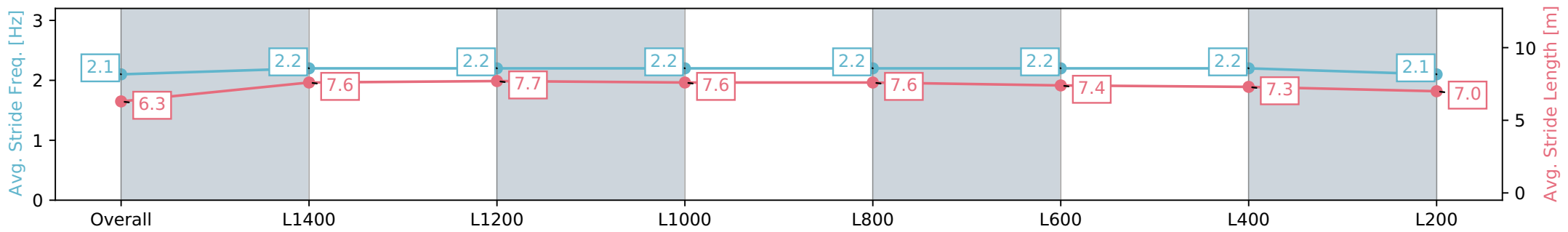
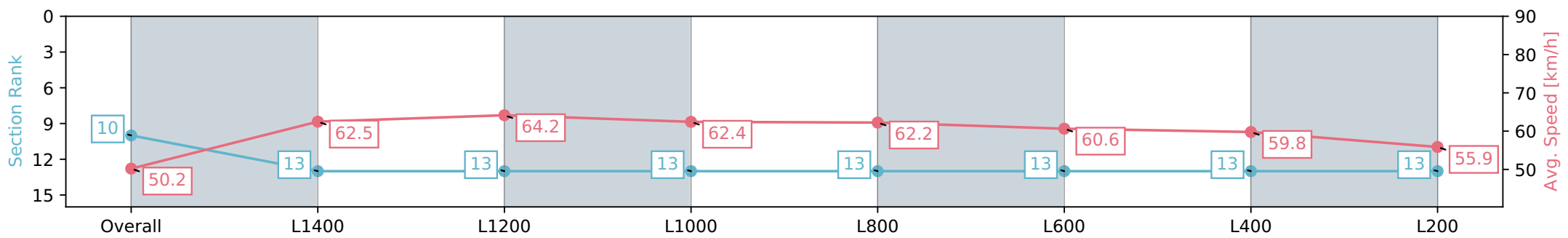
Race 5: Spry Civil Construction Raceday – 25th May  
Benchmark 56 Handicap - 1600m

01 May 2024 - 2:30PM

Track Rating: Good 4, Weather: Fine, Rail Position: +7m Entire, +4m 1200m Chute



Section	Overall	L1400	L1200	L1000	L800	L600	L400	L200
Section Times	1:39.09 [10] (0:14.35)	1:24.74 [13] (0:11.54)	1:13.20 [13] (0:11.31)	1:01.89 [13] (0:12.16)	0:49.73 [13] (0:12.24)	0:37.49 [13] (0:12.54)	0:24.95 [13] (0:12.06)	0:12.89 [13] (0:12.89)
Average Speed [km/h]	50.2	62.5	64.2	62.4	62.2	60.6	59.8	55.9
Top Speed [km/h]	63.5	64.0	65.4	63.3	63.0	61.5	60.1	59.1
Avg. Dist. to Rail [m]	12.5	10.3	9.7	10.6	11.8	12.5	18.7	19.2
Avg. Stride Freq. [Hz]	2.1	2.2	2.2	2.2	2.2	2.2	2.2	2.1
Avg. Stride Length [m]	6.3	7.6	7.7	7.6	7.6	7.4	7.3	7.0



- [ ] Ranking at each section and finish
- :-:- No data available at this section
- NA No data available

Horse/Jockey Name	AMERICAN TROUBLE/Zoe Lloyd
Finish Rank	11
Fastest Section Time (Section)	0:11.36 (L1400)
Top Speed [km/h] (Section)	65.0 (Overall)
Race State	Finished



Thomas Farms RC Murray Bridge SA - Professional

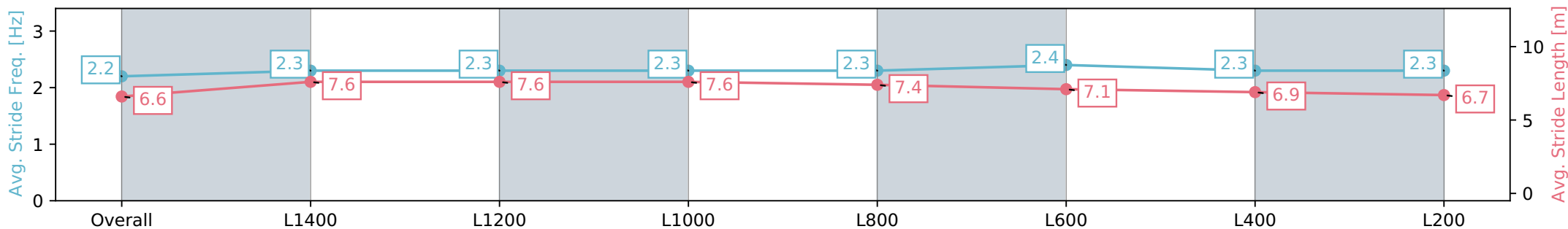
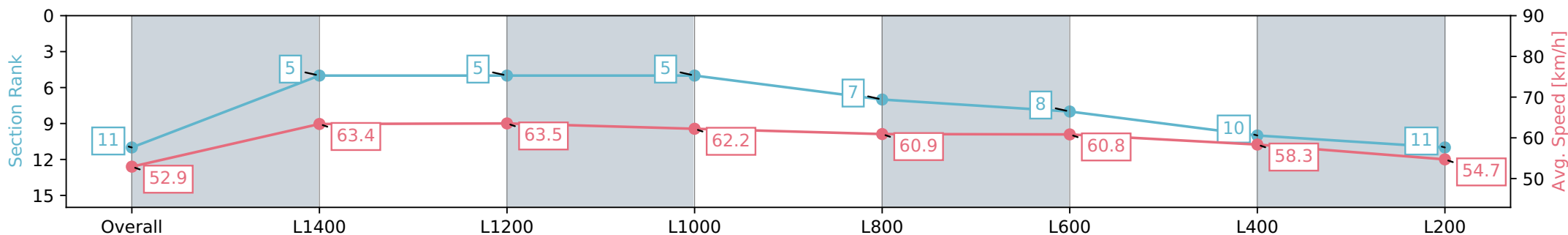
Race 5: Spry Civil Construction Raceday – 25th May  
Benchmark 56 Handicap - 1600m

01 May 2024 - 2:30PM

Track Rating: Good 4, Weather: Fine, Rail Position: +7m Entire, +4m 1200m Chute



Section	Overall	L1400	L1200	L1000	L800	L600	L400	L200
Section Times	1:39.20 [11] (0:13.61)	1:25.59 [5] (0:11.36)	1:14.23 [5] (0:11.44)	1:02.79 [5] (0:12.24)	0:50.55 [7] (0:12.56)	0:37.98 [8] (0:12.48)	0:25.50 [10] (0:12.34)	0:13.16 [11] (0:13.16)
Average Speed [km/h]	52.9	63.4	63.5	62.2	60.9	60.8	58.3	54.7
Top Speed [km/h]	63.0	65.0	64.8	62.6	62.0	61.5	60.6	56.7
Avg. Dist. to Rail [m]	12.8	10.7	9.8	11.3	12.5	12.2	14.6	14.8
Avg. Stride Freq. [Hz]	2.2	2.3	2.3	2.3	2.3	2.4	2.3	2.3
Avg. Stride Length [m]	6.6	7.6	7.6	7.6	7.4	7.1	6.9	6.7



- [ ] Ranking at each section and finish
- :-:- No data available at this section
- NA No data available

Horse/Jockey Name	BARDOUTES/Callan Murray
Finish Rank	12
Fastest Section Time (Section)	0:11.27 (L1400)
Top Speed [km/h] (Section)	65.8 (L1400)
Race State	Finished



Thomas Farms RC Murray Bridge SA - Professional

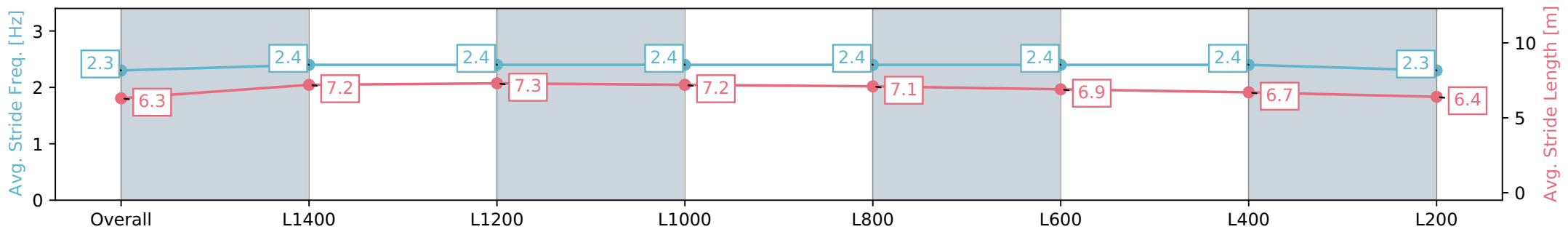
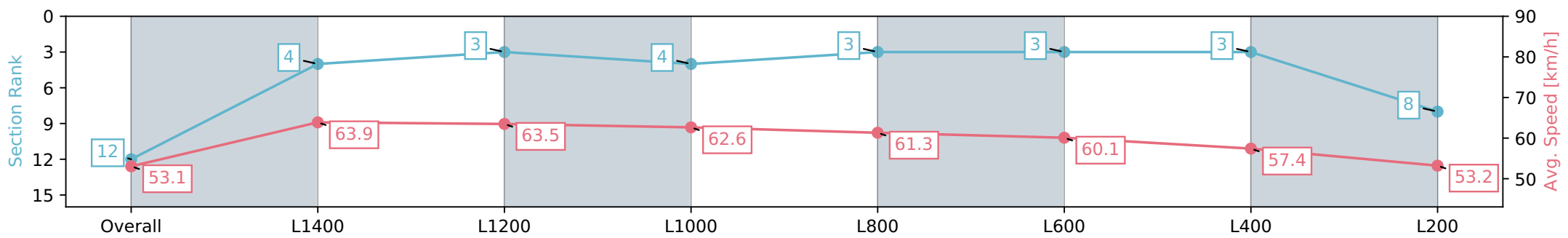
Race 5: Spry Civil Construction Raceday – 25th May  
Benchmark 56 Handicap - 1600m

01 May 2024 - 2:30PM

Track Rating: Good 4, Weather: Fine, Rail Position: +7m Entire, +4m 1200m Chute



Section	Overall	L1400	L1200	L1000	L800	L600	L400	L200
Section Times	1:39.34 [12] (0:13.56)	1:25.78 [4] (0:11.27)	1:14.51 [3] (0:11.42)	1:03.09 [4] (0:12.11)	0:50.98 [3] (0:12.38)	0:38.60 [3] (0:12.52)	0:26.08 [3] (0:12.53)	0:13.55 [8] (0:13.55)
Average Speed [km/h]	53.1	63.9	63.5	62.6	61.3	60.1	57.4	53.2
Top Speed [km/h]	64.2	65.7	65.8	63.2	62.2	61.4	59.6	55.2
Avg. Dist. to Rail [m]	11.2	9.9	9.4	10.2	10.9	9.4	10.0	12.0
Avg. Stride Freq. [Hz]	2.3	2.4	2.4	2.4	2.4	2.4	2.4	2.3
Avg. Stride Length [m]	6.3	7.2	7.3	7.2	7.1	6.9	6.7	6.4



- [ ] Ranking at each section and finish
- :-:- No data available at this section
- NA No data available



Horse/Jockey Name	GOLDEN AGE/Jake Toeroek
Finish Rank	13
Fastest Section Time (Section)	0:11.24 (L1200)
Top Speed [km/h] (Section)	66.2 (L1400)
Race State	Finished



Thomas Farms RC Murray Bridge SA - Professional

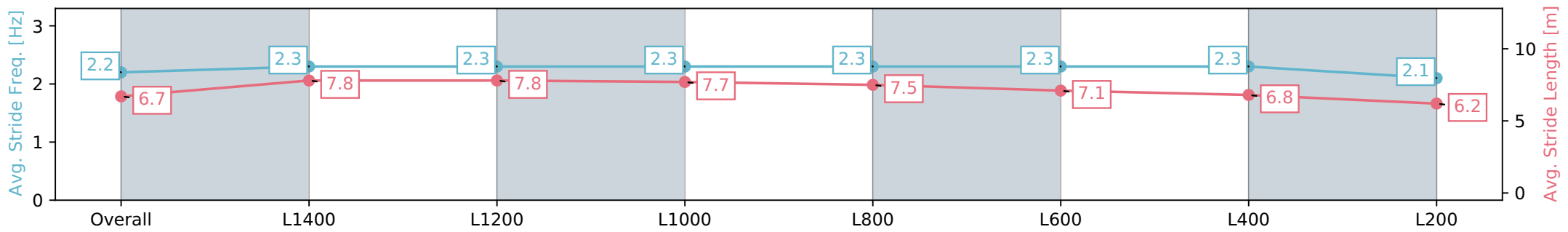
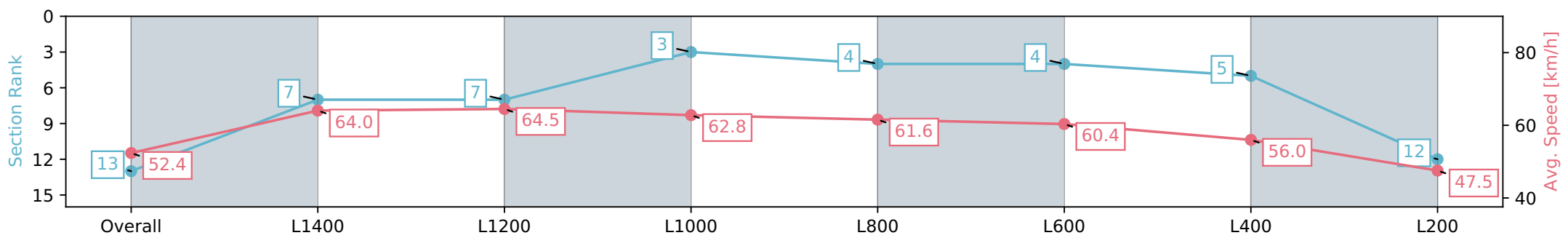
Race 5: Spry Civil Construction Raceday – 25th May  
Benchmark 56 Handicap - 1600m

01 May 2024 - 2:30PM

Track Rating: Good 4, Weather: Fine, Rail Position: +7m Entire, +4m  
1200m Chute



Section	Overall	L1400	L1200	L1000	L800	L600	L400	L200
Section Times	1:41.31 [13] (0:13.74)	1:27.57 [7] (0:11.26)	1:16.31 [7] (0:11.24)	1:05.07 [3] (0:12.14)	0:52.93 [4] (0:12.37)	0:40.56 [4] (0:12.54)	0:28.02 [5] (0:12.86)	0:15.16 [12] (0:15.16)
Average Speed [km/h]	52.4	64.0	64.5	62.8	61.6	60.4	56.0	47.5
Top Speed [km/h]	63.3	65.6	66.2	63.3	62.2	61.9	59.7	54.0
Avg. Dist. to Rail [m]	15.1	11.7	11.9	11.1	11.7	10.8	13.0	14.7
Avg. Stride Freq. [Hz]	2.2	2.3	2.3	2.3	2.3	2.3	2.3	2.1
Avg. Stride Length [m]	6.7	7.8	7.8	7.7	7.5	7.1	6.8	6.2



- [ ] Ranking at each section and finish
- :-:- No data available at this section
- NA No data available