



RACINGSA

# Thomas Farms RC Murray Bridge SA Race 3: Carlton Draught Maiden Plate - 1600m

01 May 2024 - 1:15PM



Track Rating: Good 4, Weather: Fine, Rail Position: +7m Entire, +4m 1200m Chute

Section								Overall	L1400	L1200	L1000	L800	L600		
Field Times								1:38.31 (0:13.28)	1:25.03 (0:11.00)	1:14.03 (0:11.54)	1:02.49 (0:12.37)	0:50.12 (0:12.62)	0:37.50 (0:12.70)		
Position	#	Horse/Jockey	Barrier	Top Speed [km/h]	Fastest Section	First 400m								Distance Travelled From Winner [m]	
1	3	<b>DOUBLE YOU OWE</b> Jason Holder	6	67.4 1600-1400	0:11.26 1400-1200	0:25.08	1:38.31 (0:13.82)	1:24.49 [13] (0:11.26)	1:13.23 [10] (0:11.57)	1:01.65 [10] (0:12.45)	0:49.20 [12] (0:12.56)	0:36.63 [12] (0:12.63)			
2	10	<b>TRUMPTY DUMPTY</b> Jake Toeroek	13	65.1 1400-1200	0:11.35 1400-1200	0:25.12	1:38.32 (0:13.77)	1:24.55 [11] (0:11.35)	1:13.20 [12] (0:11.57)	1:01.62 [11] (0:12.27)	0:49.35 [10] (0:12.54)	0:36.81 [10] (0:12.48)	-4		
3	7	<b>I TELL YA WHAT</b> Todd Pannell	11	65.3 1600-1400	0:11.11 1400-1200	0:24.54	1:38.38 (0:13.43)	1:24.95 [4] (0:11.11)	1:13.84 [3] (0:11.57)	1:02.26 [4] (0:12.45)	0:49.81 [5] (0:12.54)	0:37.27 [4] (0:12.62)	+0		
4	15	<b>ZION'S GATE</b> Caitlin Jones	2	64.8 1600-1400	0:11.24 1400-1200	0:24.59	1:38.45 (0:13.35)	1:25.10 [3] (0:11.24)	1:13.86 [5] (0:11.61)	1:02.25 [5] (0:12.46)	0:49.79 [6] (0:12.66)	0:37.13 [7] (0:12.57)	-4		
5	1	<b>AFRICARN LAD</b> Alice Lindsay	5	65.6 1600-1400	0:11.06 1400-1200	0:24.56	1:38.61 (0:13.50)	1:25.11 [6] (0:11.06)	1:14.05 [4] (0:11.48)	1:02.57 [3] (0:12.42)	0:50.15 [3] (0:12.64)	0:37.51 [3] (0:12.71)	-3		
6	6	<b>HONDURAS</b> Ivy Lam	16	63.8 1000-800	0:11.54 1400-1200	0:25.32	1:38.68 (0:13.78)	1:24.90 [12] (0:11.54)	1:13.36 [13] (0:11.87)	1:01.49 [14] (0:12.24)	0:49.25 [14] (0:12.39)	0:36.86 [13] (0:12.38)	-1		
7	13	<b>SOFTLY BLACK</b> Jessica Eaton	4	64.9 1600-1400	0:11.34 1400-1200	0:24.85	1:38.99 (0:13.51)	1:25.48 [8] (0:11.34)	1:14.14 [8] (0:11.53)	1:02.61 [8] (0:12.35)	0:50.26 [7] (0:12.52)	0:37.74 [5] (0:12.78)	-7		
8	4	<b>WE'VE GOTTA DEEL</b> Dylan Caboche	14	65.5 1600-1400	0:11.28 1400-1200	0:24.76	1:39.21 (0:13.47)	1:25.74 [5] (0:11.28)	1:14.45 [7] (0:11.59)	1:02.86 [7] (0:12.41)	0:50.45 [8] (0:12.57)	0:37.87 [8] (0:12.56)	+1		
9	2	<b>DARK LAGER</b> Jacob Opperman	10	65.5 1600-1400	0:11.36 1400-1200	0:24.86	1:39.33 (0:13.50)	1:25.83 [7] (0:11.36)	1:14.47 [9] (0:11.60)	1:02.87 [9] (0:12.42)	0:50.45 [9] (0:12.56)	0:37.89 [9] (0:12.69)	-3		
10	9	<b>MY CRACKLING</b> Teagan Voorham	9	64.8 1600-1400	0:11.26 1400-1200	0:25.43	1:39.34 (0:14.17)	1:25.17 [14] (0:11.26)	1:13.91 [14] (0:11.65)	1:02.26 [13] (0:12.32)	0:49.94 [13] (0:12.47)	0:37.47 [14] (0:12.40)	-4		

Scratched: Two Percent Ice (#11), Glacies Heart (#16), Bold Discent (#17), Hasta La Peace (#18)

Report Created: Wed 01 May 2024 14:06:13 GMT+10 (Note: Timing is based on positional data)

- [ ] Position in running at each section and finish
- # Saddle cloth number
- :-:- No data available at this section
- DNF Did not finish
- NA No data available
- DNT Did not track
- █ Background shading for fastest section



RACINGSA

# Thomas Farms RC Murray Bridge SA Race 3: Carlton Draught Maiden Plate - 1600m

01 May 2024 - 1:15PM



Murray Bridge  
Racing Club

Track Rating: Good 4, Weather: Fine, Rail Position: +7m Entire, +4m 1200m Chute

Section								Overall	L1400	L1200	L1000	L800	L600		
Field Times								1:38.31 (0:13.28)	1:25.03 (0:11.00)	1:14.03 (0:11.54)	1:02.49 (0:12.37)	0:50.12 (0:12.62)	0:37.50 (0:12.70)		
Position	#	Horse/Jockey	Barrier	Top Speed [km/h]	Fastest Section	First 400m								Distance Travelled From Winner [m]	
11	5	<b>WHISKY SOUR</b> Alana Livesey	1	66.2 1600-1400	0:11.00 1400-1200	0:24.27	1:39.38 (0:13.27)	1:26.11 [1] (0:11.00)	1:15.11 [1] (0:11.54)	1:03.57 [1] (0:12.37)	0:51.20 [1] (0:12.63)	0:38.57 [1] (0:12.70)	-6		
12	8	<b>MCLEOD</b> Dom Tourneur	8	65.9 1600-1400	0:11.07 1400-1200	0:24.36	1:39.82 (0:13.28)	1:26.53 [2] (0:11.07)	1:15.46 [2] (0:11.56)	1:03.89 [2] (0:12.46)	0:51.43 [2] (0:12.56)	0:38.87 [2] (0:12.84)	-4		
13	12	<b>ICONIC JEWEL</b> Ben Price	12	63.6 1600-1400	0:11.48 1400-1200	0:25.09	1:39.91 (0:13.61)	1:26.30 [10] (0:11.48)	1:14.82 [11] (0:11.66)	1:03.16 [12] (0:12.34)	0:50.82 [11] (0:12.51)	0:38.31 [11] (0:12.70)	+4		
14	14	<b>ZEBELIANA</b> Anna Jordsjo	18	66.2 1600-1400	0:11.14 1400-1200	0:24.72	1:43.01 (0:13.57)	1:29.43 [9] (0:11.14)	1:18.29 [6] (0:11.51)	1:06.78 [6] (0:12.33)	0:54.45 [4] (0:12.72)	0:41.73 [6] (0:13.49)	+3		

Scratched: Two Percent Ice (#11), Glacies Heart (#16), Bold Discent (#17), Hasta La Peace (#18)

- [ ] Position in running at each section and finish # Saddle cloth number
- :-:- No data available at this section DNF Did not finish
- NA No data available DNT Did not track
- █ Background shading for fastest section



RACINGSA

# Thomas Farms RC Murray Bridge SA Race 3: Carlton Draught Maiden Plate - 1600m

01 May 2024 - 1:15PM



Track Rating: Good 4, Weather: Fine, Rail Position: +7m Entire, +4m 1200m Chute

Section				L400	L200							
Field Times				0:24.80 (0:12.38)	0:12.42 (0:12.42)							
Position	#	Horse/Jockey	Barrier	Top Speed [km/h]	Fastest Section	First 400m			Margin			Distance Travelled From Winner [m]
1	3	<b>DOUBLE YOU OWE</b> Jason Holder	6	67.4 1600-1400	0:11.26 1400-1200	0:25.08	0:24.00 [13] (0:11.83)	0:12.17 [6] (0:12.17)	1:38.31			
2	10	<b>TRUMPTY DUMPTY</b> Jake Toeroek	13	65.1 1400-1200	0:11.35 1400-1200	0:25.12	0:24.33 [7] (0:11.94)	0:12.39 [3] (0:12.39)	0.01L			-4
3	7	<b>I TELL YA WHAT</b> Todd Pannell	11	65.3 1600-1400	0:11.11 1400-1200	0:24.54	0:24.65 [2] (0:12.15)	0:12.50 [1] (0:12.50)	0.06L			+0
4	15	<b>ZION'S GATE</b> Caitlin Jones	2	64.8 1600-1400	0:11.24 1400-1200	0:24.59	0:24.55 [5] (0:12.02)	0:12.53 [2] (0:12.53)	0.07L			-4
5	1	<b>AFRICARN LAD</b> Alice Lindsay	5	65.6 1600-1400	0:11.06 1400-1200	0:24.56	0:24.80 [4] (0:12.16)	0:12.64 [4] (0:12.64)	0.16L			-3
6	6	<b>HONDURAS</b> Ivy Lam	16	63.8 1000-800	0:11.54 1400-1200	0:25.32	0:24.48 [10] (0:11.99)	0:12.49 [7] (0:12.49)	0.07L			-1
7	13	<b>SOFTLY BLACK</b> Jessica Eaton	4	64.9 1600-1400	0:11.34 1400-1200	0:24.85	0:24.96 [8] (0:12.22)	0:12.74 [8] (0:12.74)	0.31L			-7
8	4	<b>WE'VE GOTTA DEEL</b> Dylan Caboche	14	65.5 1600-1400	0:11.28 1400-1200	0:24.76	0:25.31 [5] (0:12.37)	0:12.94 [9] (0:12.94)	0.22L			+1
9	2	<b>DARK LAGER</b> Jacob Opperman	10	65.5 1600-1400	0:11.36 1400-1200	0:24.86	0:25.20 [9] (0:12.36)	0:12.84 [12] (0:12.84)	0.12L			-3
10	9	<b>MY CRACKLING</b> Teagan Voorham	9	64.8 1600-1400	0:11.26 1400-1200	0:25.43	0:25.07 [11] (0:12.12)	0:12.95 [10] (0:12.95)	0.01L			-4

Scratched: Two Percent Ice (#11), Glaciers Heart (#16), Bold Discent (#17), Hasta La Peace (#18)

- [ ] Position in running at each section and finish # Saddle cloth number
- :-:- No data available at this section DNF Did not finish
- NA No data available DNT Did not track
- █ Background shading for fastest section



RACING SA

# Thomas Farms RC Murray Bridge SA Race 3: Carlton Draught Maiden Plate - 1600m

01 May 2024 - 1:15PM



Track Rating: Good 4, Weather: Fine, Rail Position: +7m Entire, +4m 1200m Chute

Section				L400	L200								
Field Times				0:24.80 (0:12.38)	0:12.42 (0:12.42)								
Position	#	Horse/Jockey	Barrier	Top Speed [km/h]	Fastest Section	First 400m			Margin				Distance Travelled From Winner [m]
11	5	<b>WHISKY SOUR</b>	1	66.2	0:11.00	0:24.27	0:25.87 [1]	0:13.28 [5]	0.04L				-6
		Alana Livesey		1600-1400	1400-1200		(0:12.59)	(0:13.28)					
12	8	<b>MCLEOD</b>	8	65.9	0:11.07	0:24.36	0:26.03 [3]	0:13.39 [11]	0.44L				-4
		Dom Tourneur		1600-1400	1400-1200		(0:12.64)	(0:13.39)					
13	12	<b>ICONIC JEWEL</b>	12	63.6	0:11.48	0:25.09	0:25.61 [12]	0:13.02 [13]	0.09L				+4
		Ben Price		1600-1400	1400-1200		(0:12.59)	(0:13.02)					
14	14	<b>ZEBELIANA</b>	18	66.2	0:11.14	0:24.72	0:28.24 [14]	0:14.72 [14]	3.1L				+3
		Anna Jordsjo		1600-1400	1400-1200		(0:13.52)	(0:14.72)					

Scratched: Two Percent Ice (#11), Glacies Heart (#16), Bold Discent (#17), Hasta La Peace (#18)

- [ ] Position in running at each section and finish # Saddle cloth number
- :-:- No data available at this section DNF Did not finish
- NA No data available DNT Did not track
- █ Background shading for fastest section

Horse/Jockey Name	DOUBLE YOU OWE/Jason Holder
Finish Rank	1
Fastest Section Time (Section)	0:11.26 (L1400)
Top Speed [km/h] (Section)	67.4 (Overall)
Race State	Finished



Thomas Farms RC Murray Bridge SA - Professional

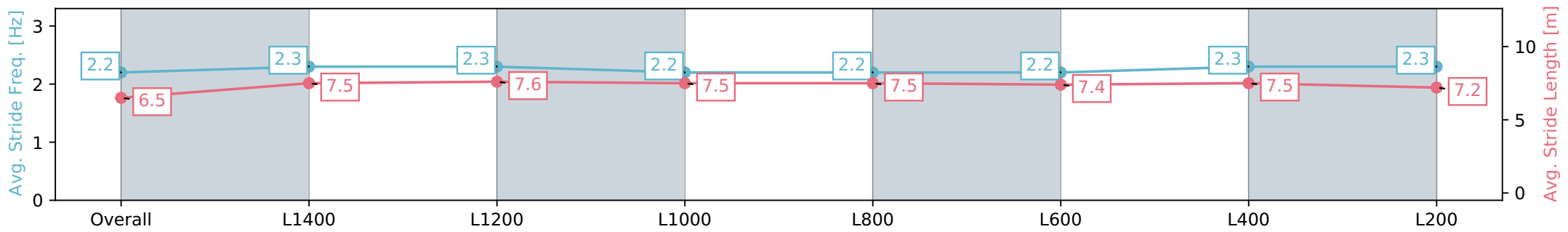
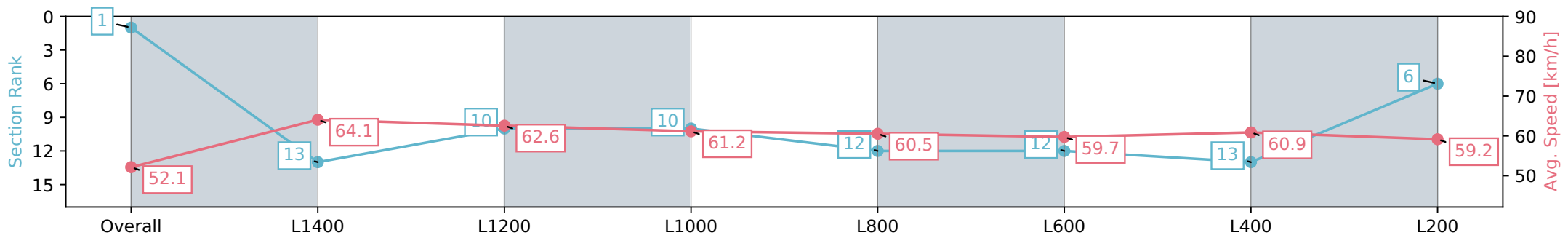
Race 3: Carlton Draught Maiden Plate - 1600m

01 May 2024 - 1:15PM

Track Rating: Good 4, Weather: Fine, Rail Position: +7m Entire, +4m 1200m Chute



Section	Overall	L1400	L1200	L1000	L800	L600	L400	L200
Section Times	1:38.31 [1] (0:13.82)	1:24.49 [13] (0:11.26)	1:13.23 [10] (0:11.57)	1:01.65 [10] (0:12.45)	0:49.20 [12] (0:12.56)	0:36.63 [12] (0:12.63)	0:24.00 [13] (0:11.83)	0:12.17 [6] (0:12.17)
Average Speed [km/h]	52.1	64.1	62.6	61.2	60.5	59.7	60.9	59.2
Top Speed [km/h]	62.4	67.4	63.7	61.8	61.4	60.6	61.2	60.9
Avg. Dist. to Rail [m]	10.0	6.8	7.5	11.0	11.5	10.3	13.1	12.5
Avg. Stride Freq. [Hz]	2.2	2.3	2.3	2.2	2.2	2.2	2.3	2.3
Avg. Stride Length [m]	6.5	7.5	7.6	7.5	7.5	7.4	7.5	7.2



- [ ] Ranking at each section and finish
- :-:- No data available at this section
- NA No data available

Horse/Jockey Name	TRUMPTY DUMPTY/Jake Toeroek
Finish Rank	2
Fastest Section Time (Section)	0:11.35 (L1400)
Top Speed [km/h] (Section)	65.1 (L1400)
Race State	Finished



Thomas Farms RC Murray Bridge SA - Professional

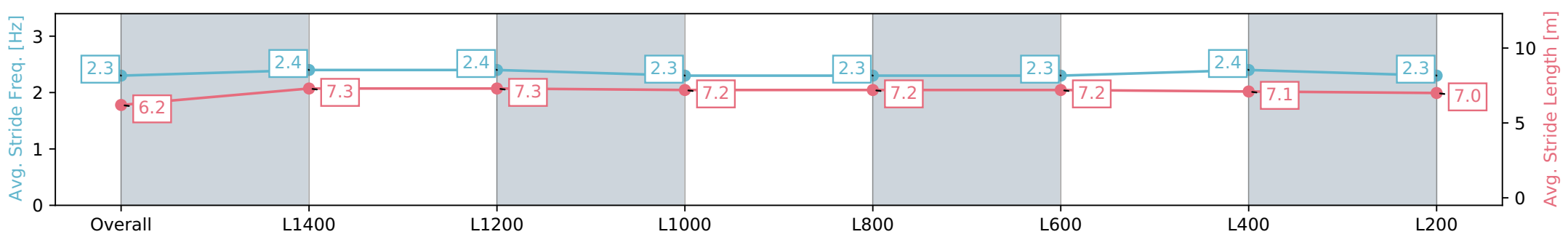
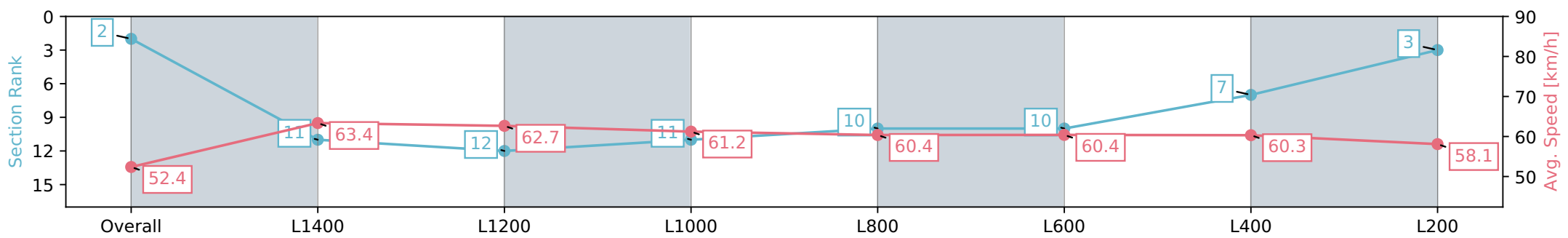
Race 3: Carlton Draught Maiden Plate - 1600m

01 May 2024 - 1:15PM

Track Rating: Good 4, Weather: Fine, Rail Position: +7m Entire, +4m 1200m Chute



Section	Overall	L1400	L1200	L1000	L800	L600	L400	L200
Section Times	1:38.32 [2] (0:13.77)	1:24.55 [11] (0:11.35)	1:13.20 [12] (0:11.57)	1:01.62 [11] (0:12.27)	0:49.35 [10] (0:12.54)	0:36.81 [10] (0:12.48)	0:24.33 [7] (0:11.94)	0:12.39 [3] (0:12.39)
Average Speed [km/h]	52.4	63.4	62.7	61.2	60.4	60.4	60.3	58.1
Top Speed [km/h]	63.6	65.0	65.1	62.7	62.0	62.5	61.1	60.2
Avg. Dist. to Rail [m]	14.0	7.8	7.4	8.5	10.2	10.6	14.4	14.8
Avg. Stride Freq. [Hz]	2.3	2.4	2.4	2.3	2.3	2.3	2.4	2.3
Avg. Stride Length [m]	6.2	7.3	7.3	7.2	7.2	7.2	7.1	7.0



[ ] Ranking at each section and finish  
 -:-:- No data available at this section  
 NA No data available

Horse/Jockey Name	I TELL YA WHAT/Todd Pannell
Finish Rank	3
Fastest Section Time (Section)	0:11.11 (L1400)
Top Speed [km/h] (Section)	65.3 (Overall)
Race State	Finished



Thomas Farms RC Murray Bridge SA - Professional

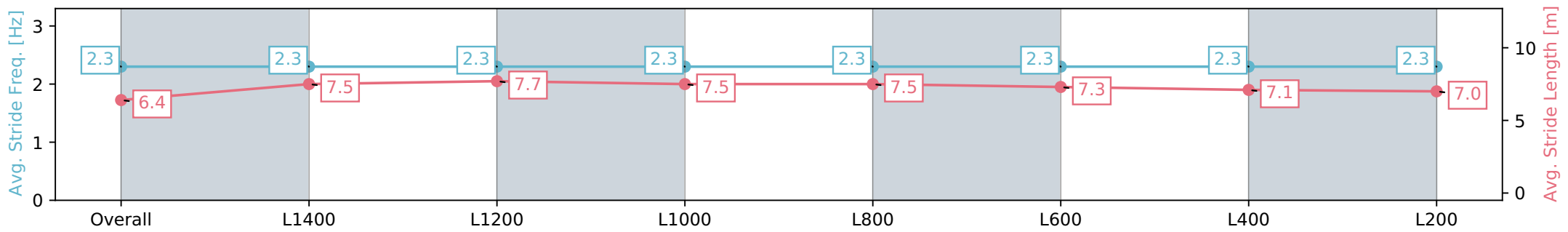
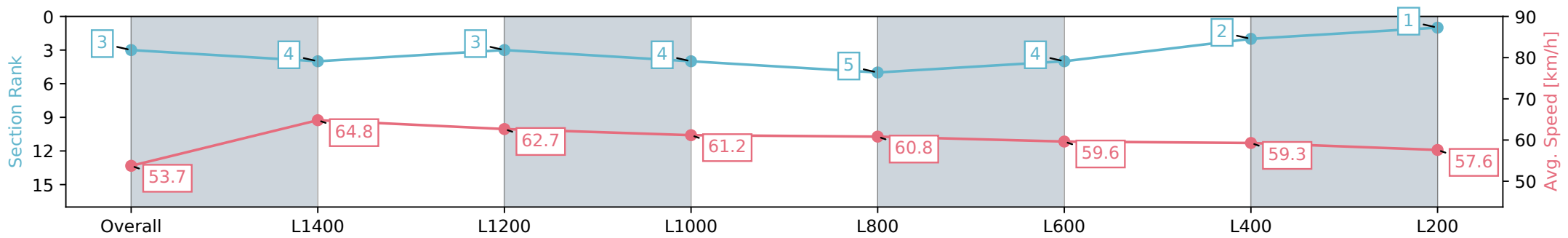
Race 3: Carlton Draught Maiden Plate - 1600m

01 May 2024 - 1:15PM

Track Rating: Good 4, Weather: Fine, Rail Position: +7m Entire, +4m 1200m Chute



Section	Overall	L1400	L1200	L1000	L800	L600	L400	L200
Section Times	1:38.38 [3] (0:13.43)	1:24.95 [4] (0:11.11)	1:13.84 [3] (0:11.57)	1:02.26 [4] (0:12.45)	0:49.81 [5] (0:12.54)	0:37.27 [4] (0:12.62)	0:24.65 [2] (0:12.15)	0:12.50 [1] (0:12.50)
Average Speed [km/h]	53.7	64.8	62.7	61.2	60.8	59.6	59.3	57.6
Top Speed [km/h]	65.3	65.3	64.3	62.2	61.4	60.5	60.4	58.7
Avg. Dist. to Rail [m]	14.2	10.5	10.1	11.2	11.4	10.3	12.5	12.4
Avg. Stride Freq. [Hz]	2.3	2.3	2.3	2.3	2.3	2.3	2.3	2.3
Avg. Stride Length [m]	6.4	7.5	7.7	7.5	7.5	7.3	7.1	7.0



- [ ] Ranking at each section and finish
- :-:- No data available at this section
- NA No data available

Horse/Jockey Name	ZION'S GATE/Caitlin Jones
Finish Rank	4
Fastest Section Time (Section)	0:11.24 (L1400)
Top Speed [km/h] (Section)	64.8 (Overall)
Race State	Finished



Thomas Farms RC Murray Bridge SA - Professional

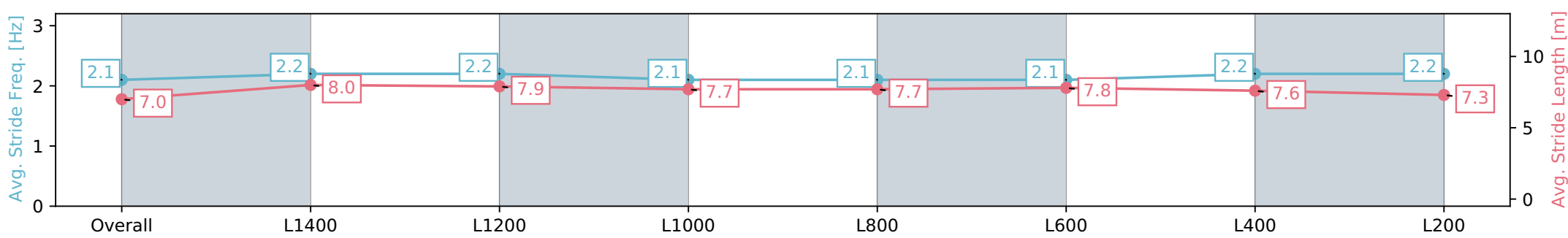
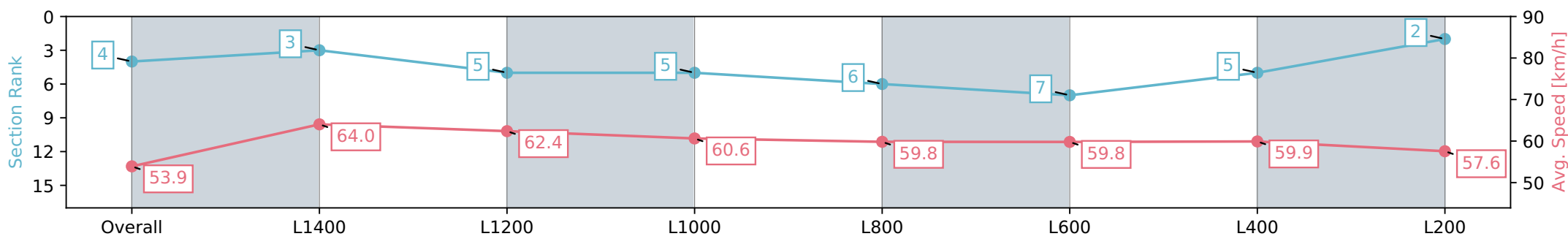
Race 3: Carlton Draught Maiden Plate - 1600m

01 May 2024 - 1:15PM

Track Rating: Good 4, Weather: Fine, Rail Position: +7m Entire, +4m 1200m Chute



Section	Overall	L1400	L1200	L1000	L800	L600	L400	L200
Section Times	1:38.45 [4] (0:13.35)	1:25.10 [3] (0:11.24)	1:13.86 [5] (0:11.61)	1:02.25 [5] (0:12.46)	0:49.79 [6] (0:12.66)	0:37.13 [7] (0:12.57)	0:24.55 [5] (0:12.02)	0:12.53 [2] (0:12.53)
Average Speed [km/h]	53.9	64.0	62.4	60.6	59.8	59.8	59.9	57.6
Top Speed [km/h]	64.1	64.8	64.7	61.7	60.8	60.7	61.4	58.6
Avg. Dist. to Rail [m]	7.5	7.1	7.2	9.2	10.5	10.0	14.7	14.6
Avg. Stride Freq. [Hz]	2.1	2.2	2.2	2.1	2.1	2.1	2.2	2.2
Avg. Stride Length [m]	7.0	8.0	7.9	7.7	7.7	7.8	7.6	7.3



[ ] Ranking at each section and finish  
 -:-:- No data available at this section  
 NA No data available



Horse/Jockey Name	AFRICARN LAD/Alice Lindsay
Finish Rank	5
Fastest Section Time (Section)	0:11.06 (L1400)
Top Speed [km/h] (Section)	65.6 (Overall)
Race State	Finished



Thomas Farms RC Murray Bridge SA - Professional

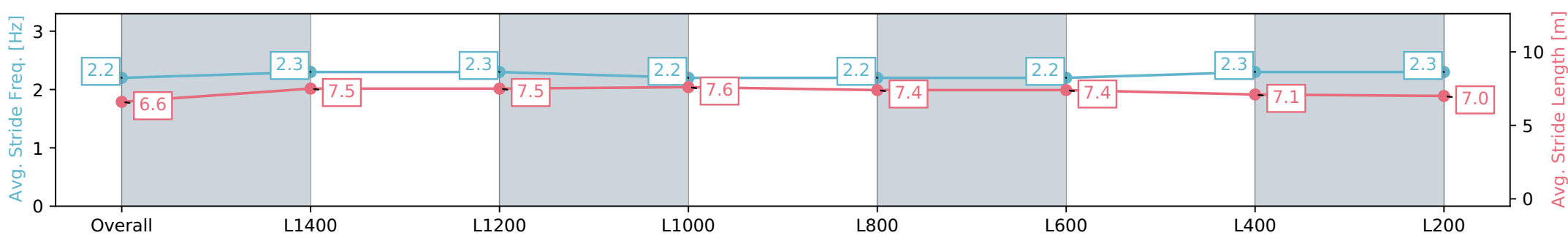
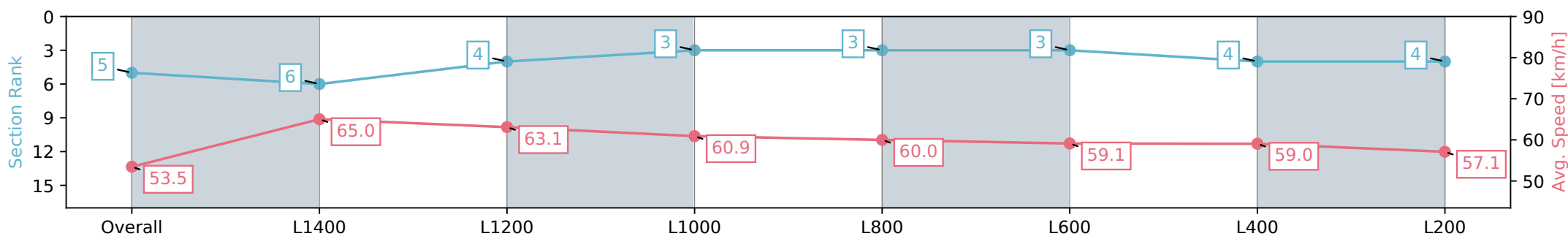
Race 3: Carlton Draught Maiden Plate - 1600m

01 May 2024 - 1:15PM

Track Rating: Good 4, Weather: Fine, Rail Position: +7m Entire, +4m 1200m Chute



Section	Overall	L1400	L1200	L1000	L800	L600	L400	L200
Section Times	1:38.61 [5] (0:13.50)	1:25.11 [6] (0:11.06)	1:14.05 [4] (0:11.48)	1:02.57 [3] (0:12.42)	0:50.15 [3] (0:12.64)	0:37.51 [3] (0:12.71)	0:24.80 [4] (0:12.16)	0:12.64 [4] (0:12.64)
Average Speed [km/h]	53.5	65.0	63.1	60.9	60.0	59.1	59.0	57.1
Top Speed [km/h]	64.5	65.6	64.8	62.2	60.8	60.6	60.7	58.0
Avg. Dist. to Rail [m]	9.5	7.2	7.3	9.6	10.6	9.4	11.8	11.4
Avg. Stride Freq. [Hz]	2.2	2.3	2.3	2.2	2.2	2.2	2.3	2.3
Avg. Stride Length [m]	6.6	7.5	7.5	7.6	7.4	7.4	7.1	7.0



[ ] Ranking at each section and finish  
 -:-:- No data available at this section  
 NA No data available

Horse/Jockey Name	HONDURAS/Ivy Lam
Finish Rank	6
Fastest Section Time (Section)	0:11.54 (L1400)
Top Speed [km/h] (Section)	63.8 (L1000)
Race State	Finished



Thomas Farms RC Murray Bridge SA - Professional

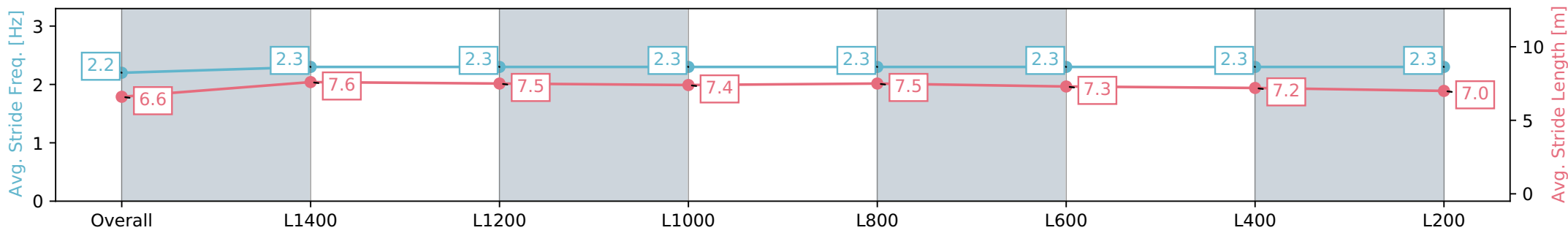
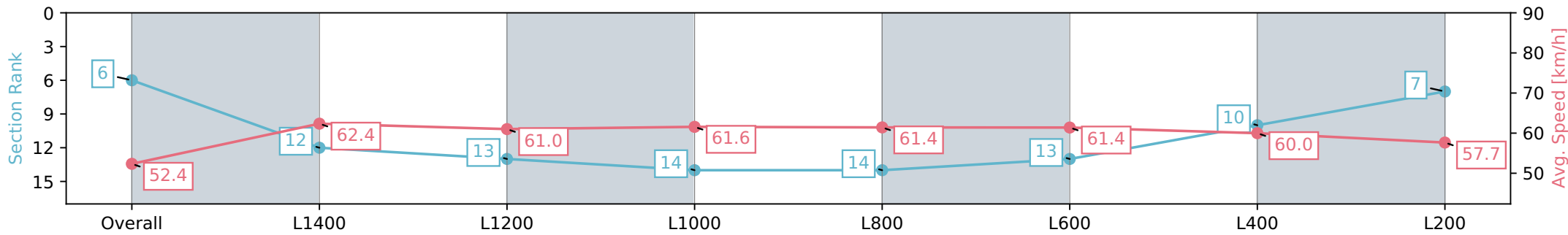
Race 3: Carlton Draught Maiden Plate - 1600m

01 May 2024 - 1:15PM

Track Rating: Good 4, Weather: Fine, Rail Position: +7m Entire, +4m 1200m Chute



Section	Overall	L1400	L1200	L1000	L800	L600	L400	L200
Section Times	1:38.68 [6] (0:13.78)	1:24.90 [12] (0:11.54)	1:13.36 [13] (0:11.87)	1:01.49 [14] (0:12.24)	0:49.25 [14] (0:12.39)	0:36.86 [13] (0:12.38)	0:24.48 [10] (0:11.99)	0:12.49 [7] (0:12.49)
Average Speed [km/h]	52.4	62.4	61.0	61.6	61.4	61.4	60.0	57.7
Top Speed [km/h]	62.8	63.7	61.9	62.6	63.8	62.7	60.9	59.6
Avg. Dist. to Rail [m]	16.5	9.2	7.6	8.8	11.3	12.0	14.8	13.8
Avg. Stride Freq. [Hz]	2.2	2.3	2.3	2.3	2.3	2.3	2.3	2.3
Avg. Stride Length [m]	6.6	7.6	7.5	7.4	7.5	7.3	7.2	7.0



[ ] Ranking at each section and finish  
 -:-:- No data available at this section  
 NA No data available

Horse/Jockey Name	SOFTLY BLACK/Jessica Eaton
Finish Rank	7
Fastest Section Time (Section)	0:11.34 (L1400)
Top Speed [km/h] (Section)	64.9 (Overall)
Race State	Finished



Thomas Farms RC Murray Bridge SA - Professional

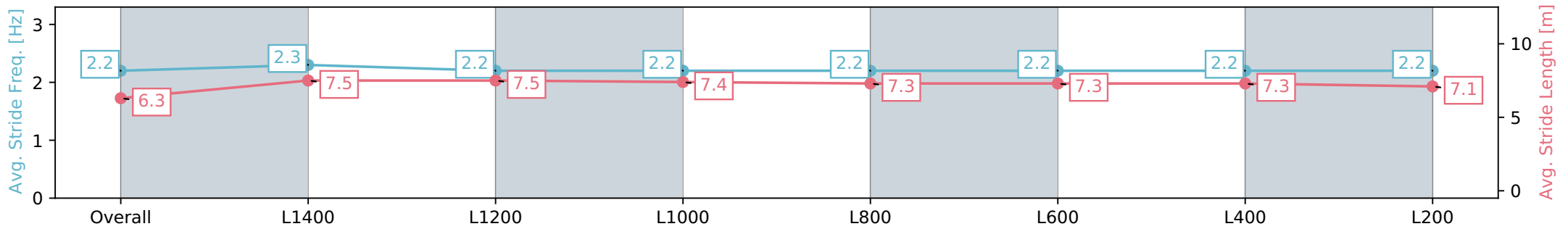
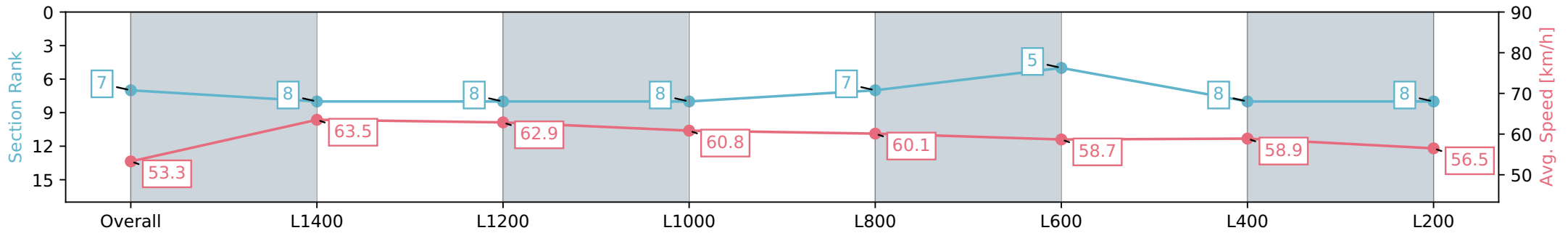
Race 3: Carlton Draught Maiden Plate - 1600m

01 May 2024 - 1:15PM

Track Rating: Good 4, Weather: Fine, Rail Position: +7m Entire, +4m 1200m Chute



Section	Overall	L1400	L1200	L1000	L800	L600	L400	L200
Section Times	1:38.99 [7] (0:13.51)	1:25.48 [8] (0:11.34)	1:14.14 [8] (0:11.53)	1:02.61 [8] (0:12.35)	0:50.26 [7] (0:12.52)	0:37.74 [5] (0:12.78)	0:24.96 [8] (0:12.22)	0:12.74 [8] (0:12.74)
Average Speed [km/h]	53.3	63.5	62.9	60.8	60.1	58.7	58.9	56.5
Top Speed [km/h]	64.4	64.9	64.0	61.3	61.1	60.2	60.9	58.3
Avg. Dist. to Rail [m]	9.4	8.3	7.5	8.5	9.1	9.0	10.3	10.6
Avg. Stride Freq. [Hz]	2.2	2.3	2.2	2.2	2.2	2.2	2.2	2.2
Avg. Stride Length [m]	6.3	7.5	7.5	7.4	7.3	7.3	7.3	7.1



- [ ] Ranking at each section and finish
- :-:- No data available at this section
- NA No data available

Horse/Jockey Name	WE'VE GOTTA DEEL/Dylan Caboche
Finish Rank	8
Fastest Section Time (Section)	0:11.28 (L1400)
Top Speed [km/h] (Section)	65.5 (Overall)
Race State	Finished



Thomas Farms RC Murray Bridge SA - Professional

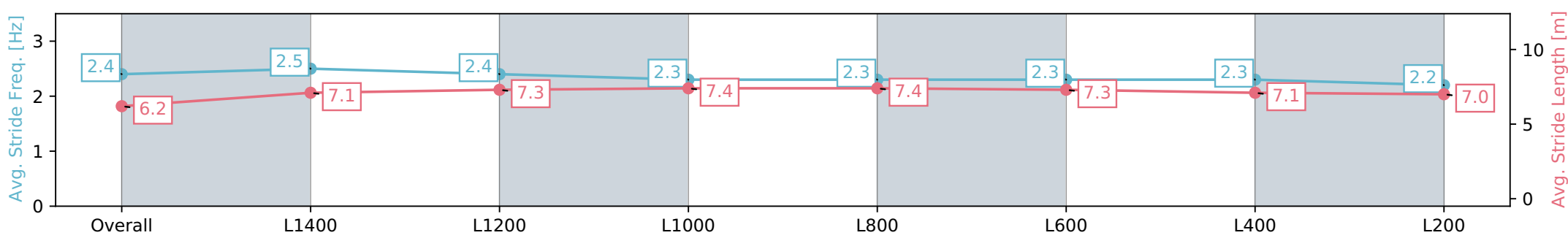
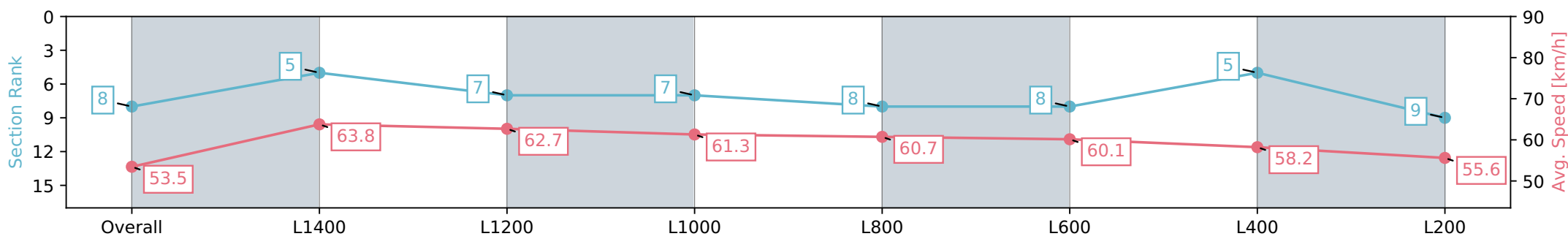
Race 3: Carlton Draught Maiden Plate - 1600m

01 May 2024 - 1:15PM

Track Rating: Good 4, Weather: Fine, Rail Position: +7m Entire, +4m 1200m Chute



Section	Overall	L1400	L1200	L1000	L800	L600	L400	L200
Section Times	1:39.21 [8] (0:13.47)	1:25.74 [5] (0:11.28)	1:14.45 [7] (0:11.59)	1:02.86 [7] (0:12.41)	0:50.45 [8] (0:12.57)	0:37.87 [8] (0:12.56)	0:25.31 [5] (0:12.37)	0:12.94 [9] (0:12.94)
Average Speed [km/h]	53.5	63.8	62.7	61.3	60.7	60.1	58.2	55.6
Top Speed [km/h]	64.5	65.5	65.2	62.6	61.2	61.6	59.6	57.1
Avg. Dist. to Rail [m]	16.4	11.2	9.5	11.1	11.9	11.1	14.5	13.7
Avg. Stride Freq. [Hz]	2.4	2.5	2.4	2.3	2.3	2.3	2.3	2.2
Avg. Stride Length [m]	6.2	7.1	7.3	7.4	7.4	7.3	7.1	7.0



- [ ] Ranking at each section and finish
- :-:- No data available at this section
- NA No data available

Horse/Jockey Name	DARK LAGER/Jacob Opperman
Finish Rank	9
Fastest Section Time (Section)	0:11.36 (L1400)
Top Speed [km/h] (Section)	65.5 (Overall)
Race State	Finished



Thomas Farms RC Murray Bridge SA - Professional

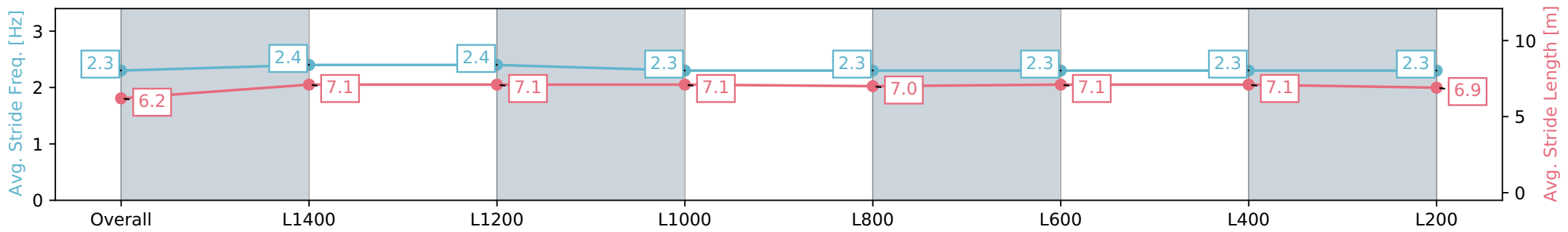
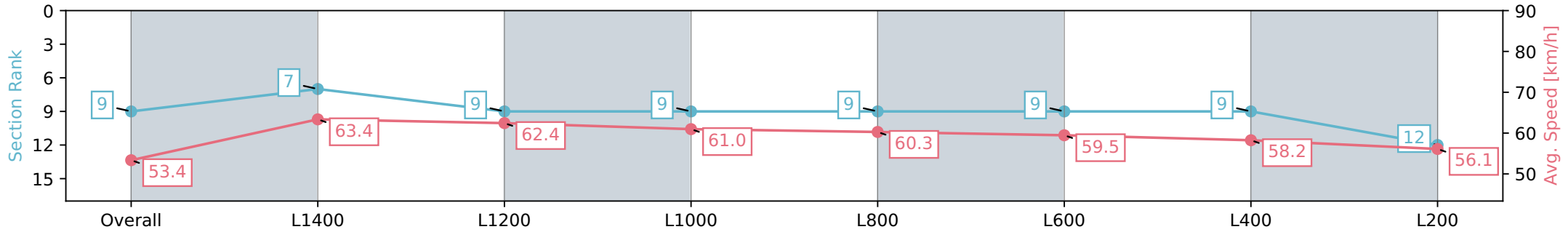
Race 3: Carlton Draught Maiden Plate - 1600m

01 May 2024 - 1:15PM

Track Rating: Good 4, Weather: Fine, Rail Position: +7m Entire, +4m 1200m Chute



Section	Overall	L1400	L1200	L1000	L800	L600	L400	L200
Section Times	1:39.33 [9] (0:13.50)	1:25.83 [7] (0:11.36)	1:14.47 [9] (0:11.60)	1:02.87 [9] (0:12.42)	0:50.45 [9] (0:12.56)	0:37.89 [9] (0:12.69)	0:25.20 [9] (0:12.36)	0:12.84 [12] (0:12.84)
Average Speed [km/h]	53.4	63.4	62.4	61.0	60.3	59.5	58.2	56.1
Top Speed [km/h]	65.5	64.0	63.9	61.7	60.9	60.4	59.4	57.1
Avg. Dist. to Rail [m]	13.0	9.5	8.7	9.7	10.3	11.0	13.8	12.8
Avg. Stride Freq. [Hz]	2.3	2.4	2.4	2.3	2.3	2.3	2.3	2.3
Avg. Stride Length [m]	6.2	7.1	7.1	7.1	7.0	7.1	7.1	6.9



[ ] Ranking at each section and finish  
 -:-:- No data available at this section  
 NA No data available

Horse/Jockey Name	MY CRACKLING/Teagan Voorham
Finish Rank	10
Fastest Section Time (Section)	0:11.26 (L1400)
Top Speed [km/h] (Section)	64.8 (Overall)
Race State	Finished



Thomas Farms RC Murray Bridge SA - Professional

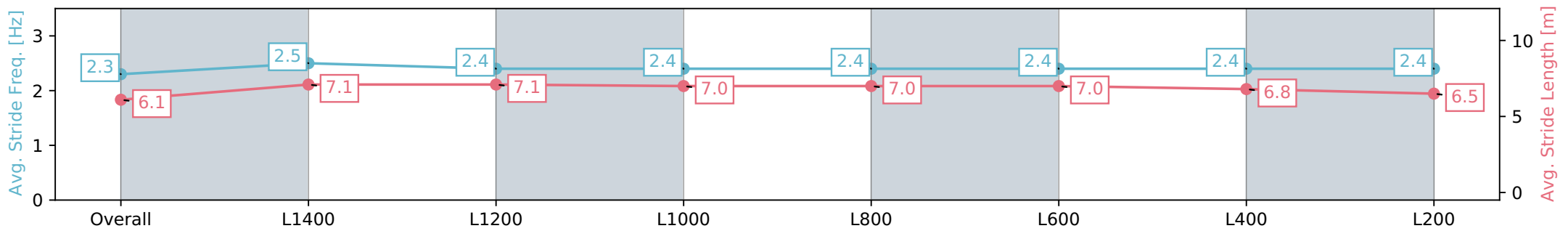
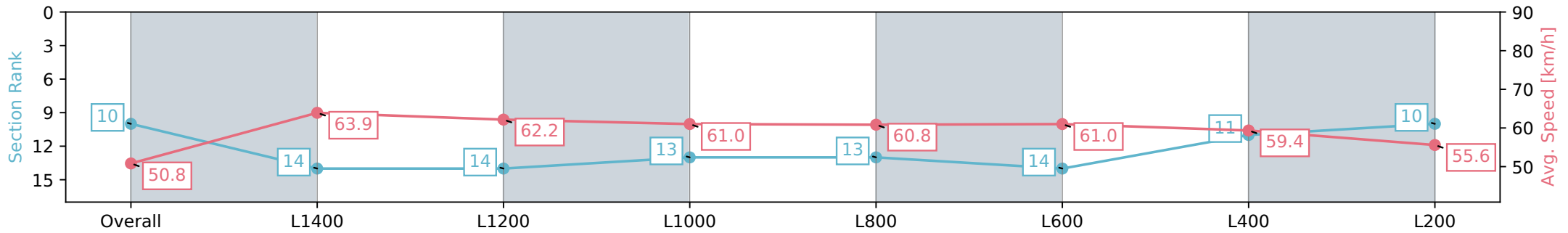
Race 3: Carlton Draught Maiden Plate - 1600m

01 May 2024 - 1:15PM

Track Rating: Good 4, Weather: Fine, Rail Position: +7m Entire, +4m 1200m Chute



Section	Overall	L1400	L1200	L1000	L800	L600	L400	L200
Section Times	1:39.34 [10] (0:14.17)	1:25.17 [14] (0:11.26)	1:13.91 [14] (0:11.65)	1:02.26 [13] (0:12.32)	0:49.94 [13] (0:12.47)	0:37.47 [14] (0:12.40)	0:25.07 [11] (0:12.12)	0:12.95 [10] (0:12.95)
Average Speed [km/h]	50.8	63.9	62.2	61.0	60.8	61.0	59.4	55.6
Top Speed [km/h]	64.8	64.8	64.3	62.3	62.3	62.0	60.6	56.7
Avg. Dist. to Rail [m]	11.4	8.5	7.0	8.6	10.7	10.6	13.6	14.2
Avg. Stride Freq. [Hz]	2.3	2.5	2.4	2.4	2.4	2.4	2.4	2.4
Avg. Stride Length [m]	6.1	7.1	7.1	7.0	7.0	7.0	6.8	6.5



- [ ] Ranking at each section and finish
- :-:- No data available at this section
- NA No data available

Horse/Jockey Name	WHISKY SOUR/Alana Livesey
Finish Rank	11
Fastest Section Time (Section)	0:11.00 (L1400)
Top Speed [km/h] (Section)	66.2 (Overall)
Race State	Finished



Thomas Farms RC Murray Bridge SA - Professional

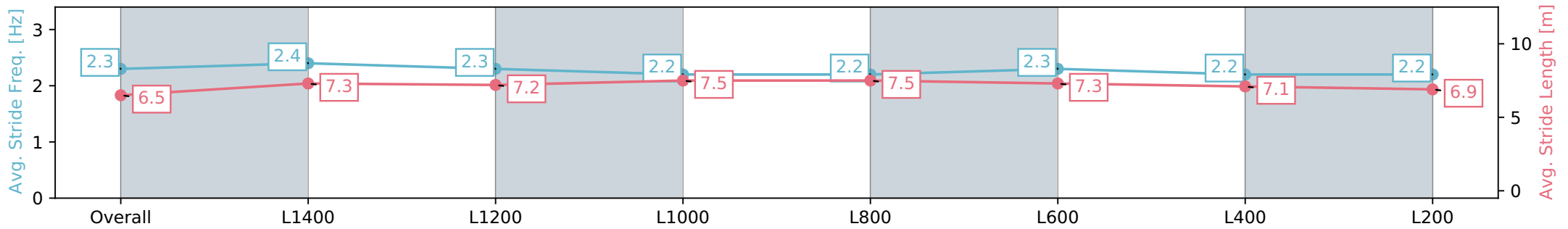
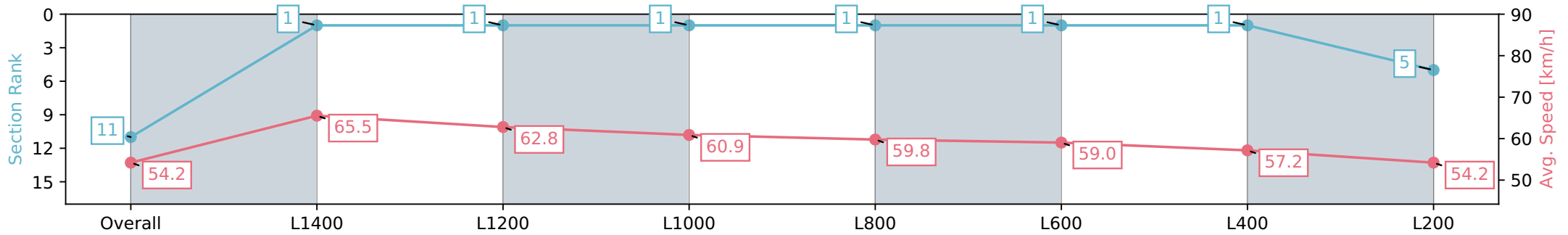
Race 3: Carlton Draught Maiden Plate - 1600m

01 May 2024 - 1:15PM

Track Rating: Good 4, Weather: Fine, Rail Position: +7m Entire, +4m 1200m Chute



Section	Overall	L1400	L1200	L1000	L800	L600	L400	L200
Section Times	1:39.38 [11] (0:13.27)	1:26.11 [1] (0:11.00)	1:15.11 [1] (0:11.54)	1:03.57 [1] (0:12.37)	0:51.20 [1] (0:12.63)	0:38.57 [1] (0:12.70)	0:25.87 [1] (0:12.59)	0:13.28 [5] (0:13.28)
Average Speed [km/h]	54.2	65.5	62.8	60.9	59.8	59.0	57.2	54.2
Top Speed [km/h]	65.5	66.2	64.8	61.7	60.6	59.8	58.6	55.9
Avg. Dist. to Rail [m]	7.3	7.2	7.3	8.8	9.8	9.2	10.0	9.6
Avg. Stride Freq. [Hz]	2.3	2.4	2.3	2.2	2.2	2.3	2.2	2.2
Avg. Stride Length [m]	6.5	7.3	7.2	7.5	7.5	7.3	7.1	6.9



[ ] Ranking at each section and finish  
 -:-:- No data available at this section  
 NA No data available

Horse/Jockey Name	MCLEOD/Dom Tourneur
Finish Rank	12
Fastest Section Time (Section)	0:11.07 (L1400)
Top Speed [km/h] (Section)	65.9 (Overall)
Race State	Finished



Thomas Farms RC Murray Bridge SA - Professional

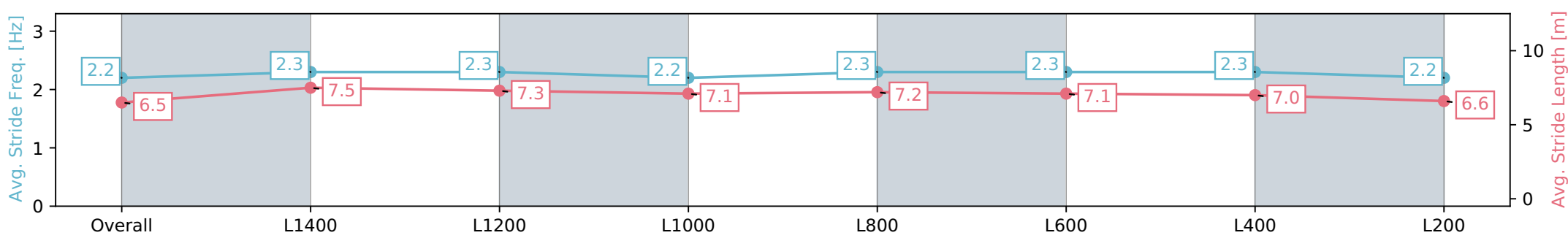
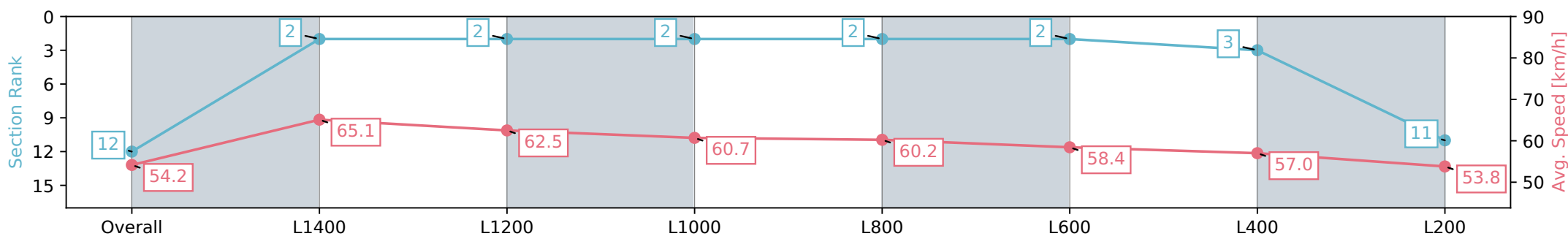
Race 3: Carlton Draught Maiden Plate - 1600m

01 May 2024 - 1:15PM

Track Rating: Good 4, Weather: Fine, Rail Position: +7m Entire, +4m 1200m Chute



Section	Overall	L1400	L1200	L1000	L800	L600	L400	L200
Section Times	1:39.82 [12] (0:13.28)	1:26.53 [2] (0:11.07)	1:15.46 [2] (0:11.56)	1:03.89 [2] (0:12.46)	0:51.43 [2] (0:12.56)	0:38.87 [2] (0:12.84)	0:26.03 [3] (0:12.64)	0:13.39 [11] (0:13.39)
Average Speed [km/h]	54.2	65.1	62.5	60.7	60.2	58.4	57.0	53.8
Top Speed [km/h]	65.9	65.8	64.3	61.1	61.0	59.4	58.2	55.5
Avg. Dist. to Rail [m]	12.0	9.2	8.3	9.4	10.0	9.8	11.9	11.7
Avg. Stride Freq. [Hz]	2.2	2.3	2.3	2.2	2.3	2.3	2.3	2.2
Avg. Stride Length [m]	6.5	7.5	7.3	7.1	7.2	7.1	7.0	6.6



- [ ] Ranking at each section and finish
- :-:- No data available at this section
- NA No data available



Horse/Jockey Name	ICONIC JEWEL/Ben Price
Finish Rank	13
Fastest Section Time (Section)	0:11.48 (L1400)
Top Speed [km/h] (Section)	63.6 (Overall)
Race State	Finished



Thomas Farms RC Murray Bridge SA - Professional

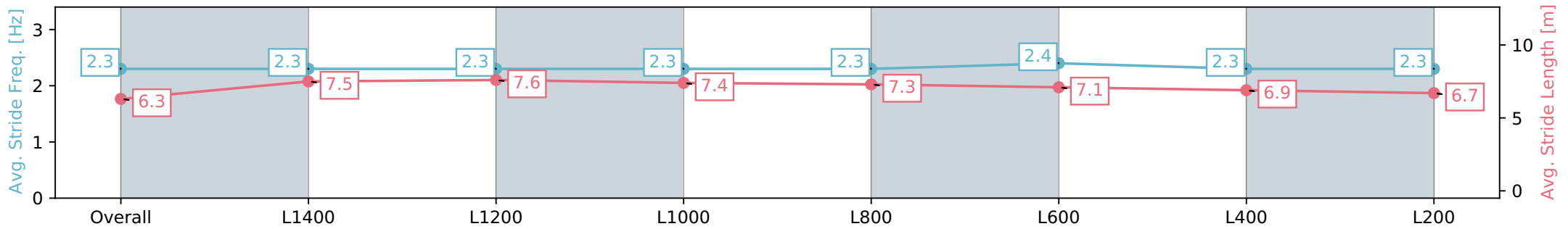
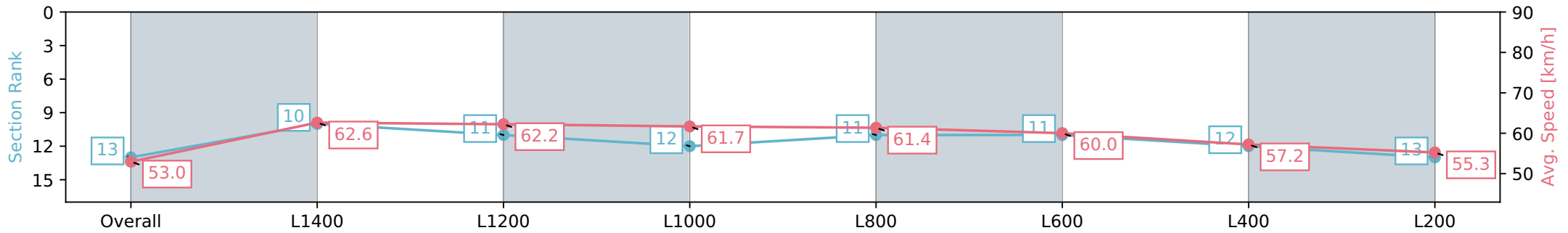
Race 3: Carlton Draught Maiden Plate - 1600m

01 May 2024 - 1:15PM

Track Rating: Good 4, Weather: Fine, Rail Position: +7m Entire, +4m 1200m Chute



Section	Overall	L1400	L1200	L1000	L800	L600	L400	L200
Section Times	1:39.91 [13] (0:13.61)	1:26.30 [10] (0:11.48)	1:14.82 [11] (0:11.66)	1:03.16 [12] (0:12.34)	0:50.82 [11] (0:12.51)	0:38.31 [11] (0:12.70)	0:25.61 [12] (0:12.59)	0:13.02 [13] (0:13.02)
Average Speed [km/h]	53.0	62.6	62.2	61.7	61.4	60.0	57.2	55.3
Top Speed [km/h]	62.8	63.6	63.2	62.4	62.8	61.4	58.3	56.7
Avg. Dist. to Rail [m]	14.0	9.6	8.8	11.1	12.8	13.0	15.6	15.5
Avg. Stride Freq. [Hz]	2.3	2.3	2.3	2.3	2.3	2.4	2.3	2.3
Avg. Stride Length [m]	6.3	7.5	7.6	7.4	7.3	7.1	6.9	6.7



- [ ] Ranking at each section and finish
- :-:- No data available at this section
- NA No data available

Horse/Jockey Name	ZEBELIANA/Anna Jordsjo
Finish Rank	14
Fastest Section Time (Section)	0:11.14 (L1400)
Top Speed [km/h] (Section)	66.2 (Overall)
Race State	Finished



Thomas Farms RC Murray Bridge SA - Professional

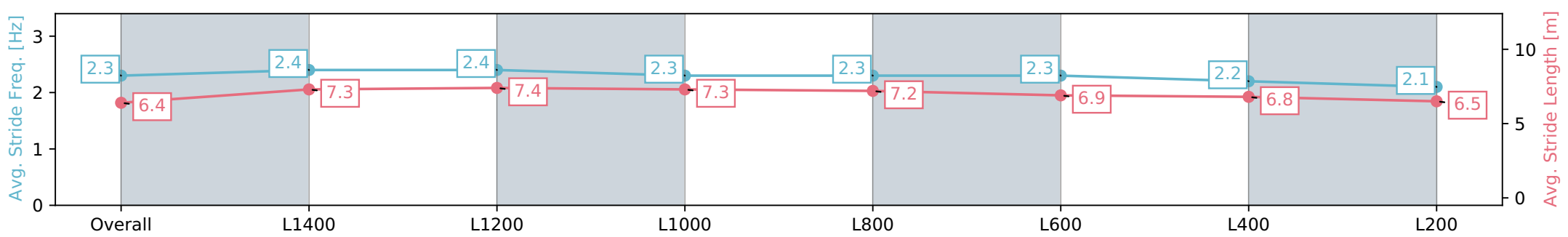
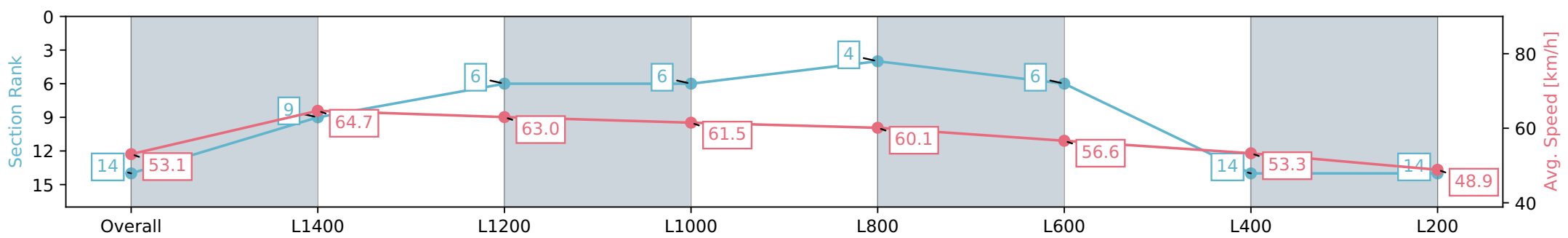
Race 3: Carlton Draught Maiden Plate - 1600m

01 May 2024 - 1:15PM

Track Rating: Good 4, Weather: Fine, Rail Position: +7m Entire, +4m 1200m Chute



Section	Overall	L1400	L1200	L1000	L800	L600	L400	L200
Section Times	1:43.01 [14] (0:13.57)	1:29.43 [9] (0:11.14)	1:18.29 [6] (0:11.51)	1:06.78 [6] (0:12.33)	0:54.45 [4] (0:12.72)	0:41.73 [6] (0:13.49)	0:28.24 [14] (0:13.52)	0:14.72 [14] (0:14.72)
Average Speed [km/h]	53.1	64.7	63.0	61.5	60.1	56.6	53.3	48.9
Top Speed [km/h]	64.6	66.2	64.9	63.0	62.0	58.3	55.7	51.4
Avg. Dist. to Rail [m]	18.2	12.2	9.9	10.3	12.6	13.0	14.9	15.7
Avg. Stride Freq. [Hz]	2.3	2.4	2.4	2.3	2.3	2.3	2.2	2.1
Avg. Stride Length [m]	6.4	7.3	7.4	7.3	7.2	6.9	6.8	6.5



- [ ] Ranking at each section and finish
- :-:- No data available at this section
- NA No data available