



RACINGSA

Thomas Farms RC Murray Bridge SA

Race 2: Thomas Farms Maiden Plate - 1200m

01 May 2024 - 12:41PM



Track Rating: Good 4, Weather: Fine, Rail Position: +7m Entire

Section													Overall	L1000	L800	L600	L400	L200		
Field Times													1:10.87 (0:12.86)	0:58.01 (0:10.32)	0:47.69 (0:11.19)	0:36.50 (0:12.06)	0:24.44 (0:12.08)	0:12.36 (0:12.36)		
Position	#	Horse/Jockey	Barrier	Top Speed [km/h]	Fastest Section	First 400m							Margin	Distance Travelled From Winner [m]						
1	9	VALENTINA CHARM Ben Price	11	68.1 1000-800	0:10.67 1000-800	0:24.46	1:10.87 (0:13.79)	0:57.08 [13] (0:10.67)	0:46.41 [14] (0:11.15)	0:35.26 [13] (0:11.65)	0:23.61 [12] (0:11.35)	0:12.26 [3] (0:12.26)	1:10.87							
2	5	KALBARRI Jacob Opperman	15	68.4 1200-1000	0:10.64 1000-800	0:24.22	1:10.93 (0:13.57)	0:57.35 [11] (0:10.64)	0:46.71 [10] (0:11.17)	0:35.54 [9] (0:11.66)	0:23.88 [7] (0:11.56)	0:12.32 [4] (0:12.32)	0.06L	+1						
3	13	PAINTED PONY Dom Tourneur	2	70.2 1200-1000	0:10.35 1000-800	0:23.45	1:11.08 (0:13.10)	0:57.98 [5] (0:10.35)	0:47.63 [4] (0:11.21)	0:36.42 [4] (0:12.05)	0:24.37 [3] (0:11.84)	0:12.53 [2] (0:12.53)	0.15L	-5						
4	6	MINE ALL MINE Jason Holder	16	70.2 1000-800	0:10.12 1000-800	0:23.22	1:11.19 (0:13.10)	0:58.09 [4] (0:10.12)	0:47.97 [2] (0:11.14)	0:36.83 [1] (0:12.11)	0:24.72 [2] (0:12.03)	0:12.69 [1] (0:12.69)	0.11L	-3						
5	10	FOXY FROST Zoe Lloyd	13	69.5 1200-1000	0:10.52 1000-800	0:23.64	1:11.38 (0:13.12)	0:58.26 [6] (0:10.52)	0:47.74 [6] (0:11.30)	0:36.44 [6] (0:12.13)	0:24.31 [8] (0:11.68)	0:12.63 [6] (0:12.63)	0.19L	-1						
6	8	OUR GLAMOUR GIRL Margaret Collett	8	67.5 1200-1000	0:10.78 1000-800	0:24.33	1:11.44 (0:13.55)	0:57.89 [10] (0:10.78)	0:47.11 [12] (0:11.28)	0:35.82 [14] (0:11.77)	0:24.05 [13] (0:11.74)	0:12.31 [11] (0:12.31)	0.06L	-4						
7	3	UNDERCOVER AGENT Caitlyn Munro	10	68.1 1000-800	0:10.75 1000-800	0:24.25	1:11.46 (0:13.50)	0:57.96 [9] (0:10.75)	0:47.21 [11] (0:11.22)	0:35.99 [12] (0:11.73)	0:24.26 [10] (0:11.73)	0:12.53 [9] (0:12.53)	0.02L	+1						
8	1	LUDO Alana Livesey	1	69.6 1000-800	0:10.52 1000-800	0:23.99	1:11.51 (0:13.47)	0:58.04 [8] (0:10.52)	0:47.52 [8] (0:11.12)	0:36.40 [8] (0:11.76)	0:24.64 [5] (0:11.83)	0:12.81 [5] (0:12.81)	0.05L	-7						
9	7	ALEXEIN Ivy Lam	4	68.5 1200-1000	0:10.64 1000-800	0:23.87	1:11.61 (0:13.23)	0:58.38 [7] (0:10.64)	0:47.74 [7] (0:11.22)	0:36.52 [7] (0:12.00)	0:24.52 [9] (0:11.81)	0:12.71 [8] (0:12.71)	0.1L	-4						
10	2	SAVETHEBESTTILLAST Kayla Crowther	5	69.6 1200-1000	0:10.55 1000-800	0:24.17	1:11.78 (0:13.62)	0:58.16 [12] (0:10.55)	0:47.61 [9] (0:11.28)	0:36.32 [10] (0:11.80)	0:24.52 [11] (0:11.99)	0:12.53 [13] (0:12.53)	0.17L	-3						

Scratched: Sky Candy (#14), Ocherous (#16), Iva Dream (#17)

- [] Position in running at each section and finish
- # Saddle cloth number
- :-:- No data available at this section
- DNF Did not finish
- NA No data available
- DNT Did not track
- █ Background shading for fastest section



RACING SA

Thomas Farms RC Murray Bridge SA
Race 2: Thomas Farms Maiden Plate - 1200m
01 May 2024 - 12:41PM



Track Rating: Good 4, Weather: Fine, Rail Position: +7m Entire

Table with columns: Section, Field Times, Position, #, Horse/Jockey, Barrier, Top Speed [km/h], Fastest Section, First 400m, Overall, L1000, L800, L600, L400, L200, Margin, Distance Travelled From Winner [m]. Rows include MEGASUN, FRONTAL ATTACK, KAILEE'S BOY, and HURRY LOVE.

Scratched: Sky Candy (#14), Ocherous (#16), Iva Dream (#17)

- [] Position in running at each section and finish
Saddle cloth number
-:-:- No data available at this section
DNF Did not finish
NA No data available
DNT Did not track
Background shading for fastest section

Horse/Jockey Name	VALENTINA CHARM/Ben Price
Finish Rank	1
Fastest Section Time (Section)	0:10.67 (L1000)
Top Speed [km/h] (Section)	68.1 (L1000)
Race State	Finished



Thomas Farms RC Murray Bridge SA - Professional

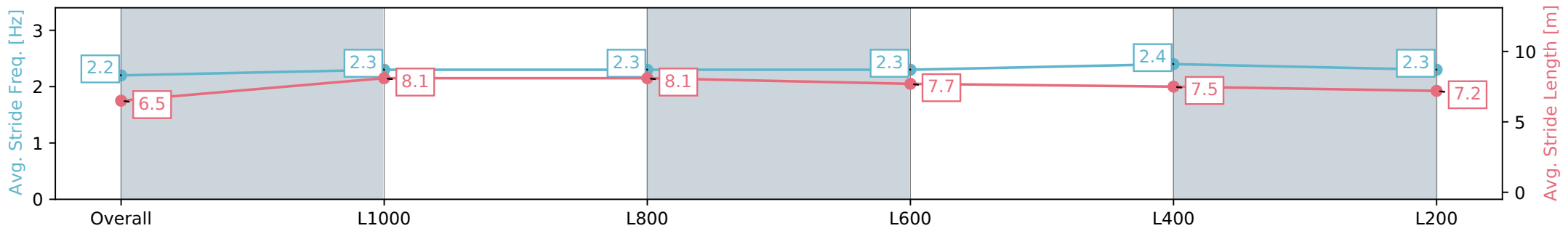
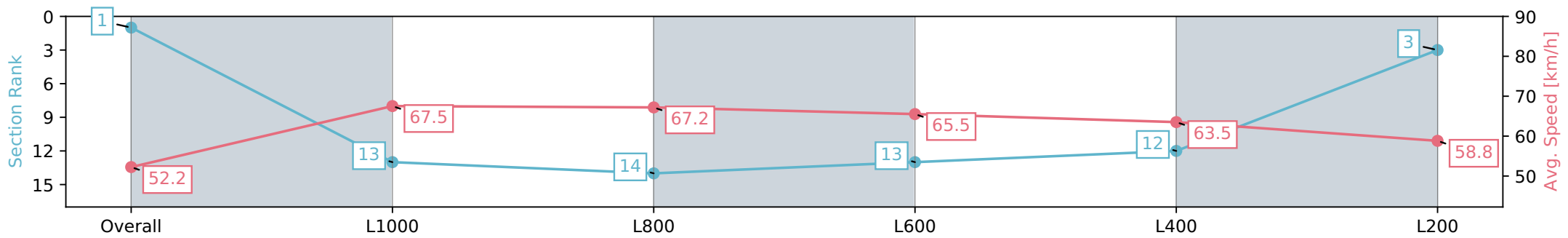
Race 2: Thomas Farms Maiden Plate - 1200m

01 May 2024 - 12:41PM

Track Rating: Good 4, Weather: Fine, Rail Position: +7m Entire



Section	Overall	L1000	L800	L600	L400	L200
Section Times	1:10.87 [1] (0:13.79)	0:57.08 [13] (0:10.67)	0:46.41 [14] (0:11.15)	0:35.26 [13] (0:11.65)	0:23.61 [12] (0:11.35)	0:12.26 [3] (0:12.26)
Average Speed [km/h]	52.2	67.5	67.2	65.5	63.5	58.8
Top Speed [km/h]	66.4	68.1	68.1	66.5	65.4	61.1
Avg. Dist. to Rail [m]	11.9	7.4	12.8	13.6	17.7	17.8
Avg. Stride Freq. [Hz]	2.2	2.3	2.3	2.3	2.4	2.3
Avg. Stride Length [m]	6.5	8.1	8.1	7.7	7.5	7.2



- [] Ranking at each section and finish
- :-:- No data available at this section
- NA No data available

Horse/Jockey Name	KALBARRI/Jacob Opperman
Finish Rank	2
Fastest Section Time (Section)	0:10.64 (L1000)
Top Speed [km/h] (Section)	68.4 (Overall)
Race State	Finished



Thomas Farms RC Murray Bridge SA - Professional

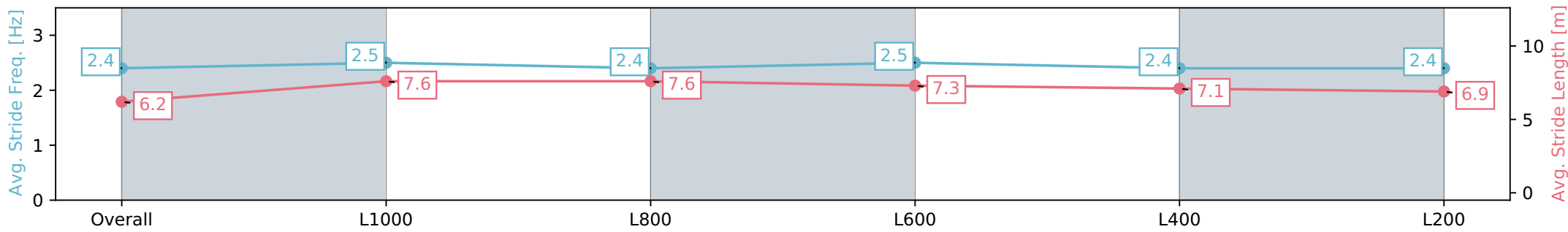
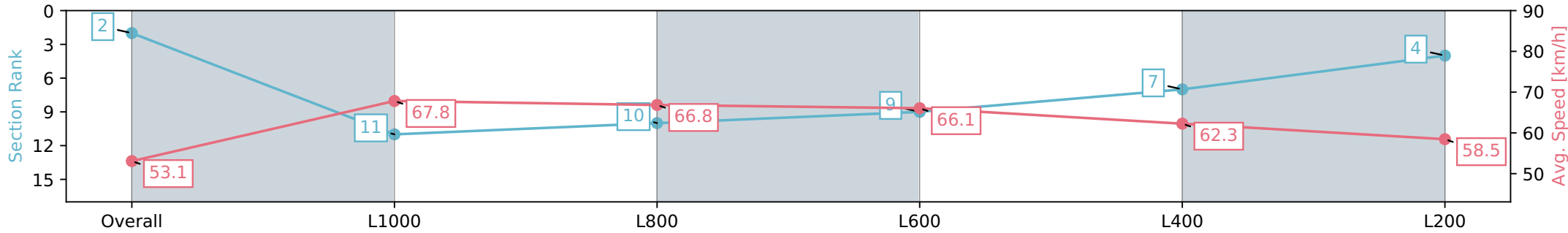
Race 2: Thomas Farms Maiden Plate - 1200m

01 May 2024 - 12:41PM

Track Rating: Good 4, Weather: Fine, Rail Position: +7m Entire



Section	Overall	L1000	L800	L600	L400	L200
Section Times	1:10.93 [2] (0:13.57)	0:57.35 [11] (0:10.64)	0:46.71 [10] (0:11.17)	0:35.54 [9] (0:11.66)	0:23.88 [7] (0:11.56)	0:12.32 [4] (0:12.32)
Average Speed [km/h]	53.1	67.8	66.8	66.1	62.3	58.5
Top Speed [km/h]	68.1	68.4	67.8	67.5	65.4	60.2
Avg. Dist. to Rail [m]	12.8	7.7	12.0	15.2	17.2	17.0
Avg. Stride Freq. [Hz]	2.4	2.5	2.4	2.5	2.4	2.4
Avg. Stride Length [m]	6.2	7.6	7.6	7.3	7.1	6.9



[] Ranking at each section and finish
 -:-:- No data available at this section
 NA No data available

Horse/Jockey Name	PAINTED PONY/Dom Tourneur
Finish Rank	3
Fastest Section Time (Section)	0:10.35 (L1000)
Top Speed [km/h] (Section)	70.2 (Overall)
Race State	Finished



Thomas Farms RC Murray Bridge SA - Professional

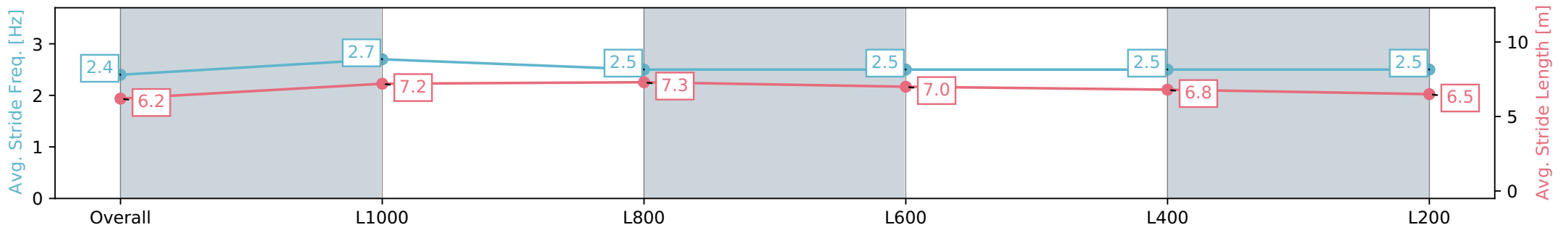
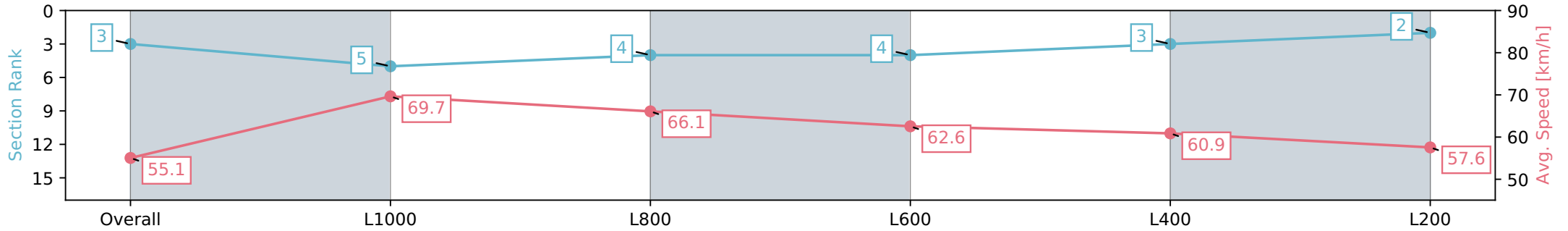
Race 2: Thomas Farms Maiden Plate - 1200m

01 May 2024 - 12:41PM

Track Rating: Good 4, Weather: Fine, Rail Position: +7m Entire



Section	Overall	L1000	L800	L600	L400	L200
Section Times	1:11.08 [3] (0:13.10)	0:57.98 [5] (0:10.35)	0:47.63 [4] (0:11.21)	0:36.42 [4] (0:12.05)	0:24.37 [3] (0:11.84)	0:12.53 [2] (0:12.53)
Average Speed [km/h]	55.1	69.7	66.1	62.6	60.9	57.6
Top Speed [km/h]	68.7	70.2	69.1	63.0	62.0	60.3
Avg. Dist. to Rail [m]	5.3	3.9	9.2	10.5	11.5	10.6
Avg. Stride Freq. [Hz]	2.4	2.7	2.5	2.5	2.5	2.5
Avg. Stride Length [m]	6.2	7.2	7.3	7.0	6.8	6.5



[] Ranking at each section and finish
 -:-:- No data available at this section
 NA No data available

Horse/Jockey Name	MINE ALL MINE/Jason Holder
Finish Rank	4
Fastest Section Time (Section)	0:10.12 (L1000)
Top Speed [km/h] (Section)	70.2 (L1000)
Race State	Finished



Thomas Farms RC Murray Bridge SA - Professional

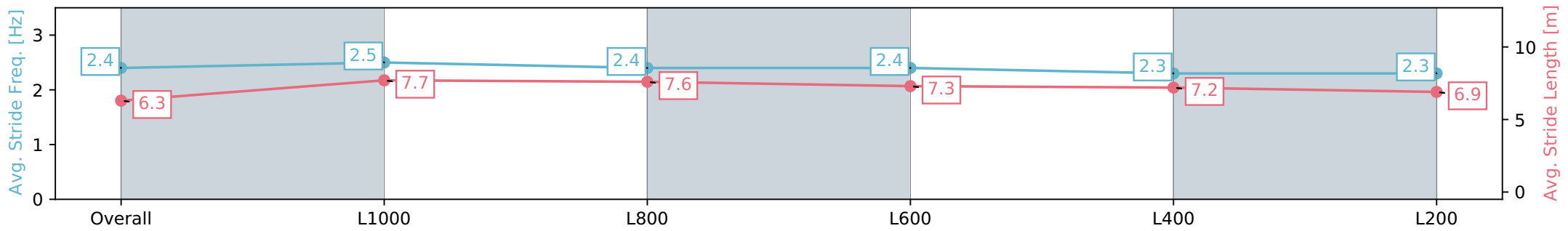
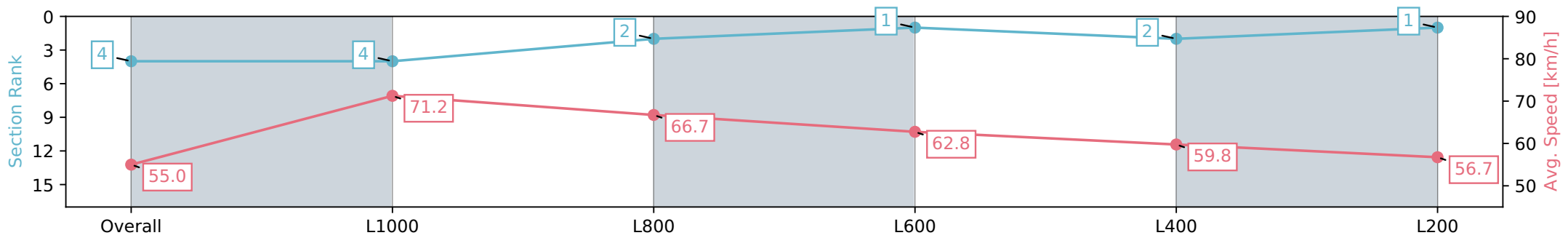
Race 2: Thomas Farms Maiden Plate - 1200m

01 May 2024 - 12:41PM

Track Rating: Good 4, Weather: Fine, Rail Position: +7m Entire



Section	Overall	L1000	L800	L600	L400	L200
Section Times	1:11.19 [4] (0:13.10)	0:58.09 [4] (0:10.12)	0:47.97 [2] (0:11.14)	0:36.83 [1] (0:12.11)	0:24.72 [2] (0:12.03)	0:12.69 [1] (0:12.69)
Average Speed [km/h]	55.0	71.2	66.7	62.8	59.8	56.7
Top Speed [km/h]	69.6	68.8	70.2	63.9	62.5	57.4
Avg. Dist. to Rail [m]	14.4	9.0	10.7	12.1	13.1	10.8
Avg. Stride Freq. [Hz]	2.4	2.5	2.4	2.4	2.3	2.3
Avg. Stride Length [m]	6.3	7.7	7.6	7.3	7.2	6.9



[] Ranking at each section and finish
 -:-:- No data available at this section
 NA No data available

Horse/Jockey Name	FOXY FROST/Zoe Lloyd
Finish Rank	5
Fastest Section Time (Section)	0:10.52 (L1000)
Top Speed [km/h] (Section)	69.5 (Overall)
Race State	Finished



Thomas Farms RC Murray Bridge SA - Professional

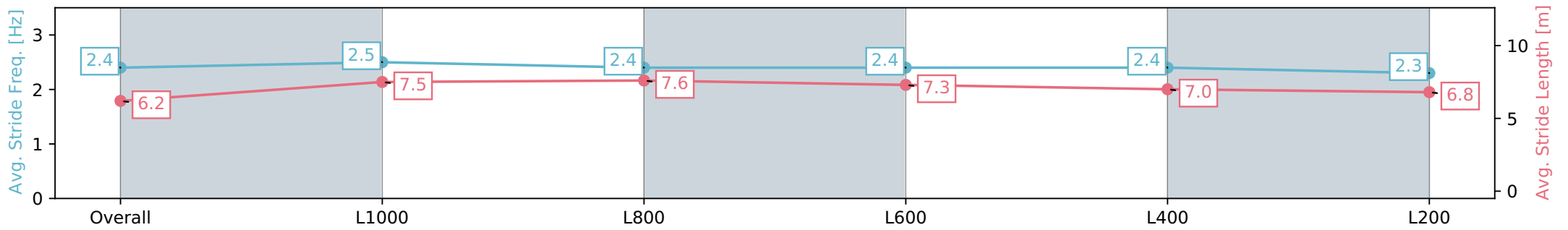
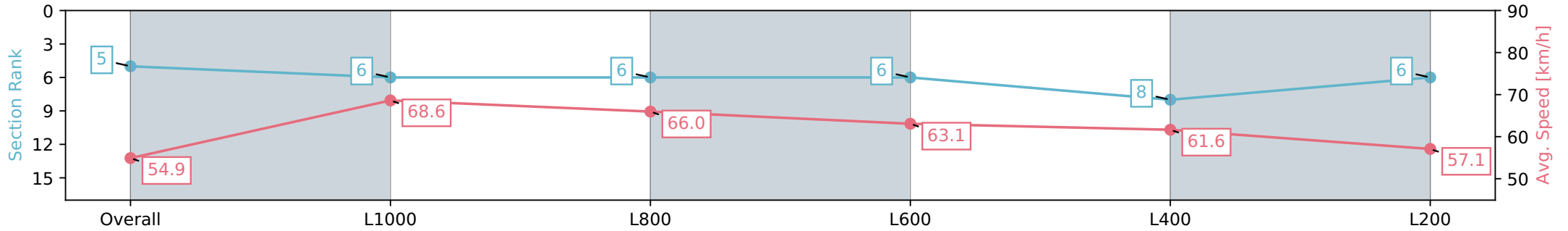
Race 2: Thomas Farms Maiden Plate - 1200m

01 May 2024 - 12:41PM

Track Rating: Good 4, Weather: Fine, Rail Position: +7m Entire



Section	Overall	L1000	L800	L600	L400	L200
Section Times	1:11.38 [5] (0:13.12)	0:58.26 [6] (0:10.52)	0:47.74 [6] (0:11.30)	0:36.44 [6] (0:12.13)	0:24.31 [8] (0:11.68)	0:12.63 [6] (0:12.63)
Average Speed [km/h]	54.9	68.6	66.0	63.1	61.6	57.1
Top Speed [km/h]	67.9	69.5	67.6	64.9	62.8	59.9
Avg. Dist. to Rail [m]	12.1	8.9	12.1	13.8	15.4	14.3
Avg. Stride Freq. [Hz]	2.4	2.5	2.4	2.4	2.4	2.3
Avg. Stride Length [m]	6.2	7.5	7.6	7.3	7.0	6.8



- [] Ranking at each section and finish
- :-:- No data available at this section
- NA No data available

Horse/Jockey Name	OUR GLAMOUR GIRL/Margaret Collett
Finish Rank	6
Fastest Section Time (Section)	0:10.78 (L1000)
Top Speed [km/h] (Section)	67.5 (Overall)
Race State	Finished



Thomas Farms RC Murray Bridge SA - Professional

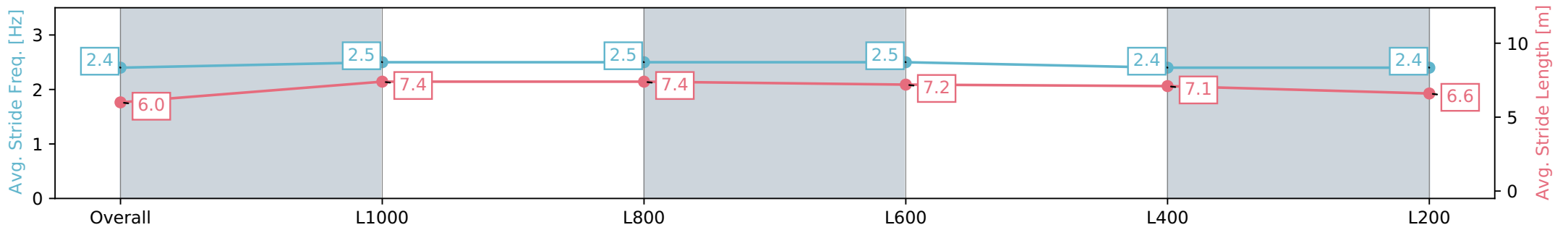
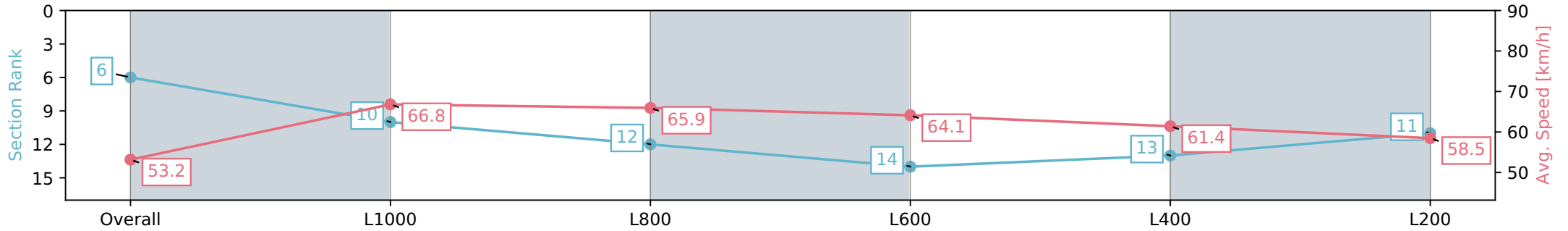
Race 2: Thomas Farms Maiden Plate - 1200m

01 May 2024 - 12:41PM

Track Rating: Good 4, Weather: Fine, Rail Position: +7m Entire



Section	Overall	L1000	L800	L600	L400	L200
Section Times	1:11.44 [6] (0:13.55)	0:57.89 [10] (0:10.78)	0:47.11 [12] (0:11.28)	0:35.82 [14] (0:11.77)	0:24.05 [13] (0:11.74)	0:12.31 [11] (0:12.31)
Average Speed [km/h]	53.2	66.8	65.9	64.1	61.4	58.5
Top Speed [km/h]	67.4	67.5	66.9	66.5	62.5	59.9
Avg. Dist. to Rail [m]	9.6	6.8	10.9	10.8	15.5	17.5
Avg. Stride Freq. [Hz]	2.4	2.5	2.5	2.5	2.4	2.4
Avg. Stride Length [m]	6.0	7.4	7.4	7.2	7.1	6.6



- [] Ranking at each section and finish
- :-:- No data available at this section
- NA No data available

Horse/Jockey Name	UNDERCOVER AGENT/Caitlyn Munro
Finish Rank	7
Fastest Section Time (Section)	0:10.75 (L1000)
Top Speed [km/h] (Section)	68.1 (L1000)
Race State	Finished



Thomas Farms RC Murray Bridge SA - Professional

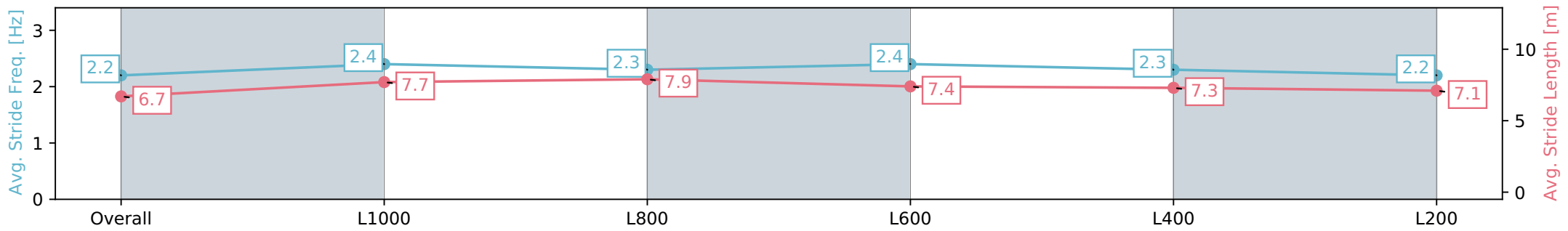
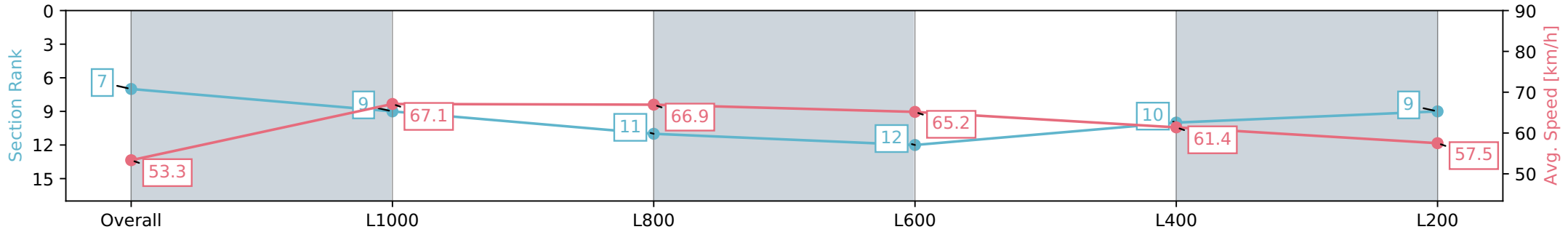
Race 2: Thomas Farms Maiden Plate - 1200m

01 May 2024 - 12:41PM

Track Rating: Good 4, Weather: Fine, Rail Position: +7m Entire



Section	Overall	L1000	L800	L600	L400	L200
Section Times	1:11.46 [7] (0:13.50)	0:57.96 [9] (0:10.75)	0:47.21 [11] (0:11.22)	0:35.99 [12] (0:11.73)	0:24.26 [10] (0:11.73)	0:12.53 [9] (0:12.53)
Average Speed [km/h]	53.3	67.1	66.9	65.2	61.4	57.5
Top Speed [km/h]	66.3	68.0	68.1	67.0	64.4	59.8
Avg. Dist. to Rail [m]	11.4	9.6	14.2	13.7	16.5	16.6
Avg. Stride Freq. [Hz]	2.2	2.4	2.3	2.4	2.3	2.2
Avg. Stride Length [m]	6.7	7.7	7.9	7.4	7.3	7.1



[] Ranking at each section and finish
 -:-:- No data available at this section
 NA No data available

Horse/Jockey Name	LUDO/Alana Livesey
Finish Rank	8
Fastest Section Time (Section)	0:10.52 (L1000)
Top Speed [km/h] (Section)	69.6 (L1000)
Race State	Finished



Thomas Farms RC Murray Bridge SA - Professional

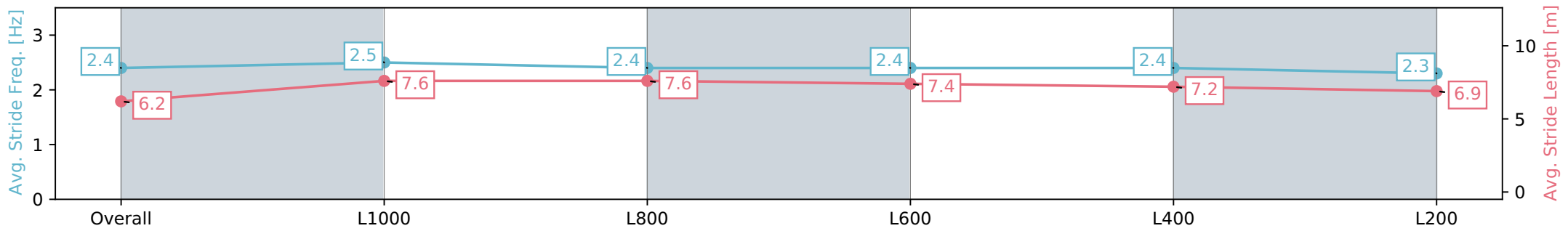
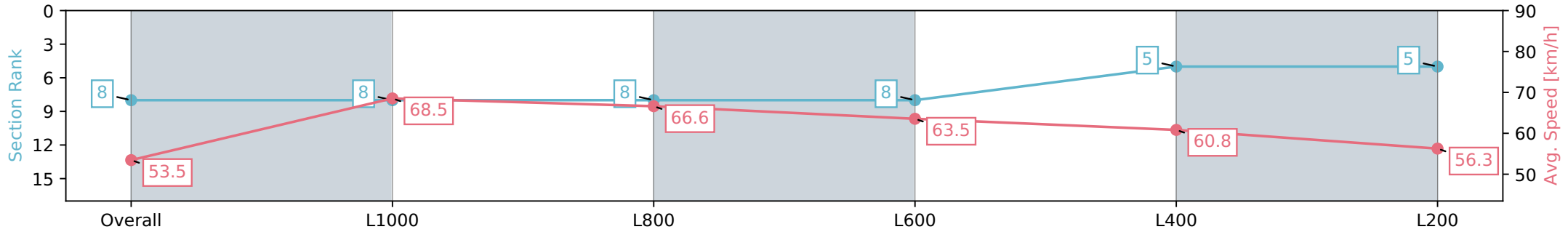
Race 2: Thomas Farms Maiden Plate - 1200m

01 May 2024 - 12:41PM

Track Rating: Good 4, Weather: Fine, Rail Position: +7m Entire



Section	Overall	L1000	L800	L600	L400	L200
Section Times	1:11.51 [8] (0:13.47)	0:58.04 [8] (0:10.52)	0:47.52 [8] (0:11.12)	0:36.40 [8] (0:11.76)	0:24.64 [5] (0:11.83)	0:12.81 [5] (0:12.81)
Average Speed [km/h]	53.5	68.5	66.6	63.5	60.8	56.3
Top Speed [km/h]	67.2	69.3	69.6	65.4	62.6	58.5
Avg. Dist. to Rail [m]	4.3	4.5	8.9	8.9	11.3	11.3
Avg. Stride Freq. [Hz]	2.4	2.5	2.4	2.4	2.4	2.3
Avg. Stride Length [m]	6.2	7.6	7.6	7.4	7.2	6.9



[] Ranking at each section and finish
 -:-:- No data available at this section
 NA No data available

Horse/Jockey Name	ALEXEIN/Ivy Lam
Finish Rank	9
Fastest Section Time (Section)	0:10.64 (L1000)
Top Speed [km/h] (Section)	68.5 (Overall)
Race State	Finished



Thomas Farms RC Murray Bridge SA - Professional

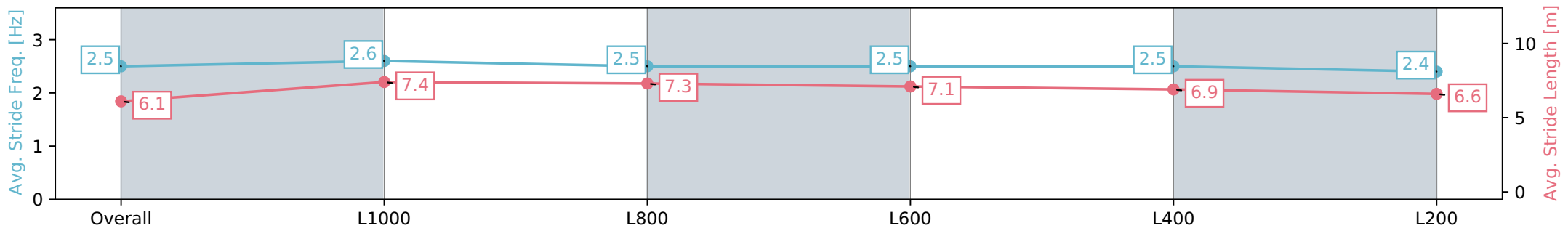
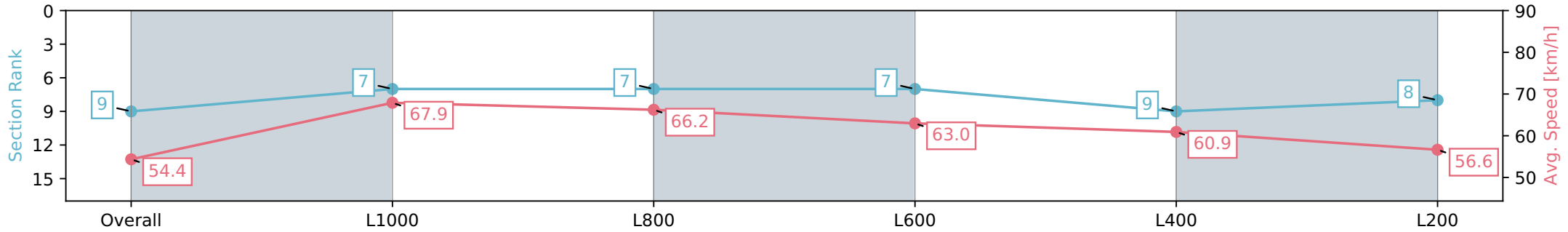
Race 2: Thomas Farms Maiden Plate - 1200m

01 May 2024 - 12:41PM

Track Rating: Good 4, Weather: Fine, Rail Position: +7m Entire



Section	Overall	L1000	L800	L600	L400	L200
Section Times	1:11.61 [9] (0:13.23)	0:58.38 [7] (0:10.64)	0:47.74 [7] (0:11.22)	0:36.52 [7] (0:12.00)	0:24.52 [9] (0:11.81)	0:12.71 [8] (0:12.71)
Average Speed [km/h]	54.4	67.9	66.2	63.0	60.9	56.6
Top Speed [km/h]	67.4	68.5	67.7	64.4	63.7	59.2
Avg. Dist. to Rail [m]	8.1	7.2	10.9	10.7	12.1	13.5
Avg. Stride Freq. [Hz]	2.5	2.6	2.5	2.5	2.5	2.4
Avg. Stride Length [m]	6.1	7.4	7.3	7.1	6.9	6.6



[] Ranking at each section and finish
 -:-:- No data available at this section
 NA No data available

Horse/Jockey Name	SAVETHEBESTTILLAST/Kayla Crowther
Finish Rank	10
Fastest Section Time (Section)	0:10.55 (L1000)
Top Speed [km/h] (Section)	69.6 (Overall)
Race State	Finished



Thomas Farms RC Murray Bridge SA - Professional

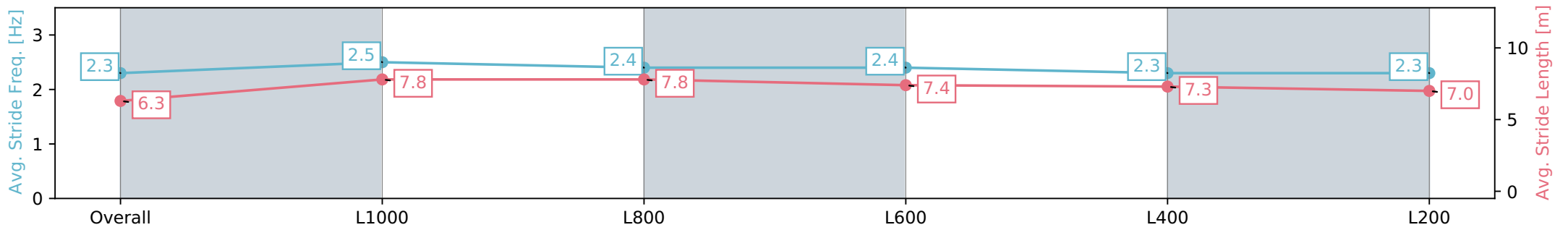
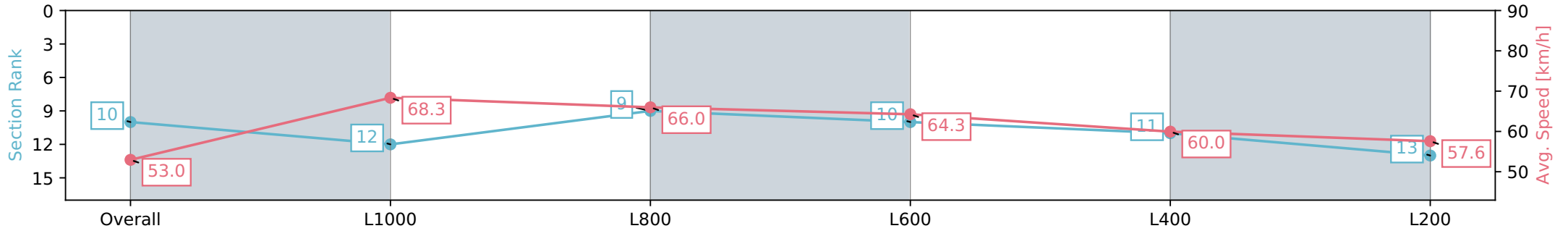
Race 2: Thomas Farms Maiden Plate - 1200m

01 May 2024 - 12:41PM

Track Rating: Good 4, Weather: Fine, Rail Position: +7m Entire



Section	Overall	L1000	L800	L600	L400	L200
Section Times	1:11.78 [10] (0:13.62)	0:58.16 [12] (0:10.55)	0:47.61 [9] (0:11.28)	0:36.32 [10] (0:11.80)	0:24.52 [11] (0:11.99)	0:12.53 [13] (0:12.53)
Average Speed [km/h]	53.0	68.3	66.0	64.3	60.0	57.6
Top Speed [km/h]	68.5	69.6	67.1	65.6	63.4	58.4
Avg. Dist. to Rail [m]	8.2	7.1	11.4	11.4	12.8	13.8
Avg. Stride Freq. [Hz]	2.3	2.5	2.4	2.4	2.3	2.3
Avg. Stride Length [m]	6.3	7.8	7.8	7.4	7.3	7.0



- [] Ranking at each section and finish
- :-:- No data available at this section
- NA No data available

Horse/Jockey Name	MEGASUN/Nichola Yuen
Finish Rank	11
Fastest Section Time (Section)	0:10.49 (L1000)
Top Speed [km/h] (Section)	69.5 (Overall)
Race State	Finished



Thomas Farms RC Murray Bridge SA - Professional

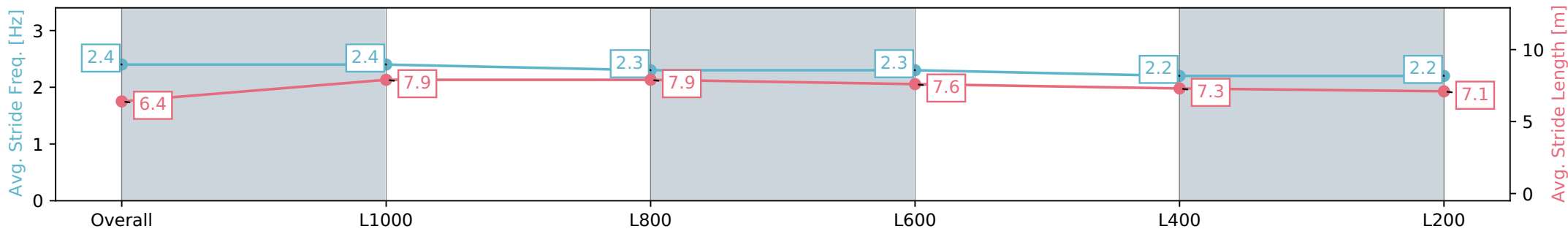
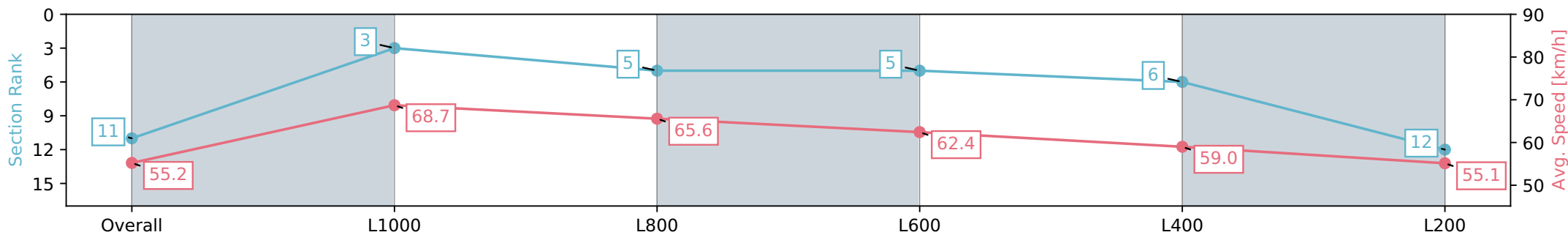
Race 2: Thomas Farms Maiden Plate - 1200m

01 May 2024 - 12:41PM

Track Rating: Good 4, Weather: Fine, Rail Position: +7m Entire



Section	Overall	L1000	L800	L600	L400	L200
Section Times	1:12.21 [11] (0:13.04)	0:59.17 [3] (0:10.49)	0:48.68 [5] (0:11.31)	0:37.37 [5] (0:12.13)	0:25.24 [6] (0:12.19)	0:13.05 [12] (0:13.05)
Average Speed [km/h]	55.2	68.7	65.6	62.4	59.0	55.1
Top Speed [km/h]	68.9	69.5	67.0	64.3	60.8	57.1
Avg. Dist. to Rail [m]	5.1	4.9	9.6	11.4	14.5	16.5
Avg. Stride Freq. [Hz]	2.4	2.4	2.3	2.3	2.2	2.2
Avg. Stride Length [m]	6.4	7.9	7.9	7.6	7.3	7.1



- [] Ranking at each section and finish
- :-:- No data available at this section
- NA No data available

Horse/Jockey Name	FRONTAL ATTACK/Dylan Caboche
Finish Rank	12
Fastest Section Time (Section)	0:10.40 (L1000)
Top Speed [km/h] (Section)	70.3 (Overall)
Race State	Finished



Thomas Farms RC Murray Bridge SA - Professional

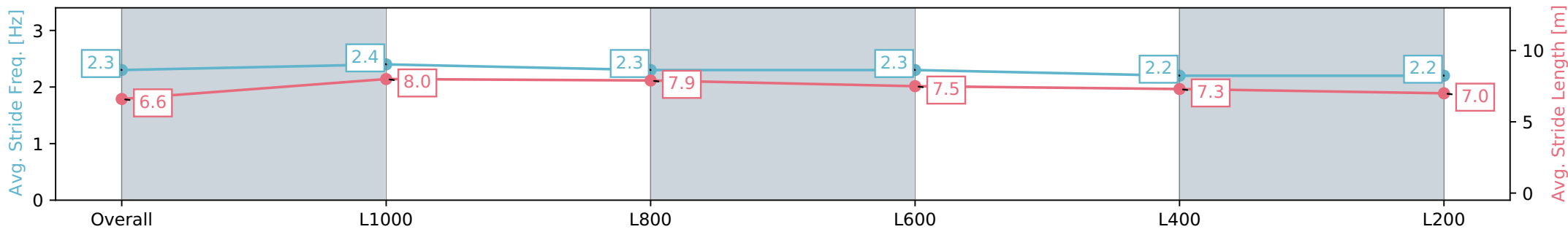
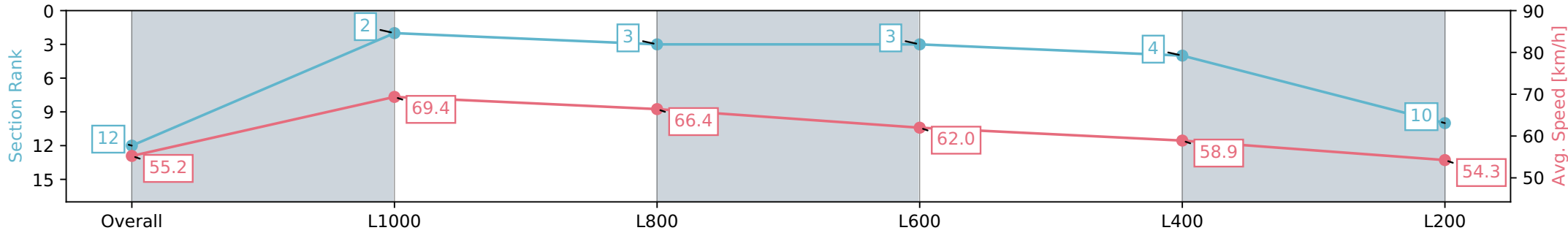
Race 2: Thomas Farms Maiden Plate - 1200m

01 May 2024 - 12:41PM

Track Rating: Good 4, Weather: Fine, Rail Position: +7m Entire



Section	Overall	L1000	L800	L600	L400	L200
Section Times	1:12.29 [12] (0:13.03)	0:59.26 [2] (0:10.40)	0:48.86 [3] (0:11.21)	0:37.65 [3] (0:12.18)	0:25.47 [4] (0:12.23)	0:13.24 [10] (0:13.24)
Average Speed [km/h]	55.2	69.4	66.4	62.0	58.9	54.3
Top Speed [km/h]	69.8	70.3	68.7	63.0	61.5	57.2
Avg. Dist. to Rail [m]	9.7	6.9	10.7	10.8	14.0	16.0
Avg. Stride Freq. [Hz]	2.3	2.4	2.3	2.3	2.2	2.2
Avg. Stride Length [m]	6.6	8.0	7.9	7.5	7.3	7.0



[] Ranking at each section and finish
 -:-:- No data available at this section
 NA No data available

Horse/Jockey Name	KAILEE'S BOY/Anna Jordsjo
Finish Rank	13
Fastest Section Time (Section)	0:10.59 (L1000)
Top Speed [km/h] (Section)	68.9 (L1000)
Race State	Finished



Thomas Farms RC Murray Bridge SA - Professional

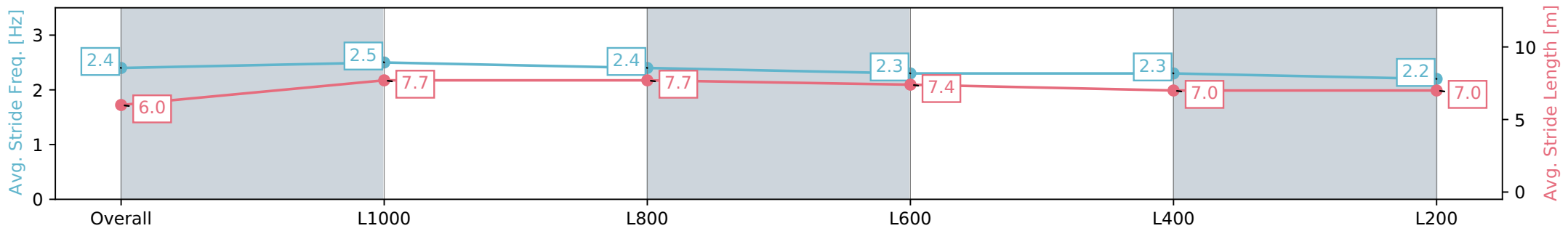
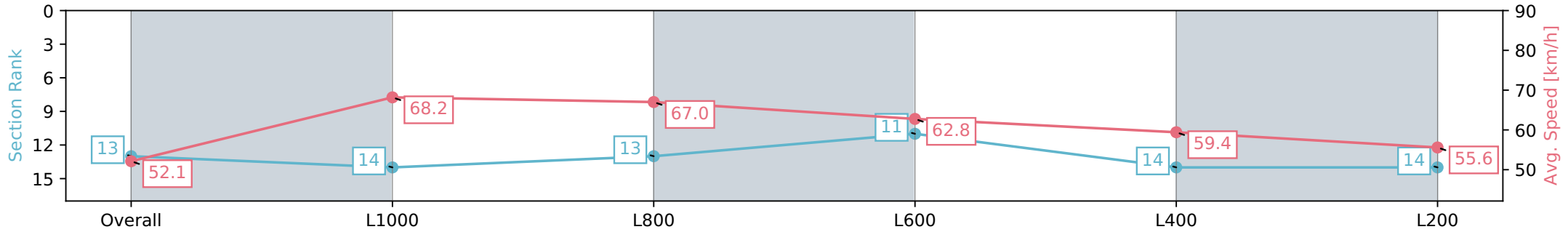
Race 2: Thomas Farms Maiden Plate - 1200m

01 May 2024 - 12:41PM

Track Rating: Good 4, Weather: Fine, Rail Position: +7m Entire



Section	Overall	L1000	L800	L600	L400	L200
Section Times	1:12.49 [13] (0:13.81)	0:58.68 [14] (0:10.59)	0:48.09 [13] (0:11.06)	0:37.03 [11] (0:11.94)	0:25.09 [14] (0:12.13)	0:12.96 [14] (0:12.96)
Average Speed [km/h]	52.1	68.2	67.0	62.8	59.4	55.6
Top Speed [km/h]	66.7	68.8	68.9	64.6	61.3	57.5
Avg. Dist. to Rail [m]	9.2	5.6	9.6	9.2	9.9	10.9
Avg. Stride Freq. [Hz]	2.4	2.5	2.4	2.3	2.3	2.2
Avg. Stride Length [m]	6.0	7.7	7.7	7.4	7.0	7.0



[] Ranking at each section and finish
 -:-:- No data available at this section
 NA No data available

Horse/Jockey Name	HURRY LOVE/Callan Murray
Finish Rank	14
Fastest Section Time (Section)	0:10.32 (L1000)
Top Speed [km/h] (Section)	71.1 (Overall)
Race State	Finished



Thomas Farms RC Murray Bridge SA - Professional

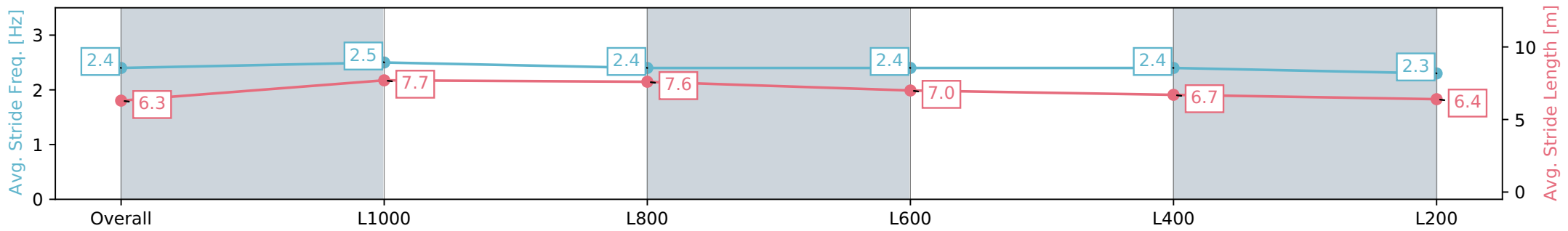
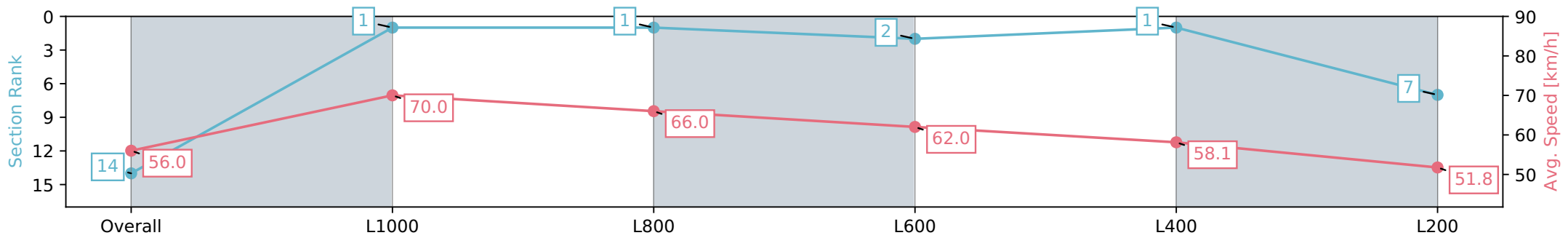
Race 2: Thomas Farms Maiden Plate - 1200m

01 May 2024 - 12:41PM

Track Rating: Good 4, Weather: Fine, Rail Position: +7m Entire



Section	Overall	L1000	L800	L600	L400	L200
Section Times	1:12.71 [14] (0:12.85)	0:59.86 [1] (0:10.32)	0:49.54 [1] (0:11.20)	0:38.34 [2] (0:12.05)	0:26.29 [1] (0:12.39)	0:13.90 [7] (0:13.90)
Average Speed [km/h]	56.0	70.0	66.0	62.0	58.1	51.8
Top Speed [km/h]	70.8	71.1	68.6	62.9	61.3	54.8
Avg. Dist. to Rail [m]	15.4	6.8	8.9	8.3	9.1	8.7
Avg. Stride Freq. [Hz]	2.4	2.5	2.4	2.4	2.4	2.3
Avg. Stride Length [m]	6.3	7.7	7.6	7.0	6.7	6.4



[] Ranking at each section and finish
 -:-:- No data available at this section
 NA No data available