



RACING SA

# Thomas Farms RC Murray Bridge SA Race 7: Sportsbet Same Race Multi Benchmark 56 Handicap - 1200m

03 April 2024 - 5:14PM



Track Rating: Good 4, Weather: Fine, Rail Position: +3m

Section												Overall	L1000	L800	L600	L400	L200		
Field Times												1:11.75	0:58.02	0:47.38	0:36.28	0:24.56	0:12.79		
												(0:13.73)	(0:10.64)	(0:11.09)	(0:11.72)	(0:11.79)	(0:12.79)		
Position	#	Horse/Jockey	Barrier	Top Speed [km/h]	Fastest Section	First 400m										Margin	Distance Travelled From Winner [m]		
1	5	JILLADORA	5	67.5	0:10.78	0:24.86	1:11.75	0:57.67 [4]	0:46.89 [4]	0:35.86 [4]	0:24.43 [3]	0:12.79 [1]	1:11.75						
		Kayla Crowther		1000-800	1000-800		(0:14.08)	(0:10.78)	(0:11.03)	(0:11.43)	(0:11.64)	(0:12.79)							
2	14	AMERICAN TROUBLE	14	67.5	0:10.84	0:25.18	1:12.06	0:57.72 [8]	0:46.88 [9]	0:35.78 [9]	0:24.18 [10]	0:12.46 [7]	0.31L		+3				
		Zoe Lloyd		800-600	1000-800		(0:14.34)	(0:10.84)	(0:11.10)	(0:11.60)	(0:11.72)	(0:12.46)							
3	4	DUBAI NIGHTS	4	67.8	0:10.73	0:25.43	1:12.14	0:57.44 [13]	0:46.71 [13]	0:35.73 [12]	0:24.36 [7]	0:12.68 [4]	0.08L		+0				
		Samuel Payne		800-600	1000-800		(0:14.70)	(0:10.73)	(0:10.98)	(0:11.37)	(0:11.68)	(0:12.68)							
4	1	SEVEN SECRETS	1	68.5	0:10.71	0:24.78	1:12.34	0:58.27 [3]	0:47.56 [3]	0:36.47 [3]	0:24.78 [4]	0:12.78 [6]	0.2L		-2				
		Alan Lai		1000-800	1000-800		(0:14.07)	(0:10.71)	(0:11.09)	(0:11.69)	(0:12.00)	(0:12.78)							
5	3	FOX GEM	3	68.4	0:10.68	0:24.60	1:12.35	0:58.43 [2]	0:47.75 [2]	0:36.67 [2]	0:25.18 [1]	0:13.33 [2]	0.01L		+1				
		Alice Lindsay		1000-800	1000-800		(0:13.92)	(0:10.68)	(0:11.08)	(0:11.49)	(0:11.85)	(0:13.33)							
6	6	BON HOMBRE	6	67.2	0:10.89	0:25.02	1:12.47	0:58.34 [5]	0:47.45 [5]	0:36.27 [7]	0:24.86 [5]	0:13.03 [3]	0.12L		+1				
		Stacey Metcalfe		1000-800	1000-800		(0:14.13)	(0:10.89)	(0:11.18)	(0:11.41)	(0:11.83)	(0:13.03)							
7	13	FRUSCIANTE	13	68.5	0:10.93	0:25.34	1:12.63	0:58.22 [12]	0:47.29 [12]	0:36.21 [13]	0:24.51 [13]	0:12.77 [11]	0.16L		+6				
		Jessica Eaton		800-600	1000-800		(0:14.41)	(0:10.93)	(0:11.08)	(0:11.70)	(0:11.74)	(0:12.77)							
8	7	LINES OF GLORY	7	68.2	0:10.75	0:25.14	1:12.73	0:58.34 [11]	0:47.59 [8]	0:36.60 [5]	0:25.02 [6]	0:12.90 [9]	0.1L		-3				
		John Kissick		800-600	1000-800		(0:14.39)	(0:10.75)	(0:10.99)	(0:11.57)	(0:12.12)	(0:12.90)							
9	8	SEAFARING	8	68.5	0:10.64	0:24.36	1:12.81	0:59.09 [1]	0:48.45 [1]	0:37.36 [1]	0:25.51 [2]	0:13.31 [5]	0.08L		-2				
		Dom Tourneur		1200-1000	1000-800		(0:13.72)	(0:10.64)	(0:11.09)	(0:11.85)	(0:12.20)	(0:13.31)							
10	10	KNICKPOINT	10	67.5	0:10.72	0:25.71	1:12.90	0:57.91 [14]	0:47.19 [14]	0:36.22 [14]	0:24.85 [12]	0:12.98 [12]	0.09L		-3				
		Tala Hutchinson		1000-800	1000-800		(0:14.99)	(0:10.72)	(0:10.97)	(0:11.37)	(0:11.87)	(0:12.98)							

Scratched: Free Vino (#2)

Report Created: Wed 03 April 2024 18:09:31 GMT+11 (Note: Timing is based on positional data)

- [ ] Position in running at each section and finish
- # Saddle cloth number
- :-:- No data available at this section
- █ Background shading for fastest section
- NA No data available



RACING SA

Thomas Farms RC Murray Bridge SA
Race 7: Sportsbet Same Race Multi Benchmark 56 Handicap - 1200m
03 April 2024 - 5:14PM



Track Rating: Good 4, Weather: Fine, Rail Position: +3m

Table with columns: Section, Field Times, Position, #, Horse/Jockey, Barrier, Top Speed [km/h], Fastest Section, First 400m, Overall, L1000, L800, L600, L400, L200, Margin, Distance Travelled From Winner [m]. Rows include horses like OBELOS, SPELMAN, SHEMA, FLY THE LINE, and DIDWEWIN.

Scratched: Free Vino (#2)

- [ ] Position in running at each section and finish
# Saddle cloth number
-:-:- No data available at this section
NA No data available
Background shading for fastest section

Horse/Jockey Name	JILLADORA
Finish Rank	1
Fastest Section Time (Section)	0:10.78 (L1000)
Top Speed [km/h] (Section)	67.5 (L1000)
Race State	Finished



Thomas Farms RC Murray Bridge SA - Professional

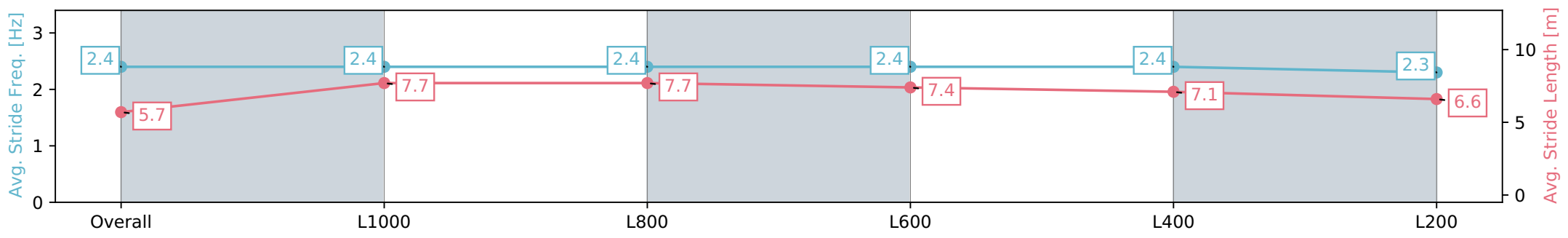
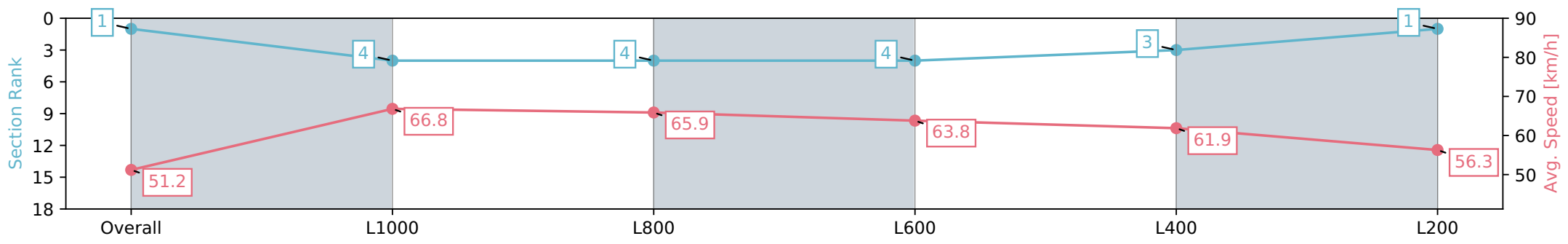
Race 7: Sportsbet Same Race Multi Benchmark 56  
Handicap - 1200m

03 April 2024 - 5:14PM



Track Rating: Good 4, Weather: Fine, Rail Position: +3m

Section	Overall	L1000	L800	L600	L400	L200
Section Times	1:11.75 [1] (0:14.08)	0:57.67 [4] (0:10.78)	0:46.89 [4] (0:11.03)	0:35.86 [4] (0:11.43)	0:24.43 [3] (0:11.64)	0:12.79 [1] (0:12.79)
Average Speed [km/h]	51.2	66.8	65.9	63.8	61.9	56.3
Top Speed [km/h]	65.6	67.5	66.7	65.2	63.4	59.8
Avg. Dist. to Rail [m]	1.0	1.1	3.1	3.2	6.7	7.6
Avg. Stride Freq. [Hz]	2.4	2.4	2.4	2.4	2.4	2.3
Avg. Stride Length [m]	5.7	7.7	7.7	7.4	7.1	6.6



- [ ] Ranking at each section and finish
- :-:- No data available at this section
- NA No data available

Horse/Jockey Name	AMERICAN TROUBLE
Finish Rank	2
Fastest Section Time (Section)	0:10.84 (L1000)
Top Speed [km/h] (Section)	67.5 (L800)
Race State	Finished



Thomas Farms RC Murray Bridge SA - Professional

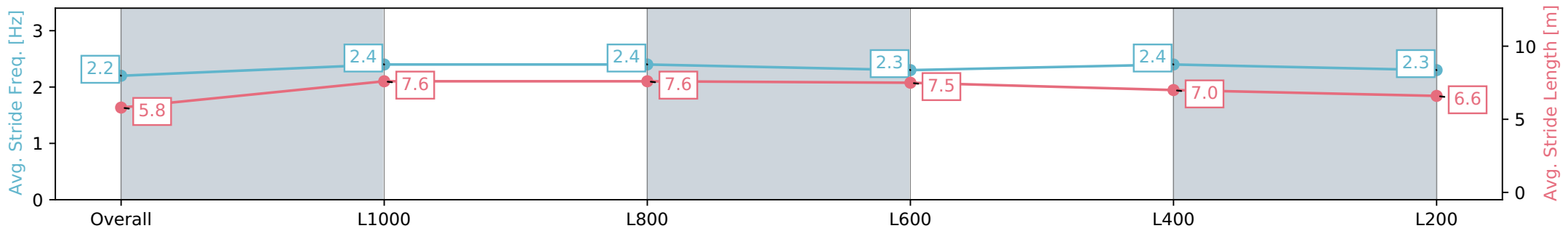
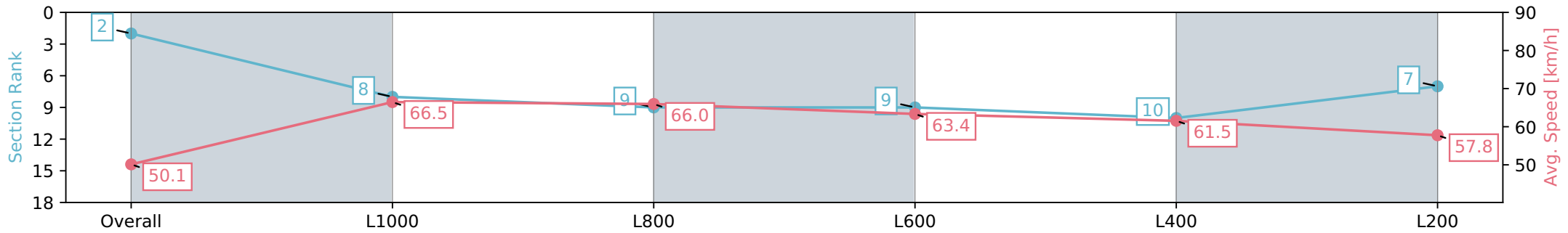
Race 7: Sportsbet Same Race Multi Benchmark 56  
Handicap - 1200m

03 April 2024 - 5:14PM



Track Rating: Good 4, Weather: Fine, Rail Position: +3m

Section	Overall	L1000	L800	L600	L400	L200
Section Times	1:12.06 [2] (0:14.34)	0:57.72 [8] (0:10.84)	0:46.88 [9] (0:11.10)	0:35.78 [9] (0:11.60)	0:24.18 [10] (0:11.72)	0:12.46 [7] (0:12.46)
Average Speed [km/h]	50.1	66.5	66.0	63.4	61.5	57.8
Top Speed [km/h]	65.3	67.5	67.5	64.7	63.3	59.7
Avg. Dist. to Rail [m]	3.8	0.7	4.6	5.4	9.1	9.2
Avg. Stride Freq. [Hz]	2.2	2.4	2.4	2.3	2.4	2.3
Avg. Stride Length [m]	5.8	7.6	7.6	7.5	7.0	6.6



- [ ] Ranking at each section and finish
- :-:- No data available at this section
- NA No data available

Horse/Jockey Name	DUBAI NIGHTS
Finish Rank	3
Fastest Section Time (Section)	0:10.73 (L1000)
Top Speed [km/h] (Section)	67.8 (L800)
Race State	Finished



Thomas Farms RC Murray Bridge SA - Professional

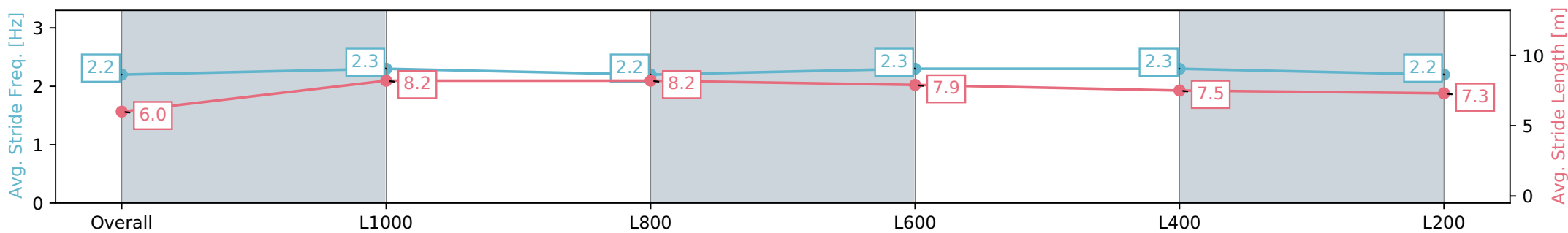
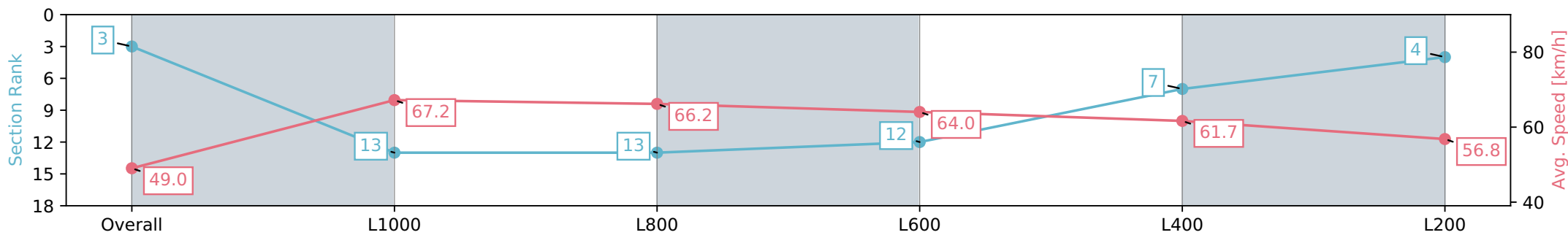
Race 7: Sportsbet Same Race Multi Benchmark 56  
Handicap - 1200m

03 April 2024 - 5:14PM



Track Rating: Good 4, Weather: Fine, Rail Position: +3m

Section	Overall	L1000	L800	L600	L400	L200
Section Times	1:12.14 [3] (0:14.70)	0:57.44 [13] (0:10.73)	0:46.71 [13] (0:10.98)	0:35.73 [12] (0:11.37)	0:24.36 [7] (0:11.68)	0:12.68 [4] (0:12.68)
Average Speed [km/h]	49.0	67.2	66.2	64.0	61.7	56.8
Top Speed [km/h]	66.2	67.7	67.8	65.2	63.4	59.1
Avg. Dist. to Rail [m]	4.9	1.1	2.9	3.2	5.7	6.9
Avg. Stride Freq. [Hz]	2.2	2.3	2.2	2.3	2.3	2.2
Avg. Stride Length [m]	6.0	8.2	8.2	7.9	7.5	7.3



- [ ] Ranking at each section and finish
- :-:- No data available at this section
- NA No data available

Horse/Jockey Name	SEVEN SECRETS
Finish Rank	4
Fastest Section Time (Section)	0:10.71 (L1000)
Top Speed [km/h] (Section)	68.5 (L1000)
Race State	Finished



Thomas Farms RC Murray Bridge SA - Professional

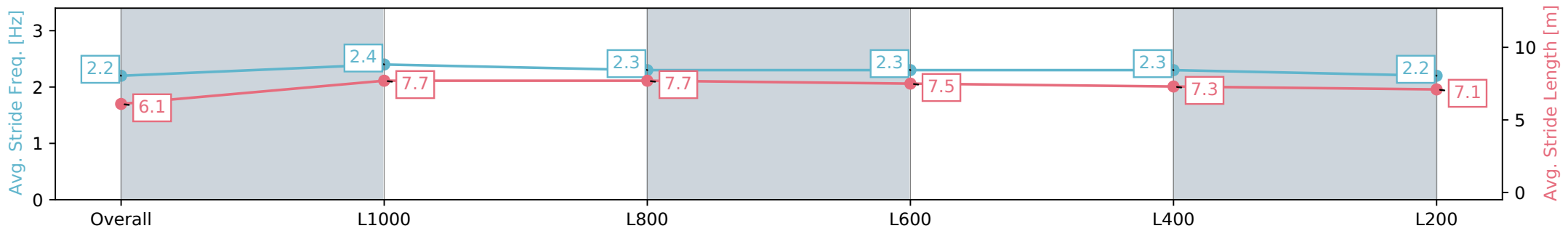
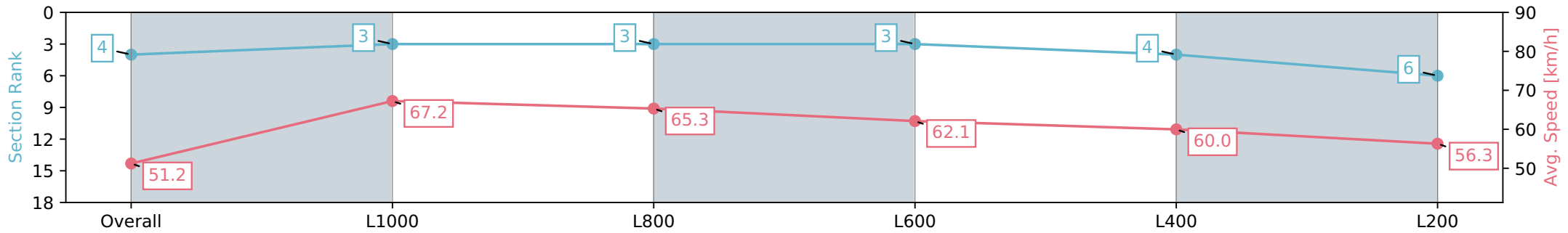
Race 7: Sportsbet Same Race Multi Benchmark 56  
Handicap - 1200m

03 April 2024 - 5:14PM



Track Rating: Good 4, Weather: Fine, Rail Position: +3m

Section	Overall	L1000	L800	L600	L400	L200
Section Times	1:12.34 [4] (0:14.07)	0:58.27 [3] (0:10.71)	0:47.56 [3] (0:11.09)	0:36.47 [3] (0:11.69)	0:24.78 [4] (0:12.00)	0:12.78 [6] (0:12.78)
Average Speed [km/h]	51.2	67.2	65.3	62.1	60.0	56.3
Top Speed [km/h]	65.7	68.5	67.6	63.3	61.3	58.6
Avg. Dist. to Rail [m]	1.3	2.2	2.0	2.0	4.0	5.2
Avg. Stride Freq. [Hz]	2.2	2.4	2.3	2.3	2.3	2.2
Avg. Stride Length [m]	6.1	7.7	7.7	7.5	7.3	7.1



- [ ] Ranking at each section and finish
- :-:- No data available at this section
- NA No data available

Horse/Jockey Name	FOX GEM
Finish Rank	5
Fastest Section Time (Section)	0:10.68 (L1000)
Top Speed [km/h] (Section)	68.4 (L1000)
Race State	Finished



Thomas Farms RC Murray Bridge SA - Professional

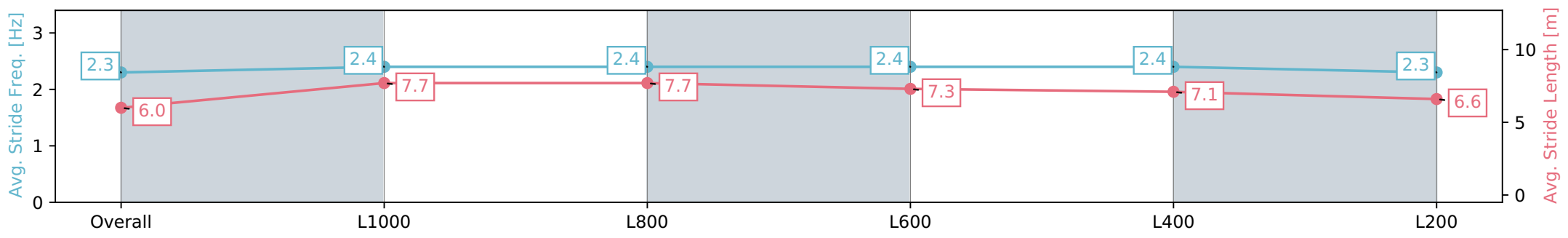
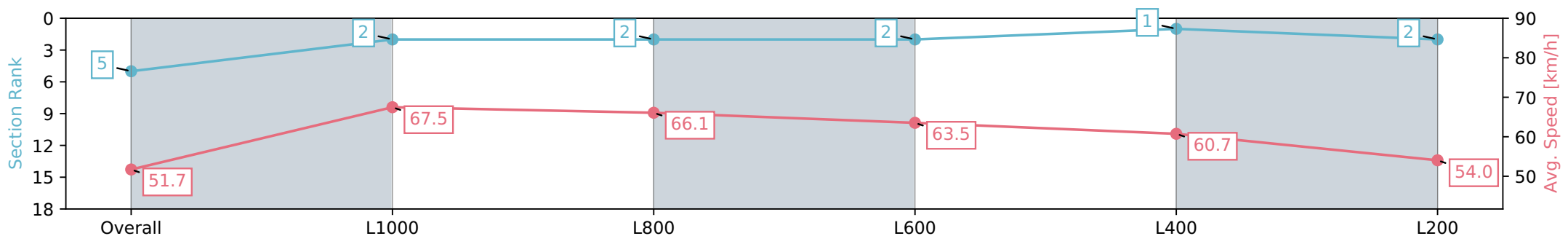
Race 7: Sportsbet Same Race Multi Benchmark 56  
Handicap - 1200m

03 April 2024 - 5:14PM

Track Rating: Good 4, Weather: Fine, Rail Position: +3m



Section	Overall	L1000	L800	L600	L400	L200
Section Times	1:12.35 [5] (0:13.92)	0:58.43 [2] (0:10.68)	0:47.75 [2] (0:11.08)	0:36.67 [2] (0:11.49)	0:25.18 [1] (0:11.85)	0:13.33 [2] (0:13.33)
Average Speed [km/h]	51.7	67.5	66.1	63.5	60.7	54.0
Top Speed [km/h]	66.8	68.4	68.0	64.7	63.2	57.1
Avg. Dist. to Rail [m]	1.8	1.8	5.0	3.5	4.8	5.6
Avg. Stride Freq. [Hz]	2.3	2.4	2.4	2.4	2.4	2.3
Avg. Stride Length [m]	6.0	7.7	7.7	7.3	7.1	6.6



- [ ] Ranking at each section and finish
- :-:- No data available at this section
- NA No data available

Horse/Jockey Name	BON HOMBRE
Finish Rank	6
Fastest Section Time (Section)	0:10.89 (L1000)
Top Speed [km/h] (Section)	67.2 (L1000)
Race State	Finished



Thomas Farms RC Murray Bridge SA - Professional

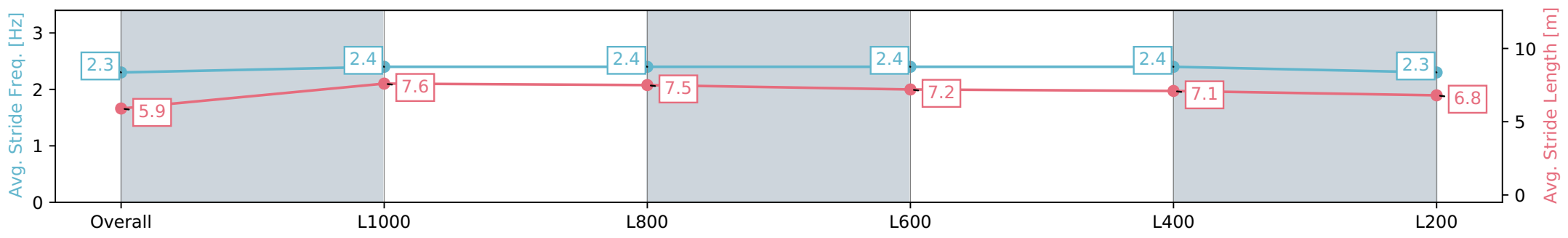
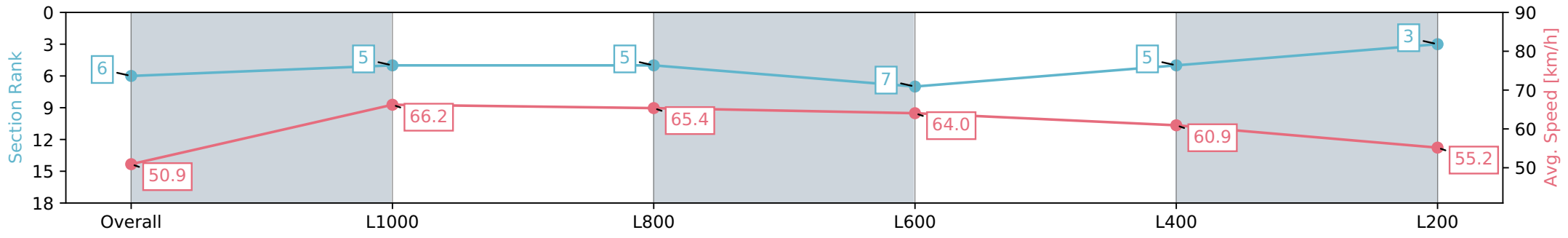
Race 7: Sportsbet Same Race Multi Benchmark 56  
Handicap - 1200m

03 April 2024 - 5:14PM



Track Rating: Good 4, Weather: Fine, Rail Position: +3m

Section	Overall	L1000	L800	L600	L400	L200
Section Times	1:12.47 [6] (0:14.13)	0:58.34 [5] (0:10.89)	0:47.45 [5] (0:11.18)	0:36.27 [7] (0:11.41)	0:24.86 [5] (0:11.83)	0:13.03 [3] (0:13.03)
Average Speed [km/h]	50.9	66.2	65.4	64.0	60.9	55.2
Top Speed [km/h]	66.1	67.2	67.2	65.8	64.1	57.8
Avg. Dist. to Rail [m]	2.4	1.1	5.0	3.8	7.9	9.6
Avg. Stride Freq. [Hz]	2.3	2.4	2.4	2.4	2.4	2.3
Avg. Stride Length [m]	5.9	7.6	7.5	7.2	7.1	6.8



- [ ] Ranking at each section and finish
- :-:- No data available at this section
- NA No data available



Horse/Jockey Name	FRUSCIANTE
Finish Rank	7
Fastest Section Time (Section)	0:10.93 (L1000)
Top Speed [km/h] (Section)	68.5 (L800)
Race State	Finished



Thomas Farms RC Murray Bridge SA - Professional

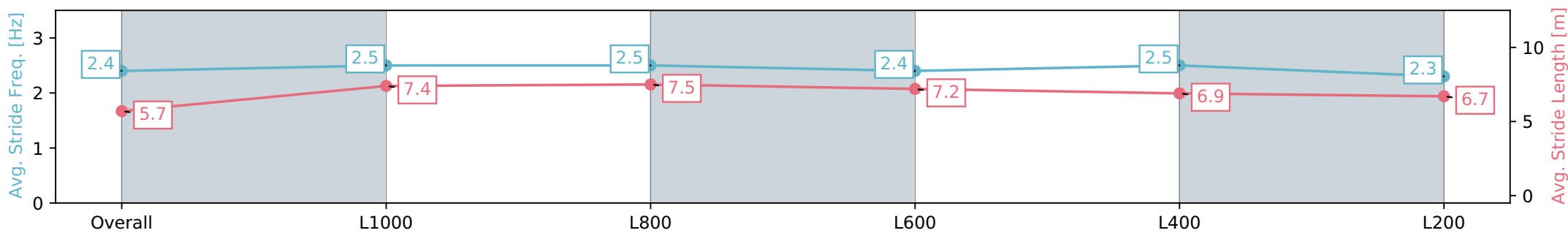
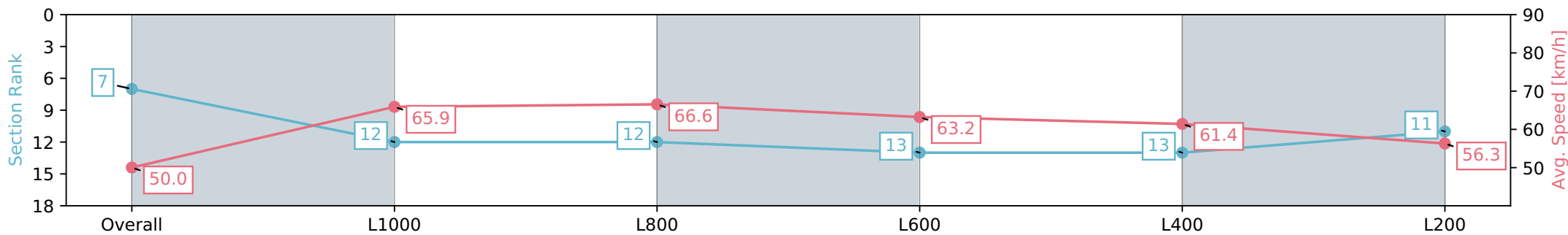
Race 7: Sportsbet Same Race Multi Benchmark 56  
Handicap - 1200m

03 April 2024 - 5:14PM



Track Rating: Good 4, Weather: Fine, Rail Position: +3m

Section	Overall	L1000	L800	L600	L400	L200
Section Times	1:12.63 [7] (0:14.41)	0:58.22 [12] (0:10.93)	0:47.29 [12] (0:11.08)	0:36.21 [13] (0:11.70)	0:24.51 [13] (0:11.74)	0:12.77 [11] (0:12.77)
Average Speed [km/h]	50.0	65.9	66.6	63.2	61.4	56.3
Top Speed [km/h]	63.6	67.4	68.5	65.7	63.5	59.3
Avg. Dist. to Rail [m]	7.4	2.8	6.8	7.4	14.5	14.7
Avg. Stride Freq. [Hz]	2.4	2.5	2.5	2.4	2.5	2.3
Avg. Stride Length [m]	5.7	7.4	7.5	7.2	6.9	6.7



- [ ] Ranking at each section and finish
- :-:- No data available at this section
- NA No data available

Horse/Jockey Name	LINES OF GLORY
Finish Rank	8
Fastest Section Time (Section)	0:10.75 (L1000)
Top Speed [km/h] (Section)	68.2 (L800)
Race State	Finished



Thomas Farms RC Murray Bridge SA - Professional

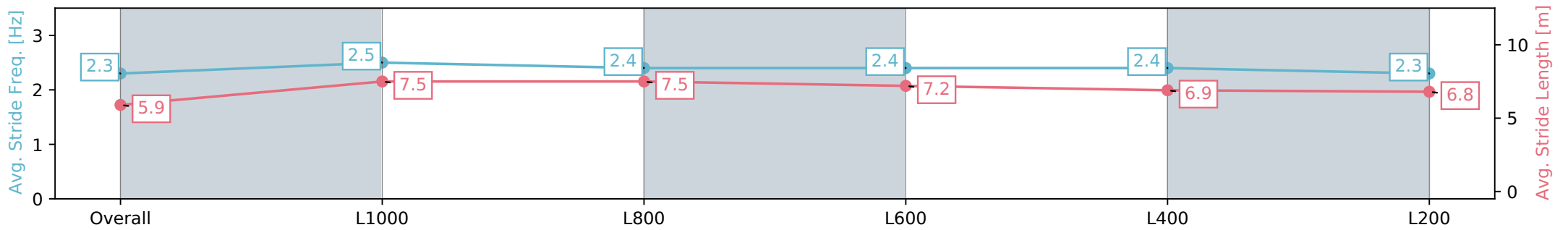
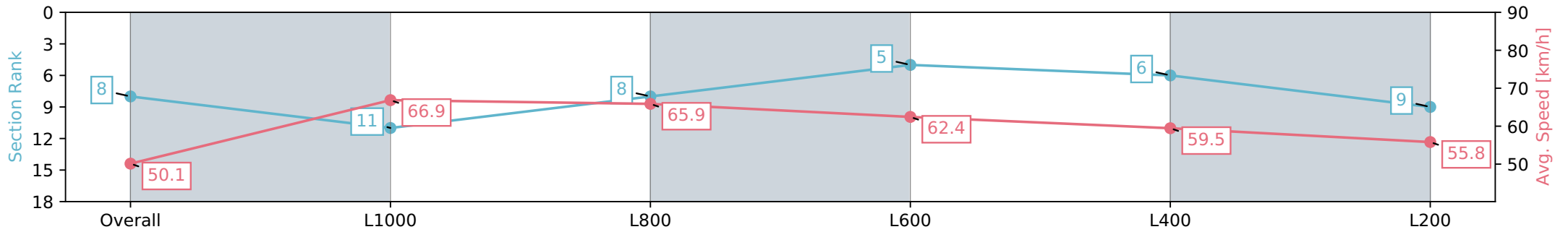
Race 7: Sportsbet Same Race Multi Benchmark 56  
Handicap - 1200m

03 April 2024 - 5:14PM



Track Rating: Good 4, Weather: Fine, Rail Position: +3m

Section	Overall	L1000	L800	L600	L400	L200
Section Times	1:12.73 [8] (0:14.39)	0:58.34 [11] (0:10.75)	0:47.59 [8] (0:10.99)	0:36.60 [5] (0:11.57)	0:25.02 [6] (0:12.12)	0:12.90 [9] (0:12.90)
Average Speed [km/h]	50.1	66.9	65.9	62.4	59.5	55.8
Top Speed [km/h]	66.1	67.7	68.2	64.3	62.9	57.5
Avg. Dist. to Rail [m]	1.6	2.1	1.7	1.5	5.3	6.4
Avg. Stride Freq. [Hz]	2.3	2.5	2.4	2.4	2.4	2.3
Avg. Stride Length [m]	5.9	7.5	7.5	7.2	6.9	6.8



- [ ] Ranking at each section and finish
- :-:- No data available at this section
- NA No data available

Horse/Jockey Name	SEAFARING
Finish Rank	9
Fastest Section Time (Section)	0:10.64 (L1000)
Top Speed [km/h] (Section)	68.5 (Overall)
Race State	Finished



Thomas Farms RC Murray Bridge SA - Professional

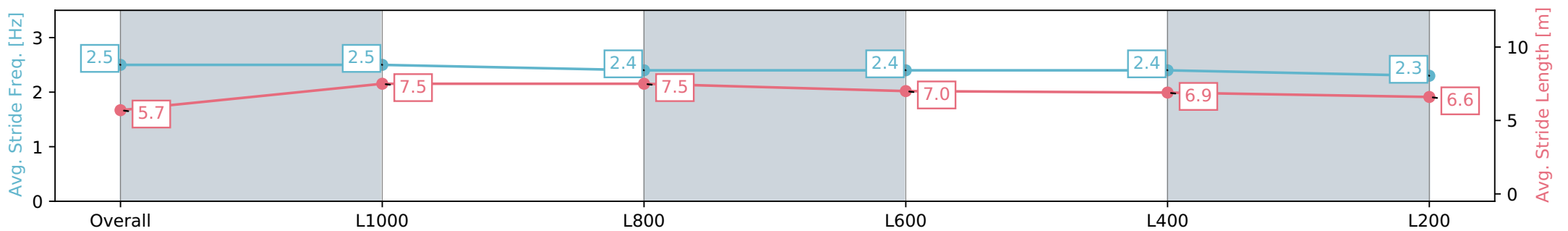
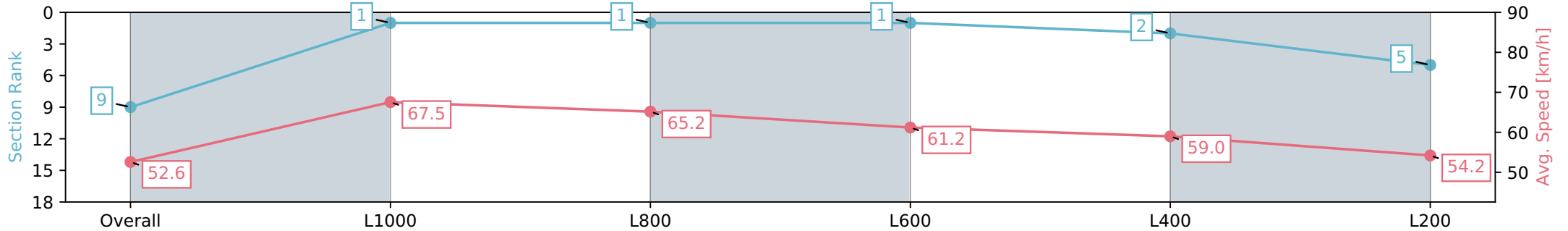
Race 7: Sportsbet Same Race Multi Benchmark 56  
Handicap - 1200m

03 April 2024 - 5:14PM



Track Rating: Good 4, Weather: Fine, Rail Position: +3m

Section	Overall	L1000	L800	L600	L400	L200
Section Times	1:12.81 [9] (0:13.72)	0:59.09 [1] (0:10.64)	0:48.45 [1] (0:11.09)	0:37.36 [1] (0:11.85)	0:25.51 [2] (0:12.20)	0:13.31 [5] (0:13.31)
Average Speed [km/h]	52.6	67.5	65.2	61.2	59.0	54.2
Top Speed [km/h]	68.5	68.4	67.0	63.1	60.4	56.3
Avg. Dist. to Rail [m]	5.9	2.0	1.1	1.9	3.2	4.0
Avg. Stride Freq. [Hz]	2.5	2.5	2.4	2.4	2.4	2.3
Avg. Stride Length [m]	5.7	7.5	7.5	7.0	6.9	6.6



[ ] Ranking at each section and finish  
 -:-:- No data available at this section  
 NA No data available

Horse/Jockey Name	KNICKPOINT
Finish Rank	10
Fastest Section Time (Section)	0:10.72 (L1000)
Top Speed [km/h] (Section)	67.5 (L1000)
Race State	Finished



Thomas Farms RC Murray Bridge SA - Professional

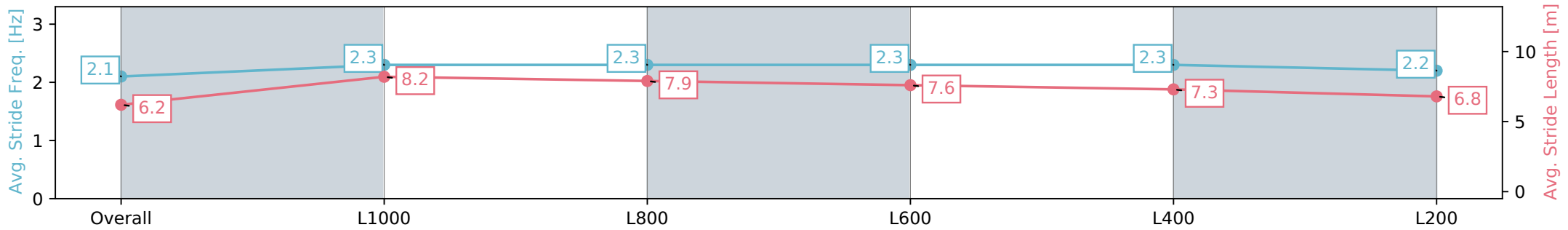
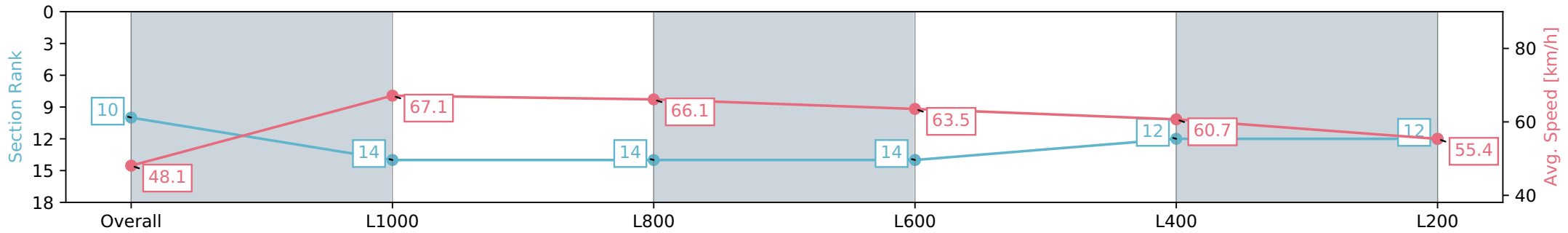
Race 7: Sportsbet Same Race Multi Benchmark 56  
Handicap - 1200m

03 April 2024 - 5:14PM



Track Rating: Good 4, Weather: Fine, Rail Position: +3m

Section	Overall	L1000	L800	L600	L400	L200
Section Times	1:12.90 [10] (0:14.99)	0:57.91 [14] (0:10.72)	0:47.19 [14] (0:10.97)	0:36.22 [14] (0:11.37)	0:24.85 [12] (0:11.87)	0:12.98 [12] (0:12.98)
Average Speed [km/h]	48.1	67.1	66.1	63.5	60.7	55.4
Top Speed [km/h]	66.2	67.5	67.4	64.3	62.9	57.7
Avg. Dist. to Rail [m]	5.5	0.5	2.1	1.1	2.3	3.4
Avg. Stride Freq. [Hz]	2.1	2.3	2.3	2.3	2.3	2.2
Avg. Stride Length [m]	6.2	8.2	7.9	7.6	7.3	6.8



[ ] Ranking at each section and finish  
 -:-:- No data available at this section  
 NA No data available

Horse/Jockey Name	OBELOS
Finish Rank	11
Fastest Section Time (Section)	0:10.76 (L1000)
Top Speed [km/h] (Section)	67.6 (L1000)
Race State	Finished



Thomas Farms RC Murray Bridge SA - Professional

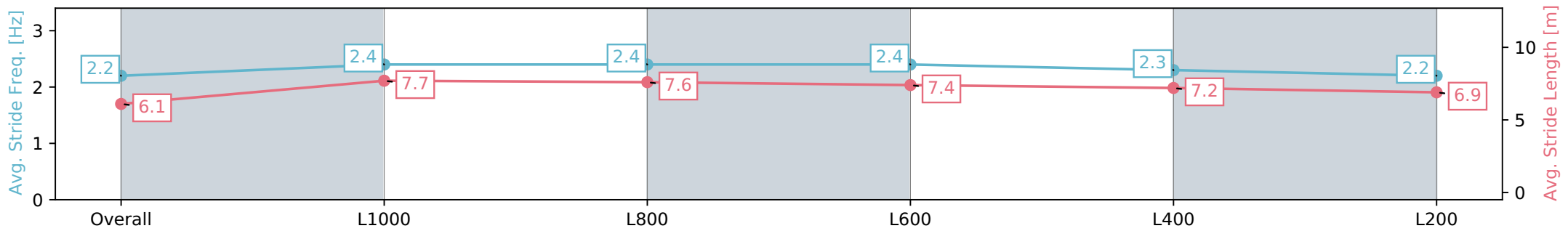
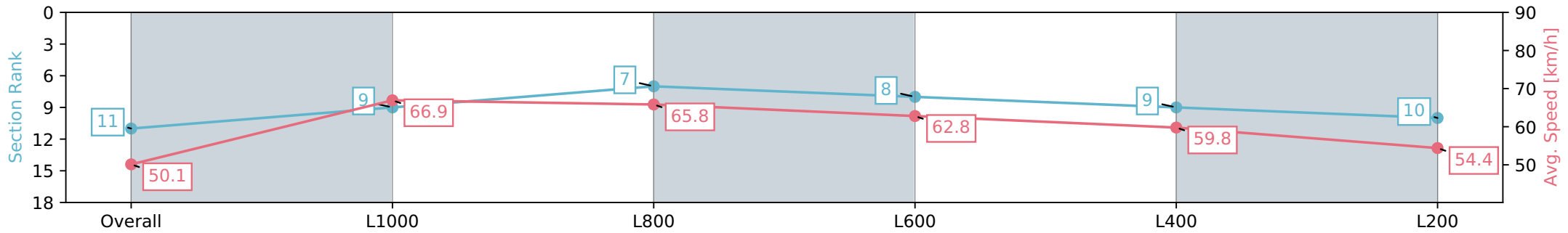
Race 7: Sportsbet Same Race Multi Benchmark 56  
Handicap - 1200m

03 April 2024 - 5:14PM



Track Rating: Good 4, Weather: Fine, Rail Position: +3m

Section	Overall	L1000	L800	L600	L400	L200
Section Times	1:13.07 [11] (0:14.37)	0:58.70 [9] (0:10.76)	0:47.94 [7] (0:11.08)	0:36.86 [8] (0:11.61)	0:25.25 [9] (0:12.04)	0:13.21 [10] (0:13.21)
Average Speed [km/h]	50.1	66.9	65.8	62.8	59.8	54.4
Top Speed [km/h]	66.9	67.6	67.4	64.4	61.9	58.0
Avg. Dist. to Rail [m]	1.5	0.6	3.5	3.3	5.7	7.8
Avg. Stride Freq. [Hz]	2.2	2.4	2.4	2.4	2.3	2.2
Avg. Stride Length [m]	6.1	7.7	7.6	7.4	7.2	6.9



- [ ] Ranking at each section and finish
- :-:- No data available at this section
- NA No data available

Horse/Jockey Name	SPELMAN
Finish Rank	12
Fastest Section Time (Section)	0:10.81 (L1000)
Top Speed [km/h] (Section)	67.8 (L800)
Race State	Finished



Thomas Farms RC Murray Bridge SA - Professional

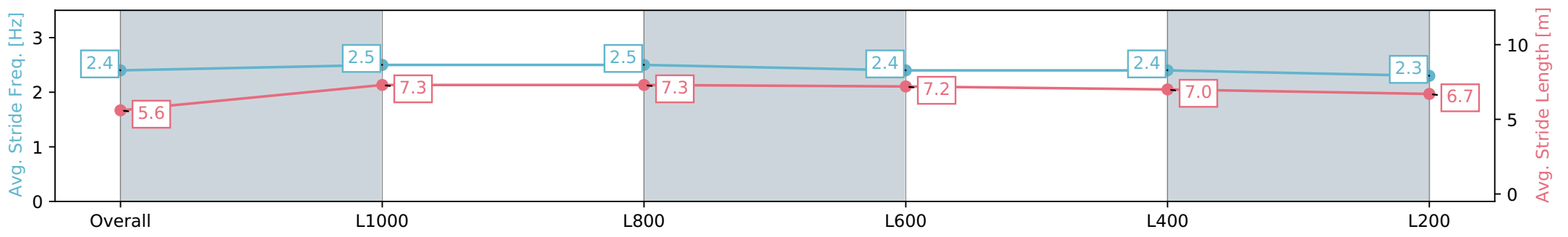
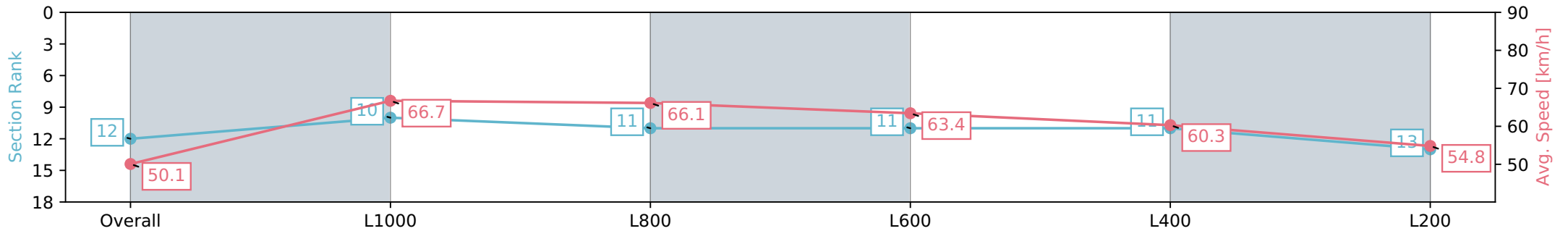
Race 7: Sportsbet Same Race Multi Benchmark 56  
Handicap - 1200m

03 April 2024 - 5:14PM



Track Rating: Good 4, Weather: Fine, Rail Position: +3m

Section	Overall	L1000	L800	L600	L400	L200
Section Times	1:13.07 [12] (0:14.37)	0:58.70 [10] (0:10.81)	0:47.89 [11] (0:11.19)	0:36.70 [11] (0:11.62)	0:25.08 [11] (0:11.95)	0:13.13 [13] (0:13.13)
Average Speed [km/h]	50.1	66.7	66.1	63.4	60.3	54.8
Top Speed [km/h]	65.2	67.5	67.8	65.1	63.0	57.1
Avg. Dist. to Rail [m]	5.6	2.3	7.7	6.2	11.2	13.0
Avg. Stride Freq. [Hz]	2.4	2.5	2.5	2.4	2.4	2.3
Avg. Stride Length [m]	5.6	7.3	7.3	7.2	7.0	6.7



[ ] Ranking at each section and finish  
 -:-:- No data available at this section  
 NA No data available

Horse/Jockey Name	SHEMA
Finish Rank	13
Fastest Section Time (Section)	0:10.92 (L1000)
Top Speed [km/h] (Section)	66.6 (L1000)
Race State	Finished



Thomas Farms RC Murray Bridge SA - Professional

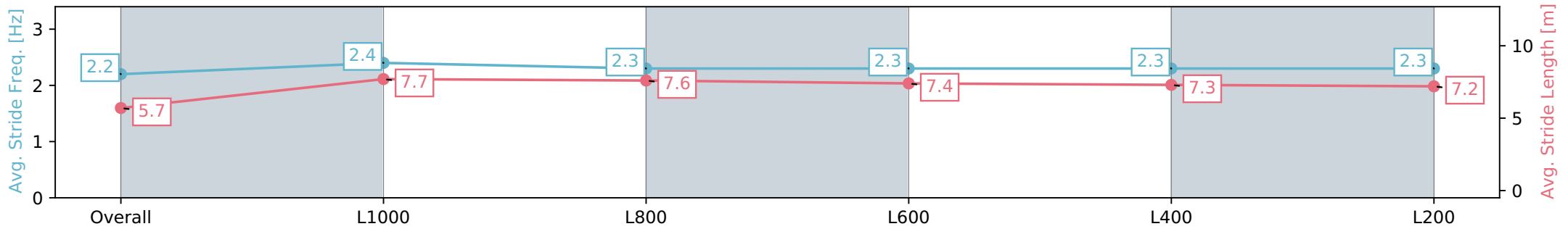
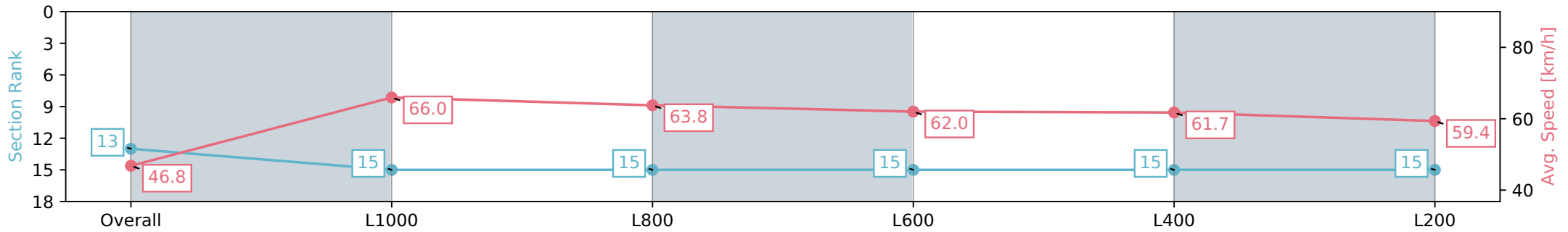
Race 7: Sportsbet Same Race Multi Benchmark 56  
Handicap - 1200m

03 April 2024 - 5:14PM



Track Rating: Good 4, Weather: Fine, Rail Position: +3m

Section	Overall	L1000	L800	L600	L400	L200
Section Times	1:13.17 [13] (0:15.40)	0:57.77 [15] (0:10.92)	0:46.85 [15] (0:11.36)	0:35.49 [15] (0:11.70)	0:23.79 [15] (0:11.66)	0:12.13 [15] (0:12.13)
Average Speed [km/h]	46.8	66.0	63.8	62.0	61.7	59.4
Top Speed [km/h]	64.7	66.6	66.3	62.8	63.1	61.3
Avg. Dist. to Rail [m]	1.8	1.6	2.0	2.0	4.7	6.8
Avg. Stride Freq. [Hz]	2.2	2.4	2.3	2.3	2.3	2.3
Avg. Stride Length [m]	5.7	7.7	7.6	7.4	7.3	7.2



- [ ] Ranking at each section and finish
- :-:- No data available at this section
- NA No data available

Horse/Jockey Name	FLY THE LINE
Finish Rank	14
Fastest Section Time (Section)	0:10.80 (L1000)
Top Speed [km/h] (Section)	67.6 (L800)
Race State	Finished



Thomas Farms RC Murray Bridge SA - Professional

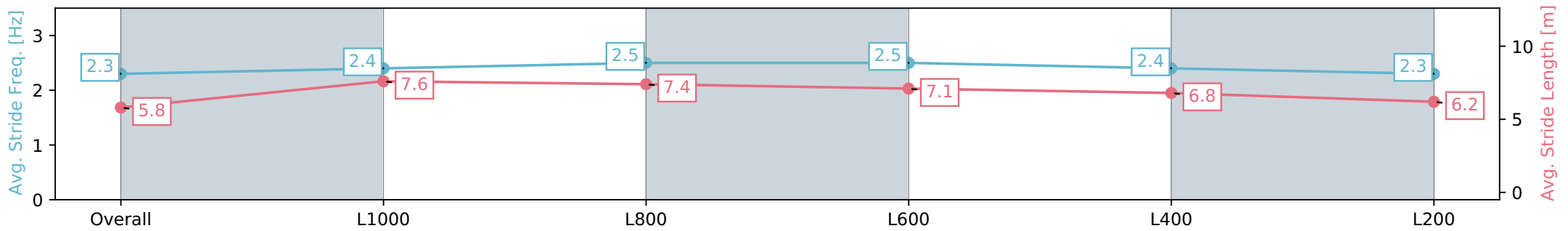
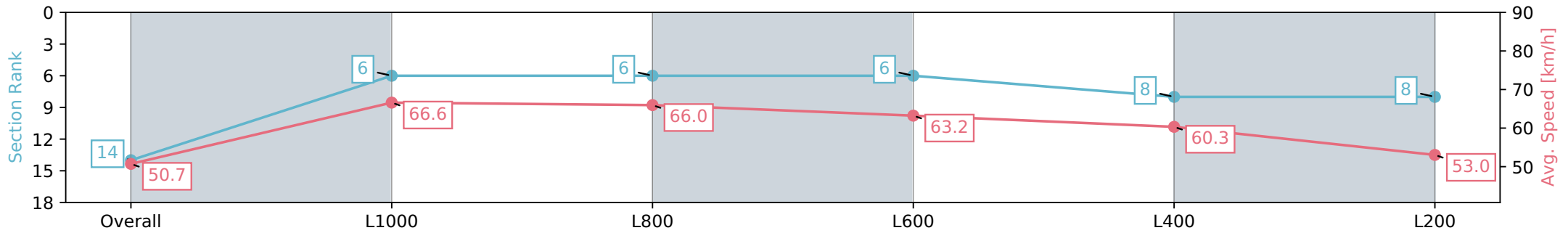
Race 7: Sportsbet Same Race Multi Benchmark 56  
Handicap - 1200m

03 April 2024 - 5:14PM



Track Rating: Good 4, Weather: Fine, Rail Position: +3m

Section	Overall	L1000	L800	L600	L400	L200
Section Times	1:13.32 [14] (0:14.22)	0:59.10 [6] (0:10.80)	0:48.30 [6] (0:11.11)	0:37.19 [6] (0:11.67)	0:25.52 [8] (0:11.93)	0:13.59 [8] (0:13.59)
Average Speed [km/h]	50.7	66.6	66.0	63.2	60.3	53.0
Top Speed [km/h]	66.2	67.2	67.6	64.2	63.8	56.6
Avg. Dist. to Rail [m]	3.9	1.1	5.2	6.1	10.0	11.7
Avg. Stride Freq. [Hz]	2.3	2.4	2.5	2.5	2.4	2.3
Avg. Stride Length [m]	5.8	7.6	7.4	7.1	6.8	6.2



- [ ] Ranking at each section and finish
- :-:- No data available at this section
- NA No data available



Horse/Jockey Name	DIDWEWIN
Finish Rank	15
Fastest Section Time (Section)	0:10.89 (L1000)
Top Speed [km/h] (Section)	67.5 (L800)
Race State	Finished



Thomas Farms RC Murray Bridge SA - Professional

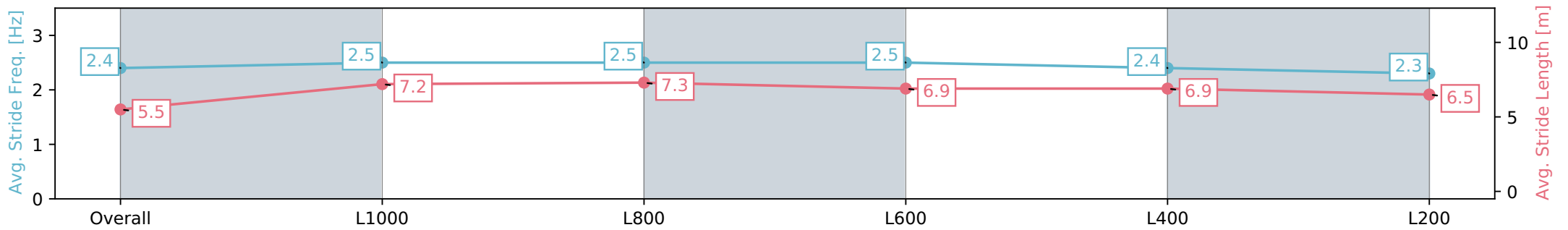
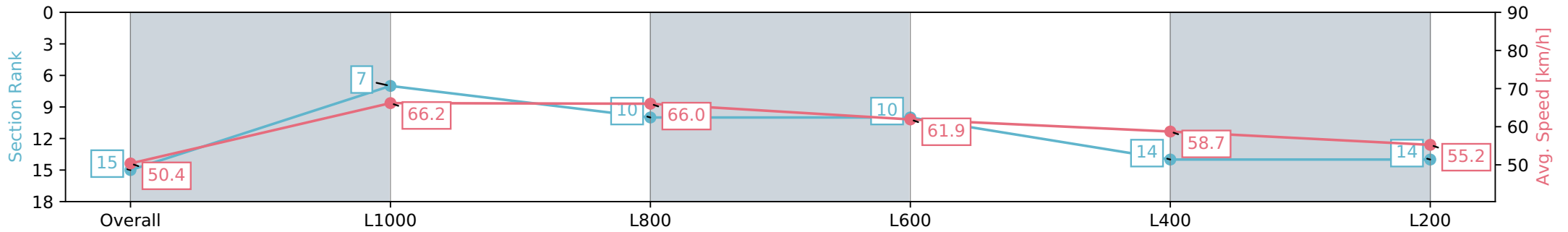
Race 7: Sportsbet Same Race Multi Benchmark 56  
Handicap - 1200m

03 April 2024 - 5:14PM



Track Rating: Good 4, Weather: Fine, Rail Position: +3m

Section	Overall	L1000	L800	L600	L400	L200
Section Times	1:13.61 [15] (0:14.28)	0:59.32 [7] (0:10.89)	0:48.43 [10] (0:11.15)	0:37.28 [10] (0:11.99)	0:25.29 [14] (0:12.26)	0:13.03 [14] (0:13.03)
Average Speed [km/h]	50.4	66.2	66.0	61.9	58.7	55.2
Top Speed [km/h]	65.5	67.0	67.5	63.6	60.6	57.4
Avg. Dist. to Rail [m]	7.0	1.7	6.1	7.6	9.9	9.9
Avg. Stride Freq. [Hz]	2.4	2.5	2.5	2.5	2.4	2.3
Avg. Stride Length [m]	5.5	7.2	7.3	6.9	6.9	6.5



- [ ] Ranking at each section and finish
- :-:- No data available at this section
- NA No data available