



# Thomas Farms RC Murray Bridge SA

## Race 6: Sportsbet Bet With Mates Rating 0 - 60 Handicap (Heat of Provincial Pathways Series) - 1600m



03 April 2024 - 4:37PM

Track Rating: Good 4, Weather: Fine, Rail Position: +3m

Section Field Times		Overall	L1400	L1200	L1000	L800	L600						
		1:37.27 (0:13.99)	1:23.28 (0:11.07)	1:12.20 (0:10.95)	1:01.25 (0:11.93)	0:49.32 (0:12.27)	0:37.05 (0:12.30)						
Position	#	Horse/Jockey	Barrier	Top Speed [km/h]	Fastest Section	First 400m					Distance Travelled From Winner [m]		
1	8	<b>BABY ALEX</b> Todd Pannell	8	65.5 1200-1000	0:11.16 1200-1000	0:25.87	1:37.27 (0:14.47)	1:22.80 [10] (0:11.40)	1:11.40 [11] (0:11.16)	1:00.24 [12] (0:11.80)	0:48.44 [11] (0:12.02)	0:36.42 [11] (0:12.00)	
2	3	<b>UPGRADE ME</b> Callan Murray	3	66.4 1200-1000	0:11.09 1200-1000	0:25.76	1:37.59 (0:14.48)	1:23.11 [11] (0:11.28)	1:11.83 [10] (0:11.09)	1:00.74 [10] (0:11.92)	0:48.82 [10] (0:12.01)	0:36.81 [10] (0:12.14)	-5
3	4	<b>FLAMBARD</b> Alana Livesey	4	67.4 1200-1000	0:11.15 1400-1200	0:25.33	1:37.65 (0:14.18)	1:23.47 [4] (0:11.15)	1:12.32 [5] (0:11.15)	1:01.17 [5] (0:11.98)	0:49.19 [6] (0:11.98)	0:37.21 [4] (0:12.07)	-3
4	5	<b>MYRTLE CREEK</b> Jacob Opperman	5	66.6 1200-1000	0:11.12 1200-1000	0:25.61	1:38.02 (0:14.36)	1:23.66 [8] (0:11.25)	1:12.41 [8] (0:11.12)	1:01.29 [8] (0:11.85)	0:49.44 [9] (0:11.99)	0:37.45 [6] (0:12.13)	+0
5	10	<b>VERZENAY</b> Sophie Logan	10	65.2 1400-1200	0:11.15 1400-1200	0:25.41	1:38.05 (0:14.26)	1:23.79 [6] (0:11.15)	1:12.64 [7] (0:11.21)	1:01.43 [7] (0:11.86)	0:49.57 [7] (0:12.14)	0:37.43 [7] (0:12.18)	-4
6	9	<b>PULAMBI</b> Rochelle Milnes	9	66.1 1200-1000	0:11.09 1200-1000	0:25.15	1:38.19 (0:14.04)	1:24.15 [2] (0:11.11)	1:13.04 [3] (0:11.09)	1:01.95 [3] (0:11.96)	0:49.99 [4] (0:12.27)	0:37.72 [5] (0:12.32)	-7
7	2	<b>PUNCHIN</b> Kayla Crowther	2	65.5 1400-1200	0:11.07 1400-1200	0:25.06	1:38.73 (0:13.99)	1:24.74 [1] (0:11.07)	1:13.67 [1] (0:11.25)	1:02.42 [4] (0:11.87)	0:50.55 [3] (0:12.17)	0:38.38 [3] (0:12.26)	-3
8	1	<b>BADISS</b> Caitlin Jones	1	65.6 1400-1200	0:11.09 1400-1200	0:25.39	1:38.80 (0:14.30)	1:24.50 [7] (0:11.09)	1:13.41 [6] (0:11.19)	1:02.22 [6] (0:11.87)	0:50.35 [5] (0:12.22)	0:38.13 [9] (0:12.27)	-7
9	6	<b>KING OF AVALON</b> Alice Lindsay	6	66.0 1200-1000	0:11.13 1200-1000	0:25.65	1:38.87 (0:14.39)	1:24.48 [9] (0:11.26)	1:13.22 [9] (0:11.13)	1:02.09 [9] (0:11.79)	0:50.30 [8] (0:12.09)	0:38.21 [8] (0:12.49)	+1
10	7	<b>TINY REBEL</b> Samuel Payne	7	67.9 1200-1000	0:10.78 1200-1000	0:25.24	1:39.24 (0:14.19)	1:25.05 [5] (0:11.05)	1:14.00 [4] (0:10.78)	1:03.22 [1] (0:12.04)	0:51.18 [2] (0:12.21)	0:38.97 [2] (0:12.37)	-6

Report Created: Wed 03 April 2024 17:28:33 GMT+11 (Note: Timing is based on positional data)

[ ] Position in running at each section and finish # Saddle cloth number  
 -:-:- No data available at this section ■ Background shading for fastest section  
 NA No data available



# Thomas Farms RC Murray Bridge SA

## Race 6: Sportsbet Bet With Mates Rating 0 - 60 Handicap (Heat of Provincial Pathways Series) - 1600m



03 April 2024 - 4:37PM

Track Rating: Good 4, Weather: Fine, Rail Position: +3m

Section	Overall	L1400	L1200	L1000	L800	L600
Field Times	1:37.27 (0:13.99)	1:23.28 (0:11.07)	1:12.20 (0:10.95)	1:01.25 (0:11.93)	0:49.32 (0:12.27)	0:37.05 (0:12.30)

Position	#	Horse/Jockey	Barrier	Top Speed [km/h]	Fastest Section	First 400m	Overall	L1400	L1200	L1000	L800	L600	Distance Travelled From Winner [m]
11	12	<b>SIRMAZE</b> Tala Hutchinson	12	66.8 1200-1000	0:10.96 1200-1000	0:25.09	1:39.51 (0:14.04)	1:25.47 [3] (0:11.05)	1:14.42 [2] (0:10.96)	1:03.46 [2] (0:11.89)	0:51.57 [1] (0:12.27)	0:39.30 [1] (0:12.37)	-7
12	11	<b>THE MINIVAN</b> Caitlin Tootell	11	66.8 1400-1200	0:10.91 1400-1200	0:25.90	1:40.05 (0:14.99)	1:25.06 [12] (0:10.91)	1:14.15 [12] (0:10.99)	1:03.16 [11] (0:12.21)	0:50.95 [12] (0:12.48)	0:38.47 [12] (0:12.43)	-9

- [ ] Position in running at each section and finish
- # Saddle cloth number
- :-:- No data available at this section
- Background shading for fastest section
- NA No data available



# Thomas Farms RC Murray Bridge SA

## Race 6: Sportsbet Bet With Mates Rating 0 - 60 Handicap (Heat of Provincial Pathways Series) - 1600m



03 April 2024 - 4:37PM

Track Rating: Good 4, Weather: Fine, Rail Position: +3m

Section Field Times						L400	L200						
						0:24.76	0:12.66						
						(0:12.10)	(0:12.66)						
Position	#	Horse/Jockey	Barrier	Top Speed [km/h]	Fastest Section	First 400m			Margin				Distance Travelled From Winner [m]
1	8	<b>BABY ALEX</b>	8	65.5	0:11.16	0:25.87	0:24.42 [8]	0:12.66 [1]	1:37.27				
		Todd Pannell		1200-1000	1200-1000		(0:11.76)	(0:12.66)					
2	3	<b>UPGRADE ME</b>	3	66.4	0:11.09	0:25.76	0:24.67 [9]	0:12.64 [4]	0.32L				-5
		Callan Murray		1200-1000	1200-1000		(0:12.03)	(0:12.64)					
3	4	<b>FLAMBARD</b>	4	67.4	0:11.15	0:25.33	0:25.14 [1]	0:12.89 [2]	0.06L				-3
		Alana Livesey		1200-1000	1400-1200		(0:12.25)	(0:12.89)					
4	5	<b>MYRTLE CREEK</b>	5	66.6	0:11.12	0:25.61	0:25.32 [5]	0:13.08 [3]	0.37L				+0
		Jacob Opperman		1200-1000	1200-1000		(0:12.24)	(0:13.08)					
5	10	<b>VERZENAY</b>	10	65.2	0:11.15	0:25.41	0:25.25 [7]	0:12.95 [5]	0.03L				-4
		Sophie Logan		1400-1200	1400-1200		(0:12.30)	(0:12.95)					
6	9	<b>PULAMBI</b>	9	66.1	0:11.09	0:25.15	0:25.40 [6]	0:12.60 [10]	0.14L				-7
		Rochelle Milnes		1200-1000	1200-1000		(0:12.80)	(0:12.60)					
7	2	<b>PUNCHIN</b>	2	65.5	0:11.07	0:25.06	0:26.12 [3]	0:13.59 [6]	0.54L				-3
		Kayla Crowther		1400-1200	1400-1200		(0:12.53)	(0:13.59)					
8	1	<b>BADISS</b>	1	65.6	0:11.09	0:25.39	0:25.86 [10]	0:13.47 [7]	0.07L				-7
		Caitlin Jones		1400-1200	1400-1200		(0:12.39)	(0:13.47)					
9	6	<b>KING OF AVALON</b>	6	66.0	0:11.13	0:25.65	0:25.72 [11]	0:13.23 [11]	0.07L				+1
		Alice Lindsay		1200-1000	1200-1000		(0:12.49)	(0:13.23)					
10	7	<b>TINY REBEL</b>	7	67.9	0:10.78	0:25.24	0:26.60 [4]	0:13.84 [8]	0.37L				-6
		Samuel Payne		1200-1000	1200-1000		(0:12.76)	(0:13.84)					

- [ ] Position in running at each section and finish
- # Saddle cloth number
- :-:- No data available at this section
- Background shading for fastest section
- NA No data available



# Thomas Farms RC Murray Bridge SA

## Race 6: Sportsbet Bet With Mates Rating 0 - 60 Handicap (Heat of Provincial Pathways Series) - 1600m

03 April 2024 - 4:37PM



Track Rating: Good 4, Weather: Fine, Rail Position: +3m

Section  
Field Times

L400  
0:24.76  
(0:12.10)

L200  
0:12.66  
(0:12.66)

Position	#	Horse/Jockey	Barrier	Top Speed [km/h]	Fastest Section	First 400m	L400	L200	Margin						Distance Travelled From Winner [m]
11	12	<b>SIRMAZE</b> Tala Hutchinson	12	66.8 1200-1000	0:10.96 1200-1000	0:25.09	0:26.93 [2] (0:12.83)	0:14.10 [9] (0:14.10)	0.27L						-7
12	11	<b>THE MINIVAN</b> Caitlin Tootell	11	66.8 1400-1200	0:10.91 1400-1200	0:25.90	0:26.04 [12] (0:12.41)	0:13.63 [12] (0:13.63)	0.54L						-9

- [ ] Position in running at each section and finish
- # Saddle cloth number
- :-:- No data available at this section
- Background shading for fastest section
- NA No data available

Horse/Jockey Name	BABY ALEX
Finish Rank	1
Fastest Section Time (Section)	0:11.16 (L1200)
Top Speed [km/h] (Section)	65.5 (L1200)
Race State	Finished



Thomas Farms RC Murray Bridge SA - Professional

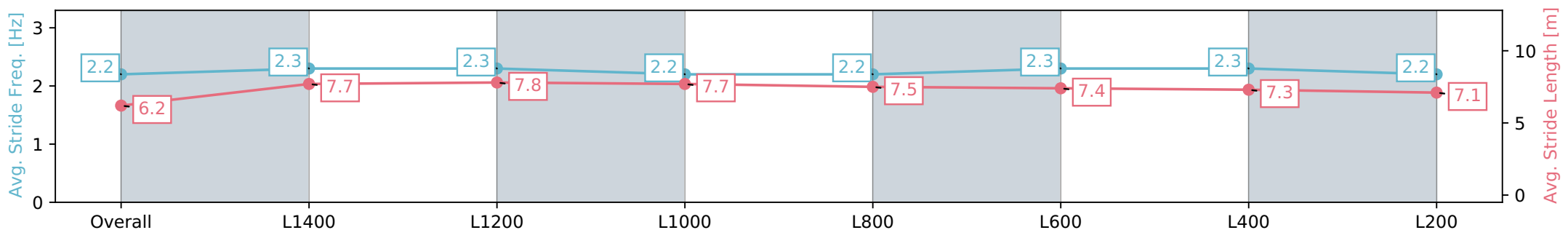
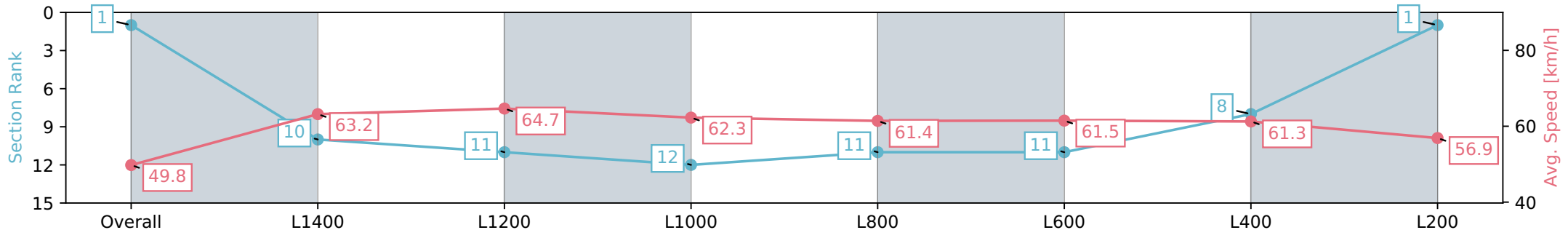
Race 6: Sportsbet Bet With Mates Rating 0 - 60 Handicap  
(Heat of Provincial Pathways Series) - 1600m

03 April 2024 - 4:37PM

Track Rating: Good 4, Weather: Fine, Rail Position: +3m



Section	Overall	L1400	L1200	L1000	L800	L600	L400	L200
Section Times	1:37.27 [1] (0:14.47)	1:22.80 [10] (0:11.40)	1:11.40 [11] (0:11.16)	1:00.24 [12] (0:11.80)	0:48.44 [11] (0:12.02)	0:36.42 [11] (0:12.00)	0:24.42 [8] (0:11.76)	0:12.66 [1] (0:12.66)
Average Speed [km/h]	49.8	63.2	64.7	62.3	61.4	61.5	61.3	56.9
Top Speed [km/h]	64.4	64.3	65.5	63.4	62.7	62.2	62.0	59.6
Avg. Dist. to Rail [m]	8.0	5.1	2.7	4.0	4.9	6.2	9.7	10.2
Avg. Stride Freq. [Hz]	2.2	2.3	2.3	2.2	2.2	2.3	2.3	2.2
Avg. Stride Length [m]	6.2	7.7	7.8	7.7	7.5	7.4	7.3	7.1



Report Created: Wed 03 April 2024 17:28:37 GMT+11 (Note: Timing is based on positional data)

- [ ] Ranking at each section and finish
- :-:- No data available at this section
- NA No data available

Horse/Jockey Name	UPGRADE ME
Finish Rank	2
Fastest Section Time (Section)	0:11.09 (L1200)
Top Speed [km/h] (Section)	66.4 (L1200)
Race State	Finished



Thomas Farms RC Murray Bridge SA - Professional

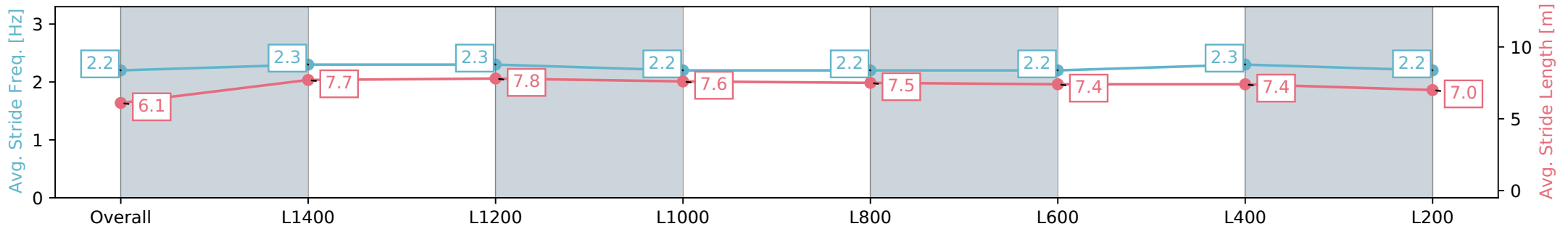
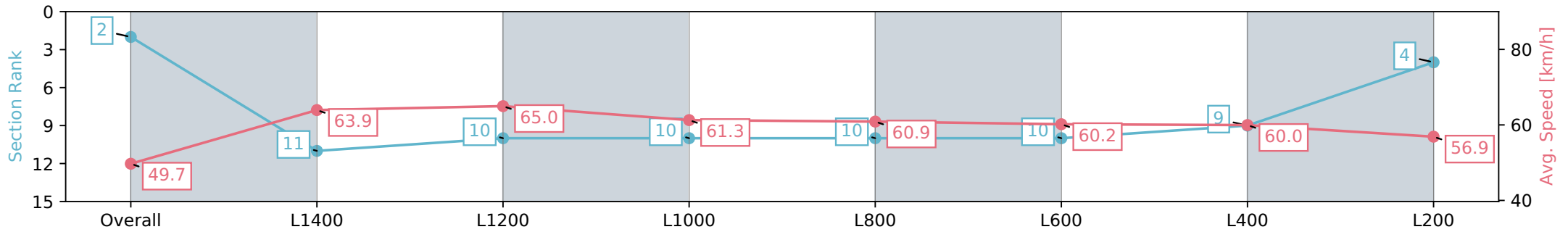
Race 6: Sportsbet Bet With Mates Rating 0 - 60 Handicap  
(Heat of Provincial Pathways Series) - 1600m



03 April 2024 - 4:37PM

Track Rating: Good 4, Weather: Fine, Rail Position: +3m

Section	Overall	L1400	L1200	L1000	L800	L600	L400	L200
Section Times	1:37.59 [2] (0:14.48)	1:23.11 [11] (0:11.28)	1:11.83 [10] (0:11.09)	1:00.74 [10] (0:11.92)	0:48.82 [10] (0:12.01)	0:36.81 [10] (0:12.14)	0:24.67 [9] (0:12.03)	0:12.64 [4] (0:12.64)
Average Speed [km/h]	49.7	63.9	65.0	61.3	60.9	60.2	60.0	56.9
Top Speed [km/h]	64.4	65.8	66.4	62.2	61.8	61.2	61.2	58.3
Avg. Dist. to Rail [m]	7.0	3.6	2.0	2.7	3.0	4.0	8.7	10.3
Avg. Stride Freq. [Hz]	2.2	2.3	2.3	2.2	2.2	2.2	2.3	2.2
Avg. Stride Length [m]	6.1	7.7	7.8	7.6	7.5	7.4	7.4	7.0



- [ ] Ranking at each section and finish
- :-:- No data available at this section
- NA No data available

Horse/Jockey Name	FLAMBARD
Finish Rank	3
Fastest Section Time (Section)	0:11.15 (L1400)
Top Speed [km/h] (Section)	67.4 (L1200)
Race State	Finished



Thomas Farms RC Murray Bridge SA - Professional

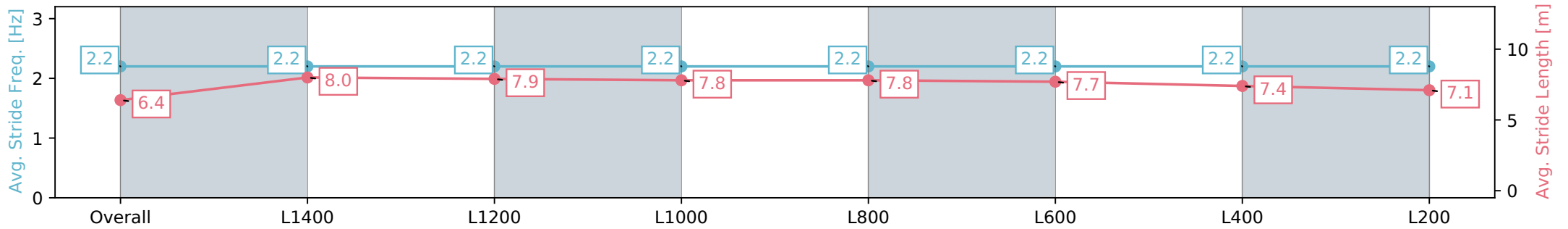
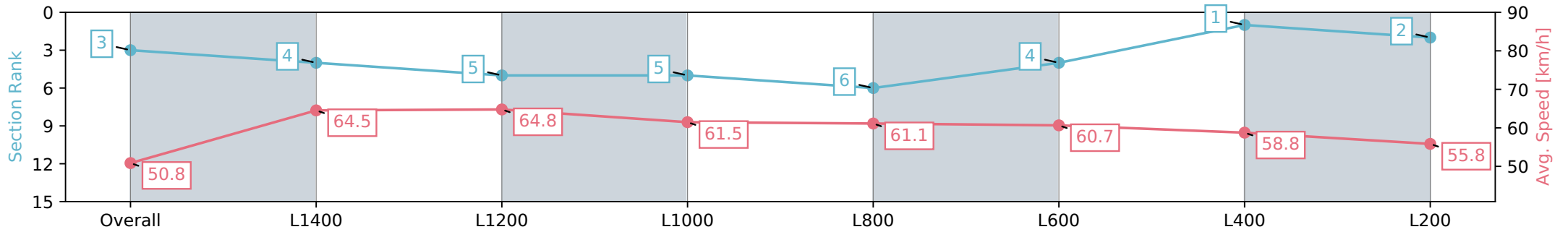
Race 6: Sportsbet Bet With Mates Rating 0 - 60 Handicap  
(Heat of Provincial Pathways Series) - 1600m



03 April 2024 - 4:37PM

Track Rating: Good 4, Weather: Fine, Rail Position: +3m

Section	Overall	L1400	L1200	L1000	L800	L600	L400	L200
Section Times	1:37.65 [3] (0:14.18)	1:23.47 [4] (0:11.15)	1:12.32 [5] (0:11.15)	1:01.17 [5] (0:11.98)	0:49.19 [6] (0:11.98)	0:37.21 [4] (0:12.07)	0:25.14 [1] (0:12.25)	0:12.89 [2] (0:12.89)
Average Speed [km/h]	50.8	64.5	64.8	61.5	61.1	60.7	58.8	55.8
Top Speed [km/h]	64.7	66.2	67.4	63.4	62.2	61.3	59.7	57.5
Avg. Dist. to Rail [m]	5.3	3.0	3.0	4.1	3.6	4.2	6.2	7.0
Avg. Stride Freq. [Hz]	2.2	2.2	2.2	2.2	2.2	2.2	2.2	2.2
Avg. Stride Length [m]	6.4	8.0	7.9	7.8	7.8	7.7	7.4	7.1



- [ ] Ranking at each section and finish
- :-:- No data available at this section
- NA No data available

Horse/Jockey Name	MYRTLE CREEK
Finish Rank	4
Fastest Section Time (Section)	0:11.12 (L1200)
Top Speed [km/h] (Section)	66.6 (L1200)
Race State	Finished



Thomas Farms RC Murray Bridge SA - Professional

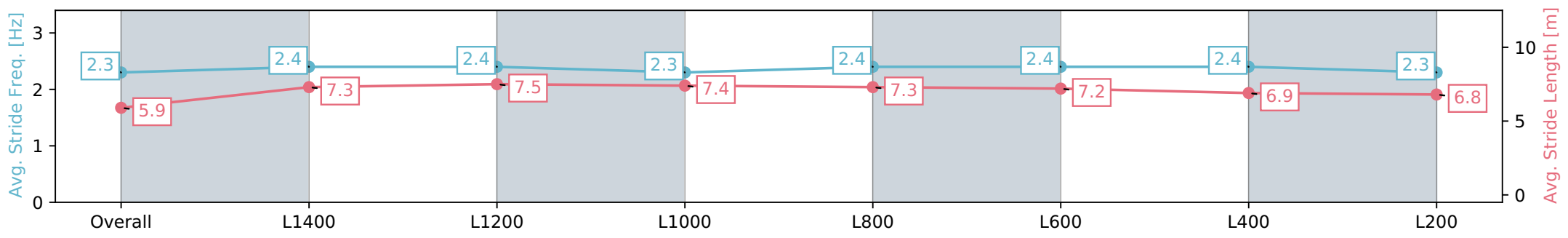
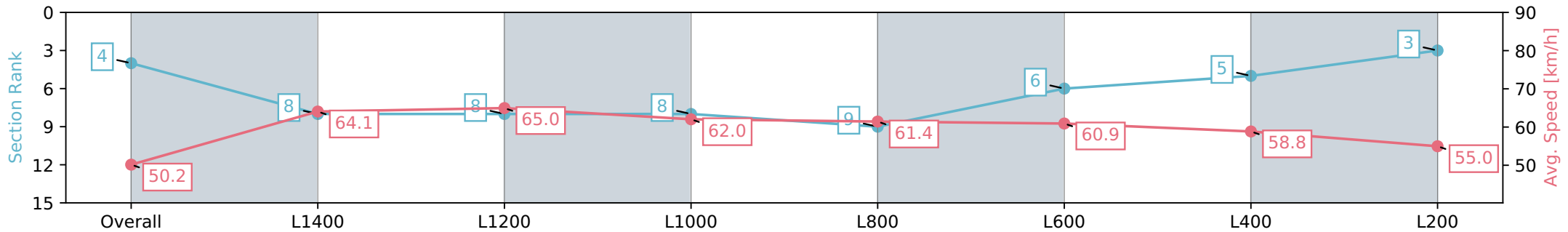
Race 6: Sportsbet Bet With Mates Rating 0 - 60 Handicap  
(Heat of Provincial Pathways Series) - 1600m

03 April 2024 - 4:37PM



Track Rating: Good 4, Weather: Fine, Rail Position: +3m

Section	Overall	L1400	L1200	L1000	L800	L600	L400	L200
Section Times	1:38.02 [4] (0:14.36)	1:23.66 [8] (0:11.25)	1:12.41 [8] (0:11.12)	1:01.29 [8] (0:11.85)	0:49.44 [9] (0:11.99)	0:37.45 [6] (0:12.13)	0:25.32 [5] (0:12.24)	0:13.08 [3] (0:13.08)
Average Speed [km/h]	50.2	64.1	65.0	62.0	61.4	60.9	58.8	55.0
Top Speed [km/h]	64.6	65.2	66.6	63.2	62.5	62.4	60.9	56.5
Avg. Dist. to Rail [m]	4.0	2.9	3.0	4.1	4.5	6.1	7.8	9.0
Avg. Stride Freq. [Hz]	2.3	2.4	2.4	2.3	2.4	2.4	2.4	2.3
Avg. Stride Length [m]	5.9	7.3	7.5	7.4	7.3	7.2	6.9	6.8



- [ ] Ranking at each section and finish
- :-:- No data available at this section
- NA No data available



Horse/Jockey Name	VERZENAY
Finish Rank	5
Fastest Section Time (Section)	0:11.15 (L1400)
Top Speed [km/h] (Section)	65.2 (L1400)
Race State	Finished



Thomas Farms RC Murray Bridge SA - Professional

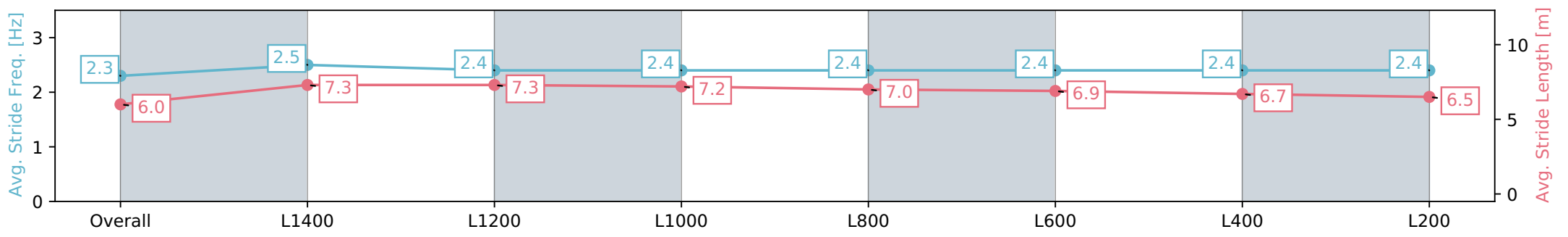
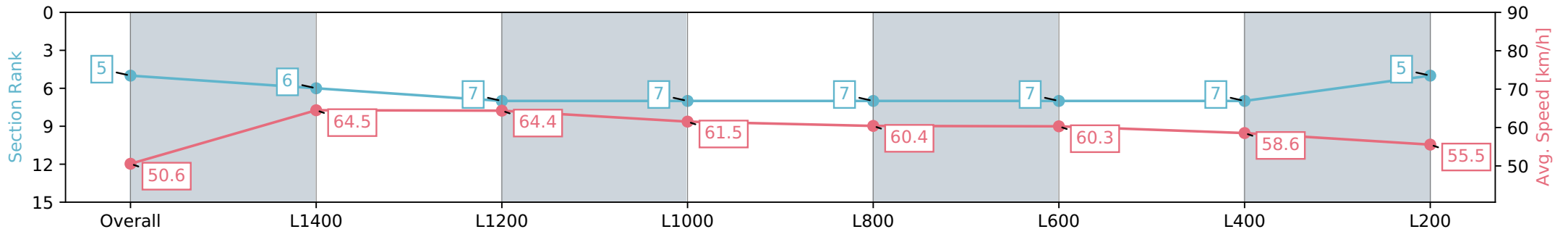
Race 6: Sportsbet Bet With Mates Rating 0 - 60 Handicap  
(Heat of Provincial Pathways Series) - 1600m



03 April 2024 - 4:37PM

Track Rating: Good 4, Weather: Fine, Rail Position: +3m

Section	Overall	L1400	L1200	L1000	L800	L600	L400	L200
Section Times	1:38.05 [5] (0:14.26)	1:23.79 [6] (0:11.15)	1:12.64 [7] (0:11.21)	1:01.43 [7] (0:11.86)	0:49.57 [7] (0:12.14)	0:37.43 [7] (0:12.18)	0:25.25 [7] (0:12.30)	0:12.95 [5] (0:12.95)
Average Speed [km/h]	50.6	64.5	64.4	61.5	60.4	60.3	58.6	55.5
Top Speed [km/h]	64.5	65.2	65.2	62.7	61.2	60.8	60.2	57.1
Avg. Dist. to Rail [m]	2.2	1.8	1.5	2.7	3.8	4.9	7.2	7.1
Avg. Stride Freq. [Hz]	2.3	2.5	2.4	2.4	2.4	2.4	2.4	2.4
Avg. Stride Length [m]	6.0	7.3	7.3	7.2	7.0	6.9	6.7	6.5



Report Created: Wed 03 April 2024 17:28:52 GMT+11 (Note: Timing is based on positional data)

- [ ] Ranking at each section and finish
- :-:- No data available at this section
- NA No data available



Horse/Jockey Name	PULAMBI
Finish Rank	6
Fastest Section Time (Section)	0:11.09 (L1200)
Top Speed [km/h] (Section)	66.1 (L1200)
Race State	Finished



Thomas Farms RC Murray Bridge SA - Professional

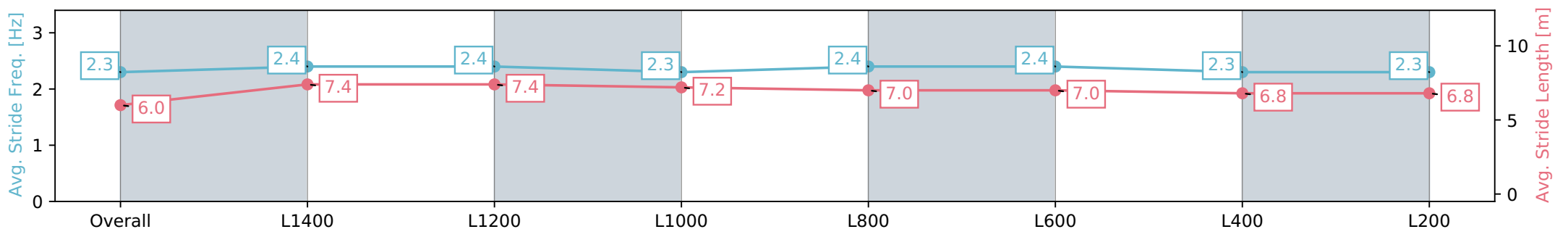
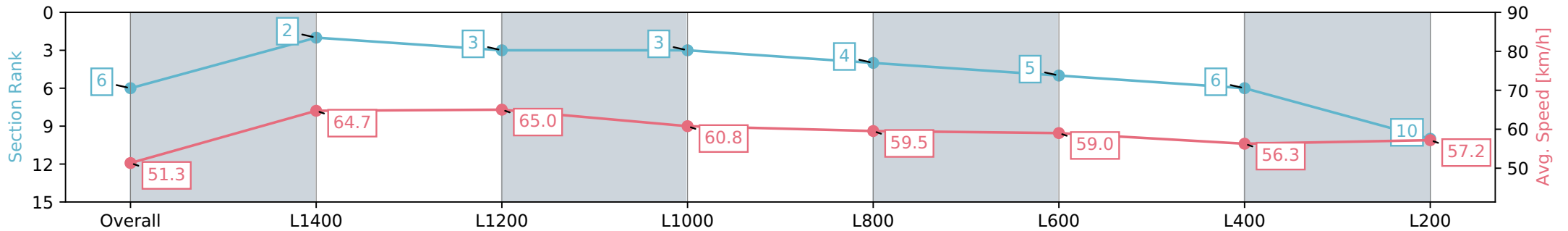
Race 6: Sportsbet Bet With Mates Rating 0 - 60 Handicap  
(Heat of Provincial Pathways Series) - 1600m



03 April 2024 - 4:37PM

Track Rating: Good 4, Weather: Fine, Rail Position: +3m

Section	Overall	L1400	L1200	L1000	L800	L600	L400	L200
Section Times	1:38.19 [6] (0:14.04)	1:24.15 [2] (0:11.11)	1:13.04 [3] (0:11.09)	1:01.95 [3] (0:11.96)	0:49.99 [4] (0:12.27)	0:37.72 [5] (0:12.32)	0:25.40 [6] (0:12.80)	0:12.60 [10] (0:12.60)
Average Speed [km/h]	51.3	64.7	65.0	60.8	59.5	59.0	56.3	57.2
Top Speed [km/h]	65.1	65.5	66.1	62.3	60.4	60.0	58.4	58.7
Avg. Dist. to Rail [m]	2.3	0.3	0.9	1.9	2.7	2.7	4.5	10.3
Avg. Stride Freq. [Hz]	2.3	2.4	2.4	2.3	2.4	2.4	2.3	2.3
Avg. Stride Length [m]	6.0	7.4	7.4	7.2	7.0	7.0	6.8	6.8



- [ ] Ranking at each section and finish
- :-:- No data available at this section
- NA No data available

Horse/Jockey Name	PUNCHIN
Finish Rank	7
Fastest Section Time (Section)	0:11.07 (L1400)
Top Speed [km/h] (Section)	65.5 (L1400)
Race State	Finished



Thomas Farms RC Murray Bridge SA - Professional

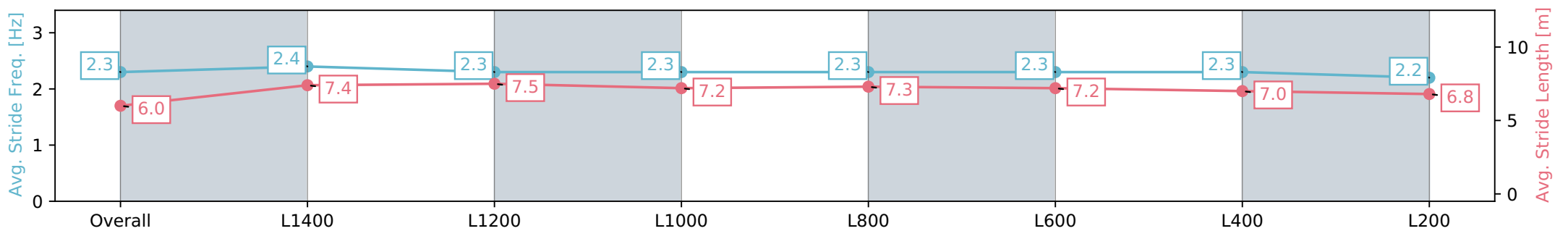
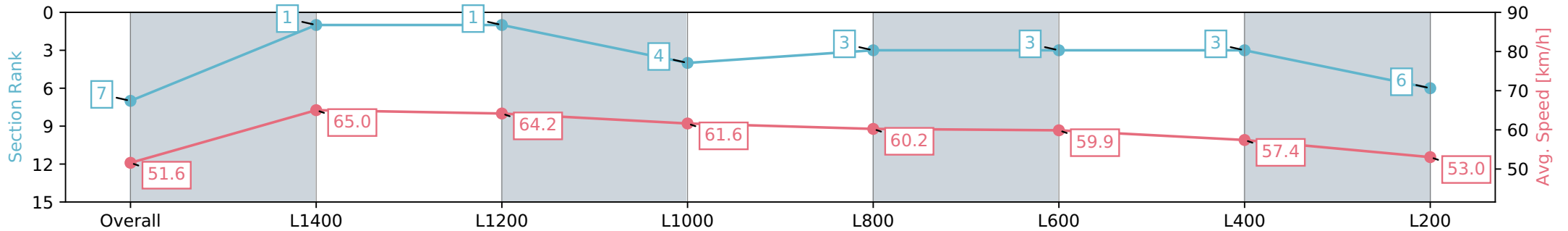
Race 6: Sportsbet Bet With Mates Rating 0 - 60 Handicap  
(Heat of Provincial Pathways Series) - 1600m



03 April 2024 - 4:37PM

Track Rating: Good 4, Weather: Fine, Rail Position: +3m

Section	Overall	L1400	L1200	L1000	L800	L600	L400	L200
Section Times	1:38.73 [7] (0:13.99)	1:24.74 [1] (0:11.07)	1:13.67 [1] (0:11.25)	1:02.42 [4] (0:11.87)	0:50.55 [3] (0:12.17)	0:38.38 [3] (0:12.26)	0:26.12 [3] (0:12.53)	0:13.59 [6] (0:13.59)
Average Speed [km/h]	51.6	65.0	64.2	61.6	60.2	59.9	57.4	53.0
Top Speed [km/h]	64.7	65.5	65.4	62.7	61.0	60.3	59.6	55.4
Avg. Dist. to Rail [m]	4.1	2.2	2.3	3.1	3.9	4.6	5.5	6.0
Avg. Stride Freq. [Hz]	2.3	2.4	2.3	2.3	2.3	2.3	2.3	2.2
Avg. Stride Length [m]	6.0	7.4	7.5	7.2	7.3	7.2	7.0	6.8



- [ ] Ranking at each section and finish
- :-:- No data available at this section
- NA No data available

Horse/Jockey Name	BADISS
Finish Rank	8
Fastest Section Time (Section)	0:11.09 (L1400)
Top Speed [km/h] (Section)	65.6 (L1400)
Race State	Finished



Thomas Farms RC Murray Bridge SA - Professional

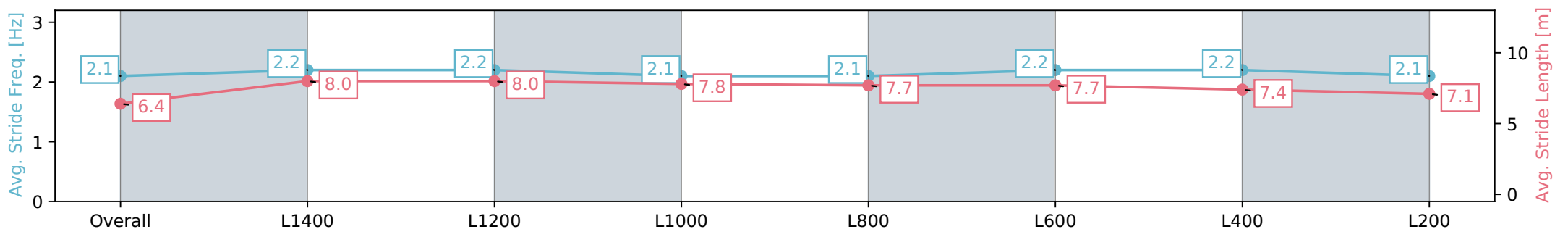
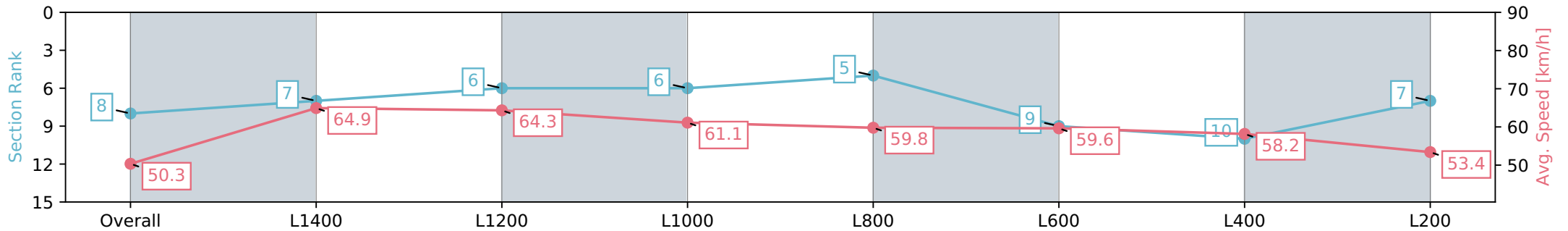
Race 6: Sportsbet Bet With Mates Rating 0 - 60 Handicap  
(Heat of Provincial Pathways Series) - 1600m



03 April 2024 - 4:37PM

Track Rating: Good 4, Weather: Fine, Rail Position: +3m

Section	Overall	L1400	L1200	L1000	L800	L600	L400	L200
Section Times	1:38.80 [8] (0:14.30)	1:24.50 [7] (0:11.09)	1:13.41 [6] (0:11.19)	1:02.22 [6] (0:11.87)	0:50.35 [5] (0:12.22)	0:38.13 [9] (0:12.27)	0:25.86 [10] (0:12.39)	0:13.47 [7] (0:13.47)
Average Speed [km/h]	50.3	64.9	64.3	61.1	59.8	59.6	58.2	53.4
Top Speed [km/h]	65.3	65.6	65.4	63.4	60.3	60.4	60.5	55.8
Avg. Dist. to Rail [m]	0.5	0.4	0.5	1.4	2.9	3.7	5.1	3.9
Avg. Stride Freq. [Hz]	2.1	2.2	2.2	2.1	2.1	2.2	2.2	2.1
Avg. Stride Length [m]	6.4	8.0	8.0	7.8	7.7	7.7	7.4	7.1



- [ ] Ranking at each section and finish
- :-:- No data available at this section
- NA No data available

Horse/Jockey Name	KING OF AVALON
Finish Rank	9
Fastest Section Time (Section)	0:11.13 (L1200)
Top Speed [km/h] (Section)	66.0 (L1200)
Race State	Finished



Thomas Farms RC Murray Bridge SA - Professional

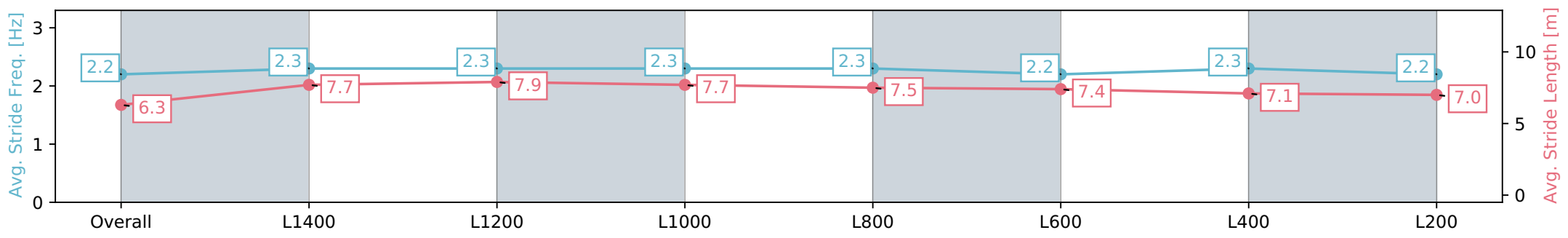
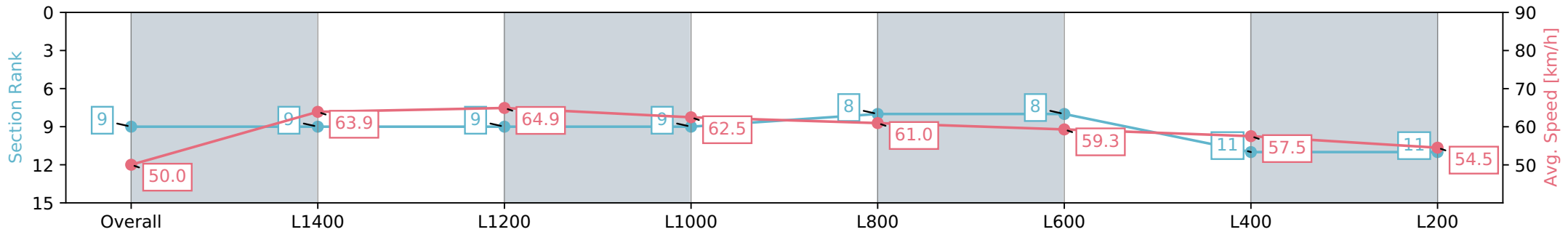
Race 6: Sportsbet Bet With Mates Rating 0 - 60 Handicap  
(Heat of Provincial Pathways Series) - 1600m



03 April 2024 - 4:37PM

Track Rating: Good 4, Weather: Fine, Rail Position: +3m

Section	Overall	L1400	L1200	L1000	L800	L600	L400	L200
Section Times	1:38.87 [9] (0:14.39)	1:24.48 [9] (0:11.26)	1:13.22 [9] (0:11.13)	1:02.09 [9] (0:11.79)	0:50.30 [8] (0:12.09)	0:38.21 [8] (0:12.49)	0:25.72 [11] (0:12.49)	0:13.23 [11] (0:13.23)
Average Speed [km/h]	50.0	63.9	64.9	62.5	61.0	59.3	57.5	54.5
Top Speed [km/h]	65.3	64.8	66.0	63.2	61.9	59.7	59.9	56.5
Avg. Dist. to Rail [m]	5.7	3.6	3.5	4.3	4.9	6.6	10.6	10.9
Avg. Stride Freq. [Hz]	2.2	2.3	2.3	2.3	2.3	2.2	2.3	2.2
Avg. Stride Length [m]	6.3	7.7	7.9	7.7	7.5	7.4	7.1	7.0



- [ ] Ranking at each section and finish
- :-:- No data available at this section
- NA No data available

Horse/Jockey Name	TINY REBEL
Finish Rank	10
Fastest Section Time (Section)	0:10.78 (L1200)
Top Speed [km/h] (Section)	67.9 (L1200)
Race State	Finished



Thomas Farms RC Murray Bridge SA - Professional

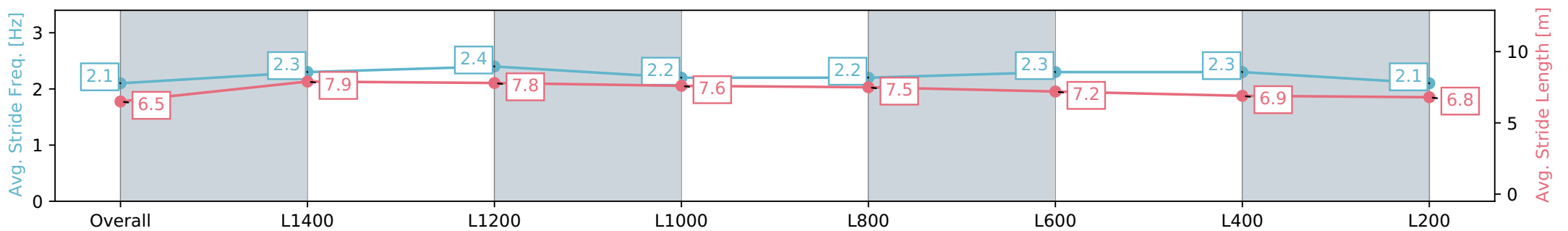
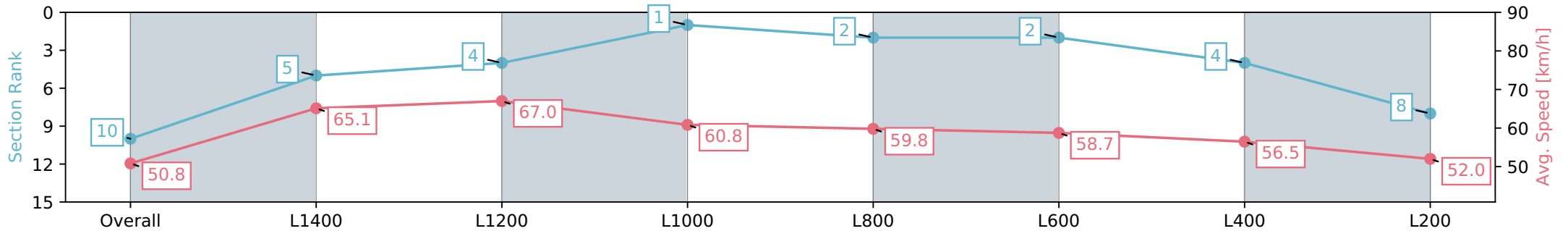
Race 6: Sportsbet Bet With Mates Rating 0 - 60 Handicap  
(Heat of Provincial Pathways Series) - 1600m



03 April 2024 - 4:37PM

Track Rating: Good 4, Weather: Fine, Rail Position: +3m

Section	Overall	L1400	L1200	L1000	L800	L600	L400	L200
Section Times	1:39.24 [10] (0:14.19)	1:25.05 [5] (0:11.05)	1:14.00 [4] (0:10.78)	1:03.22 [1] (0:12.04)	0:51.18 [2] (0:12.21)	0:38.97 [2] (0:12.37)	0:26.60 [4] (0:12.76)	0:13.84 [8] (0:13.84)
Average Speed [km/h]	50.8	65.1	67.0	60.8	59.8	58.7	56.5	52.0
Top Speed [km/h]	64.6	67.2	67.9	65.1	60.6	60.1	58.0	55.3
Avg. Dist. to Rail [m]	8.6	4.3	3.4	3.4	2.9	2.4	3.0	3.0
Avg. Stride Freq. [Hz]	2.1	2.3	2.4	2.2	2.2	2.3	2.3	2.1
Avg. Stride Length [m]	6.5	7.9	7.8	7.6	7.5	7.2	6.9	6.8



- [ ] Ranking at each section and finish
- :-:- No data available at this section
- NA No data available

Horse/Jockey Name	SIRMAZE
Finish Rank	11
Fastest Section Time (Section)	0:10.96 (L1200)
Top Speed [km/h] (Section)	66.8 (L1200)
Race State	Finished



Thomas Farms RC Murray Bridge SA - Professional

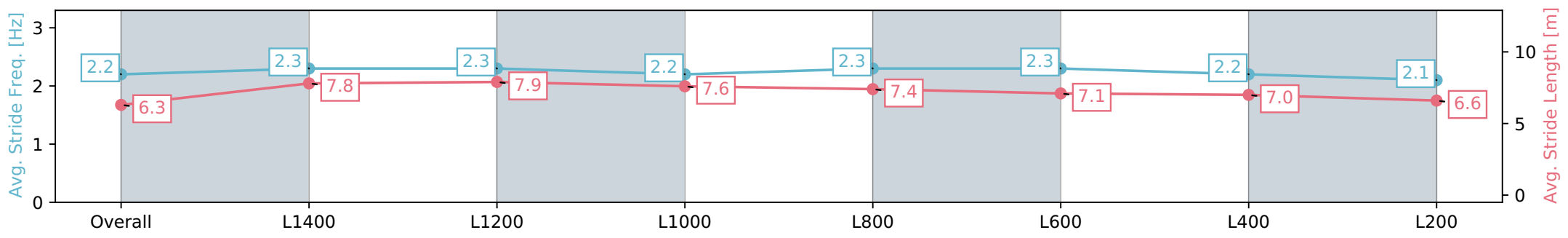
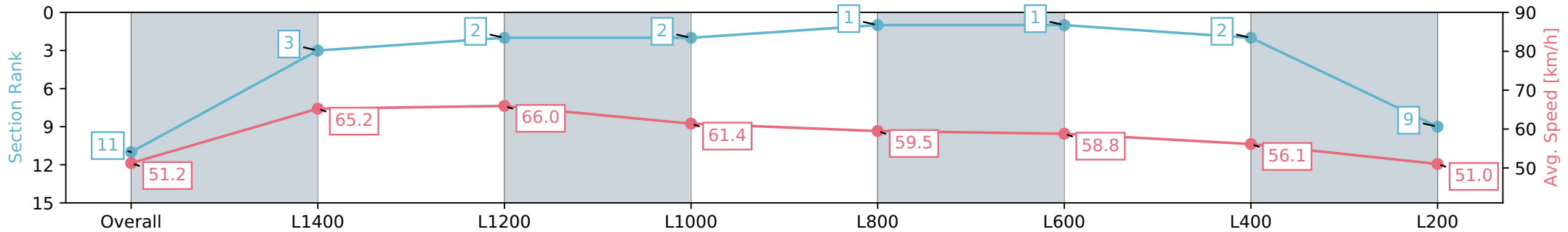
Race 6: Sportsbet Bet With Mates Rating 0 - 60 Handicap  
(Heat of Provincial Pathways Series) - 1600m



03 April 2024 - 4:37PM

Track Rating: Good 4, Weather: Fine, Rail Position: +3m

Section	Overall	L1400	L1200	L1000	L800	L600	L400	L200
Section Times	1:39.51 [11] (0:14.04)	1:25.47 [3] (0:11.05)	1:14.42 [2] (0:10.96)	1:03.46 [2] (0:11.89)	0:51.57 [1] (0:12.27)	0:39.30 [1] (0:12.37)	0:26.93 [2] (0:12.83)	0:14.10 [9] (0:14.10)
Average Speed [km/h]	51.2	65.2	66.0	61.4	59.5	58.8	56.1	51.0
Top Speed [km/h]	64.8	66.7	66.8	64.4	59.9	59.8	57.4	54.0
Avg. Dist. to Rail [m]	7.0	4.6	3.5	2.9	2.7	2.6	3.3	2.4
Avg. Stride Freq. [Hz]	2.2	2.3	2.3	2.2	2.3	2.3	2.2	2.1
Avg. Stride Length [m]	6.3	7.8	7.9	7.6	7.4	7.1	7.0	6.6



- [ ] Ranking at each section and finish
- :-:- No data available at this section
- NA No data available

Horse/Jockey Name	THE MINIVAN
Finish Rank	12
Fastest Section Time (Section)	0:10.91 (L1400)
Top Speed [km/h] (Section)	66.8 (L1400)
Race State	Finished



Thomas Farms RC Murray Bridge SA - Professional

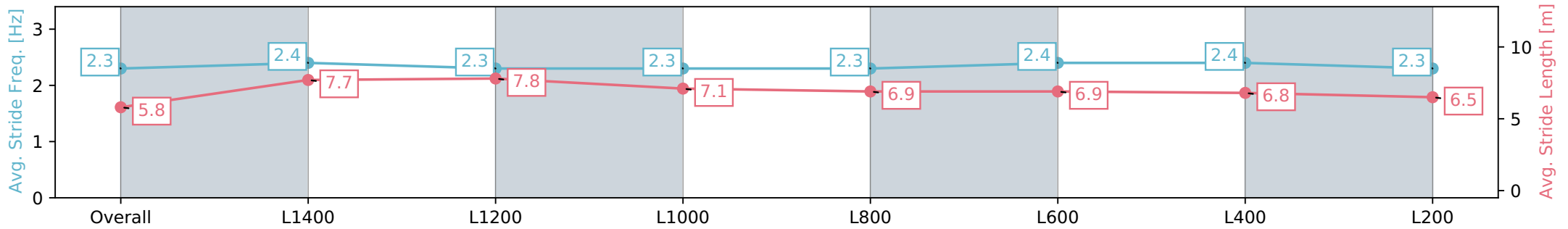
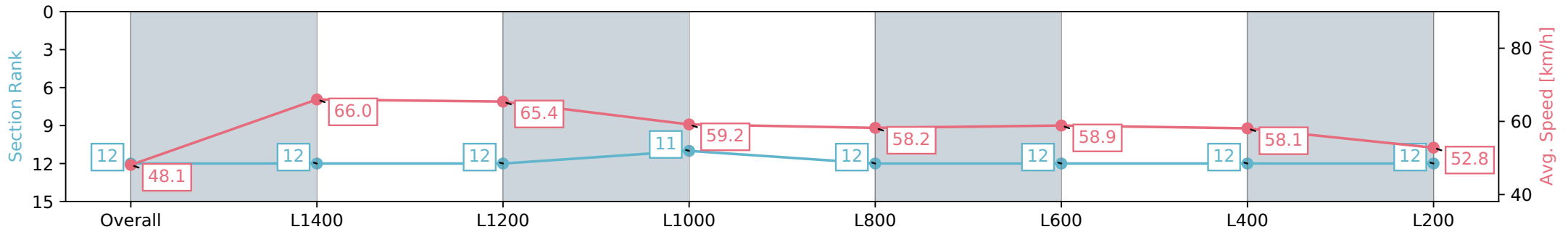
Race 6: Sportsbet Bet With Mates Rating 0 - 60 Handicap  
(Heat of Provincial Pathways Series) - 1600m



03 April 2024 - 4:37PM

Track Rating: Good 4, Weather: Fine, Rail Position: +3m

Section	Overall	L1400	L1200	L1000	L800	L600	L400	L200
Section Times	1:40.05 [12] (0:14.99)	1:25.06 [12] (0:10.91)	1:14.15 [12] (0:10.99)	1:03.16 [11] (0:12.21)	0:50.95 [12] (0:12.48)	0:38.47 [12] (0:12.43)	0:26.04 [12] (0:12.41)	0:13.63 [12] (0:13.63)
Average Speed [km/h]	48.1	66.0	65.4	59.2	58.2	58.9	58.1	52.8
Top Speed [km/h]	65.3	66.8	66.4	62.2	59.6	60.5	60.6	55.4
Avg. Dist. to Rail [m]	0.7	0.3	0.2	0.8	1.9	3.9	7.1	5.8
Avg. Stride Freq. [Hz]	2.3	2.4	2.3	2.3	2.3	2.4	2.4	2.3
Avg. Stride Length [m]	5.8	7.7	7.8	7.1	6.9	6.9	6.8	6.5



- [ ] Ranking at each section and finish
- :-:- No data available at this section
- NA No data available