



# Thomas Farms RC Murray Bridge SA

## Race 5: Fred Vella Tyre & Crash Repair Benchmark 56 Handicap - 1800m



03 April 2024 - 4:00PM

Track Rating: Good 4, Weather: Fine, Rail Position: +3m

Section Field Times		Overall	L1600	L1400	L1200	L1000	L800						
		1:49.89 (0:13.86)	1:36.03 (0:11.00)	1:25.03 (0:11.52)	1:13.51 (0:11.52)	1:01.99 (0:11.91)	0:50.07 (0:12.14)						
Position	#	Horse/Jockey	Barrier	Top Speed [km/h]	Fastest Section	First 400m							Distance Travelled From Winner [m]
1	7	SEEKING STARDOM Teagan Voorham	7	66.5 1600-1400	0:11.01 1600-1400	0:24.86	1:49.89 (0:13.85)	1:36.04 [1] (0:11.01)	1:25.03 [1] (0:11.52)	1:13.51 [1] (0:11.52)	1:01.99 [1] (0:11.91)	0:50.08 [1] (0:12.14)	
2	9	APPLIED Jessica Eaton	9	65.6 1600-1400	0:11.19 1600-1400	0:25.98	1:50.94 (0:14.79)	1:36.15 [9] (0:11.19)	1:24.96 [8] (0:11.48)	1:13.48 [8] (0:11.34)	1:02.14 [8] (0:11.70)	0:50.44 [8] (0:12.06)	+6
3	1	PERSIAN EMPIRE Tala Hutchinson	1	66.4 1600-1400	0:11.17 1600-1400	0:25.24	1:51.09 (0:14.07)	1:37.02 [5] (0:11.17)	1:25.85 [5] (0:11.63)	1:14.22 [6] (0:11.46)	1:02.76 [6] (0:11.83)	0:50.93 [4] (0:12.07)	+12
4	3	BARDOUTES Callan Murray	3	66.3 1600-1400	0:11.14 1600-1400	0:25.16	1:51.38 (0:14.02)	1:37.36 [3] (0:11.14)	1:26.22 [4] (0:11.54)	1:14.68 [5] (0:11.53)	1:03.15 [4] (0:11.99)	0:51.16 [5] (0:12.16)	+5
5	8	D'ISLES Zoe Lloyd	8	63.9 1600-1400	0:11.36 1600-1400	0:25.78	1:51.46 (0:14.42)	1:37.04 [7] (0:11.36)	1:25.68 [7] (0:11.48)	1:14.20 [7] (0:11.54)	1:02.66 [7] (0:11.68)	0:50.98 [7] (0:12.13)	+5
6	10	MICKLEWHITE Kayla Crowther	10	65.6 1600-1400	0:11.31 1600-1400	0:26.01	1:51.98 (0:14.70)	1:37.28 [8] (0:11.31)	1:25.97 [9] (0:11.54)	1:14.43 [9] (0:11.46)	1:02.97 [9] (0:11.71)	0:51.26 [9] (0:11.86)	+8
7	4	MR RODMAN Samuel Payne	4	66.4 1600-1400	0:11.00 1600-1400	0:25.01	1:52.23 (0:14.01)	1:38.22 [2] (0:11.00)	1:27.22 [2] (0:11.52)	1:15.70 [2] (0:11.55)	1:04.15 [3] (0:11.95)	0:52.20 [2] (0:12.19)	-2
8	11	INDIAN MO Nichola Yuen	11	66.3 1600-1400	0:10.98 1600-1400	0:25.05	1:54.68 (0:14.07)	1:40.61 [4] (0:10.98)	1:29.63 [3] (0:11.51)	1:18.12 [3] (0:11.68)	1:06.44 [5] (0:12.04)	0:54.40 [6] (0:12.28)	+2
9	6	LEADER'S PRIDE Emily Finnegan	6	66.9 1600-1400	0:11.09 1600-1400	0:25.25	1:55.14 (0:14.16)	1:40.98 [6] (0:11.09)	1:29.89 [6] (0:11.37)	1:18.52 [4] (0:11.46)	1:07.06 [2] (0:12.06)	0:55.00 [3] (0:12.25)	+9

Scratched: Bellman (#2), Stocked And Loaded (#5)

- [ ] Position in running at each section and finish
- # Saddle cloth number
- :-:- No data available at this section
- Background shading for fastest section
- NA No data available



# Thomas Farms RC Murray Bridge SA

## Race 5: Fred Vella Tyre & Crash Repair Benchmark 56 Handicap - 1800m



03 April 2024 - 4:00PM

Track Rating: Good 4, Weather: Fine, Rail Position: +3m

Section Field Times					L600	L400	L200					
					0:37.94	0:25.85	0:13.25					
					(0:12.09)	(0:12.60)	(0:13.25)					
Position	#	Horse/Jockey	Barrier	Top Speed [km/h]	Fastest Section	First 400m				Margin	Distance Travelled From Winner [m]	
1	7	<b>SEEKING STARDOM</b>	7	66.5	0:11.01	0:24.86	0:37.94 [1]	0:25.86 [1]	0:13.26 [1]	1:49.89		
		Teagan Voorham		1600-1400	1600-1400		(0:12.08)	(0:12.60)	(0:13.26)			
2	9	<b>APPLIED</b>	9	65.6	0:11.19	0:25.98	0:38.38 [6]	0:25.81 [6]	0:13.20 [4]	1.05L		+6
		Jessica Eaton		1600-1400	1600-1400		(0:12.56)	(0:12.61)	(0:13.20)			
3	1	<b>PERSIAN EMPIRE</b>	1	66.4	0:11.17	0:25.24	0:38.86 [3]	0:26.17 [4]	0:13.47 [2]	0.15L		+12
		Tala Hutchinson		1600-1400	1600-1400		(0:12.69)	(0:12.70)	(0:13.47)			
4	3	<b>BARDOUTES</b>	3	66.3	0:11.14	0:25.16	0:39.00 [4]	0:26.48 [3]	0:13.71 [3]	0.29L		+5
		Callan Murray		1600-1400	1600-1400		(0:12.52)	(0:12.77)	(0:13.71)			
5	8	<b>D'ISLES</b>	8	63.9	0:11.36	0:25.78	0:38.85 [9]	0:26.32 [7]	0:13.53 [5]	0.08L		+5
		Zoe Lloyd		1600-1400	1600-1400		(0:12.53)	(0:12.79)	(0:13.53)			
6	10	<b>MICKLEWHITE</b>	10	65.6	0:11.31	0:26.01	0:39.40 [8]	0:26.92 [5]	0:13.95 [7]	0.52L		+8
		Kayla Crowther		1600-1400	1600-1400		(0:12.48)	(0:12.97)	(0:13.95)			
7	4	<b>MR RODMAN</b>	4	66.4	0:11.00	0:25.01	0:40.01 [2]	0:27.41 [2]	0:14.30 [6]	0.25L		-2
		Samuel Payne		1600-1400	1600-1400		(0:12.60)	(0:13.11)	(0:14.30)			
8	11	<b>INDIAN MO</b>	11	66.3	0:10.98	0:25.05	0:42.11 [7]	0:29.26 [8]	0:15.42 [8]	2.45L		+2
		Nichola Yuen		1600-1400	1600-1400		(0:12.85)	(0:13.84)	(0:15.42)			
9	6	<b>LEADER'S PRIDE</b>	6	66.9	0:11.09	0:25.25	0:42.75 [5]	0:29.70 [9]	0:15.56 [9]	0.46L		+9
		Emily Finnegan		1600-1400	1600-1400		(0:13.05)	(0:14.14)	(0:15.56)			

Scratched: Bellman (#2), Stocked And Loaded (#5)

- [ ] Position in running at each section and finish
- # Saddle cloth number
- :-:- No data available at this section
- Background shading for fastest section
- NA No data available

Horse/Jockey Name	SEEKING STARDOM
Finish Rank	1
Fastest Section Time (Section)	0:11.01 (L1600)
Top Speed [km/h] (Section)	66.5 (L1600)
Race State	Finished



Thomas Farms RC Murray Bridge SA - Professional

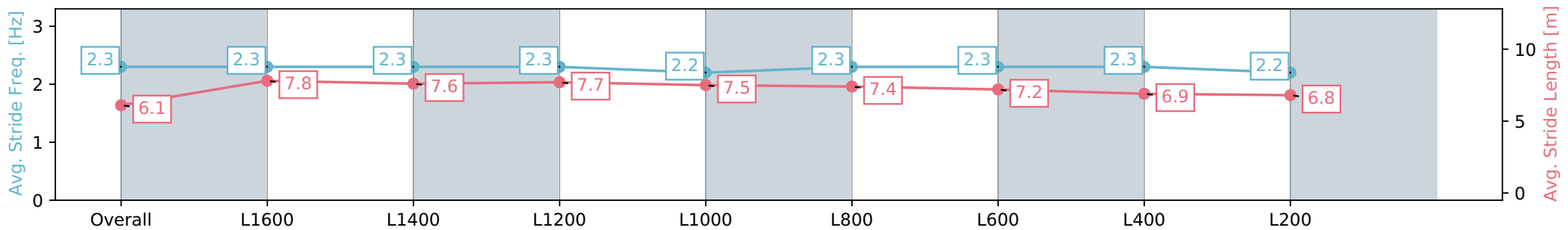
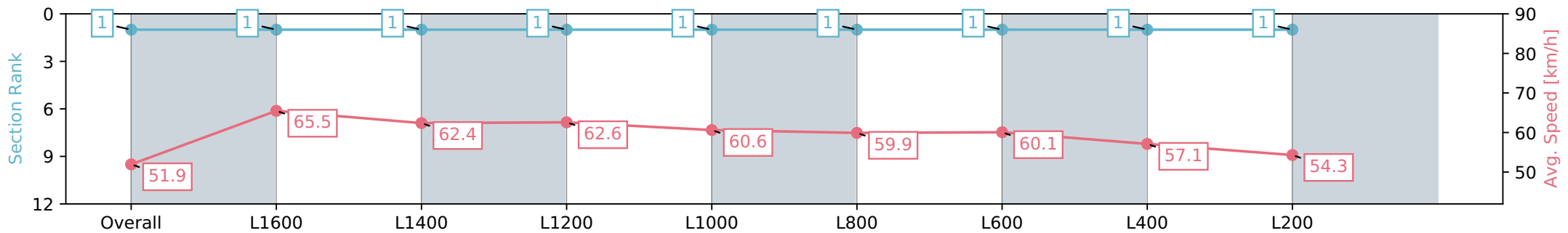
Race 5: Fred Vella Tyre & Crash Repair Benchmark 56  
Handicap - 1800m

03 April 2024 - 4:00PM



Track Rating: Good 4, Weather: Fine, Rail Position: +3m

Section	Overall	L1600	L1400	L1200	L1000	L800	L600	L400	L200
Section Times	1:49.89 [1] (0:13.85)	1:36.04 [1] (0:11.01)	1:25.03 [1] (0:11.52)	1:13.51 [1] (0:11.52)	1:01.99 [1] (0:11.91)	0:50.08 [1] (0:12.14)	0:37.94 [1] (0:12.08)	0:25.86 [1] (0:12.60)	0:13.26 [1] (0:13.26)
Average Speed [km/h]	51.9	65.5	62.4	62.6	60.6	59.9	60.1	57.1	54.3
Top Speed [km/h]	65.8	66.5	64.5	63.0	61.8	60.7	61.3	58.8	55.4
Avg. Dist. to Rail [m]	3.9	0.6	0.8	0.7	0.8	1.8	2.1	2.6	2.4
Avg. Stride Freq. [Hz]	2.3	2.3	2.3	2.3	2.2	2.3	2.3	2.3	2.2
Avg. Stride Length [m]	6.1	7.8	7.6	7.7	7.5	7.4	7.2	6.9	6.8



- [ ] Ranking at each section and finish
- :-:- No data available at this section
- NA No data available

Horse/Jockey Name	APPLIED
Finish Rank	2
Fastest Section Time (Section)	0:11.19 (L1600)
Top Speed [km/h] (Section)	65.6 (L1600)
Race State	Finished



Thomas Farms RC Murray Bridge SA - Professional

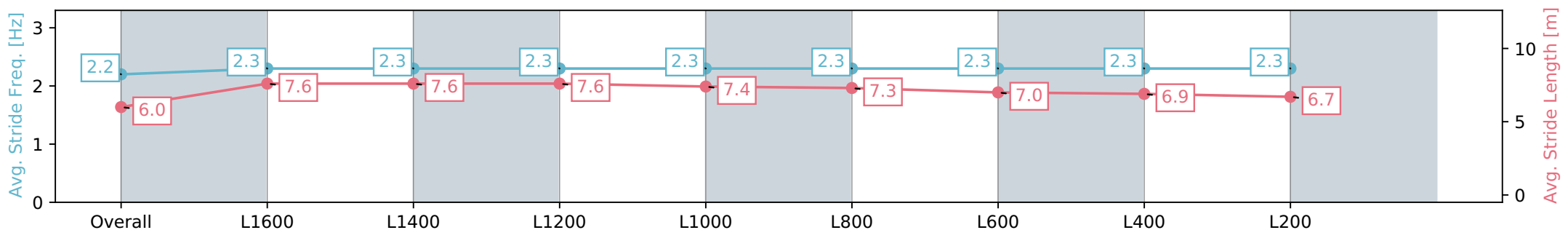
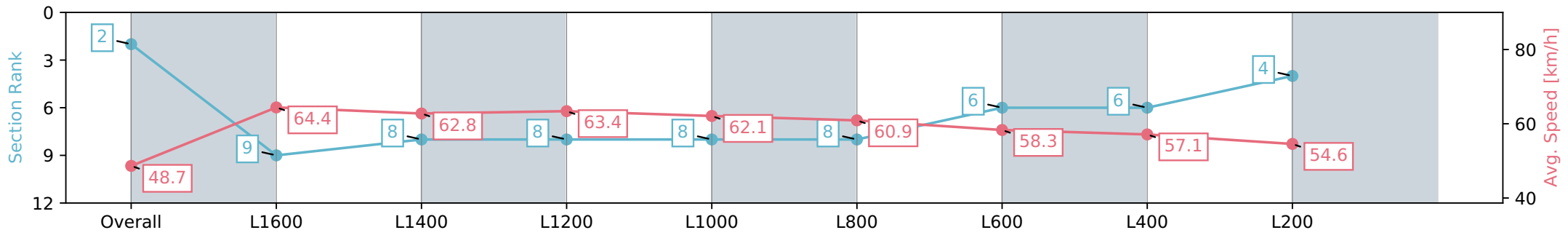
Race 5: Fred Vella Tyre & Crash Repair Benchmark 56  
Handicap - 1800m

03 April 2024 - 4:00PM



Track Rating: Good 4, Weather: Fine, Rail Position: +3m

Section	Overall	L1600	L1400	L1200	L1000	L800	L600	L400	L200
Section Times	1:50.94 [2] (0:14.79)	1:36.15 [9] (0:11.19)	1:24.96 [8] (0:11.48)	1:13.48 [8] (0:11.34)	1:02.14 [8] (0:11.70)	0:50.44 [8] (0:12.06)	0:38.38 [6] (0:12.56)	0:25.81 [6] (0:12.61)	0:13.20 [4] (0:13.20)
Average Speed [km/h]	48.7	64.4	62.8	63.4	62.1	60.9	58.3	57.1	54.6
Top Speed [km/h]	61.9	65.6	64.7	64.0	63.1	61.9	60.0	58.2	56.1
Avg. Dist. to Rail [m]	0.4	0.6	0.9	0.9	1.8	3.7	4.6	5.7	4.5
Avg. Stride Freq. [Hz]	2.2	2.3	2.3	2.3	2.3	2.3	2.3	2.3	2.3
Avg. Stride Length [m]	6.0	7.6	7.6	7.6	7.4	7.3	7.0	6.9	6.7



- [ ] Ranking at each section and finish
- :-:- No data available at this section
- NA No data available

Horse/Jockey Name	PERSIAN EMPIRE
Finish Rank	3
Fastest Section Time (Section)	0:11.17 (L1600)
Top Speed [km/h] (Section)	66.4 (L1600)
Race State	Finished



Thomas Farms RC Murray Bridge SA - Professional

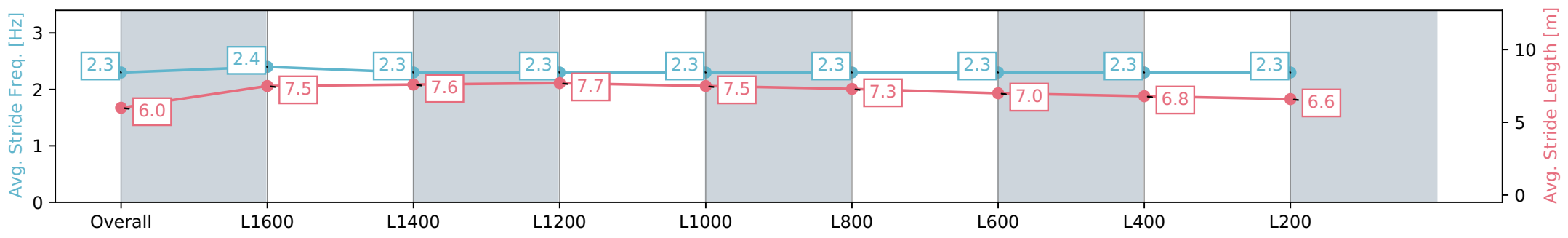
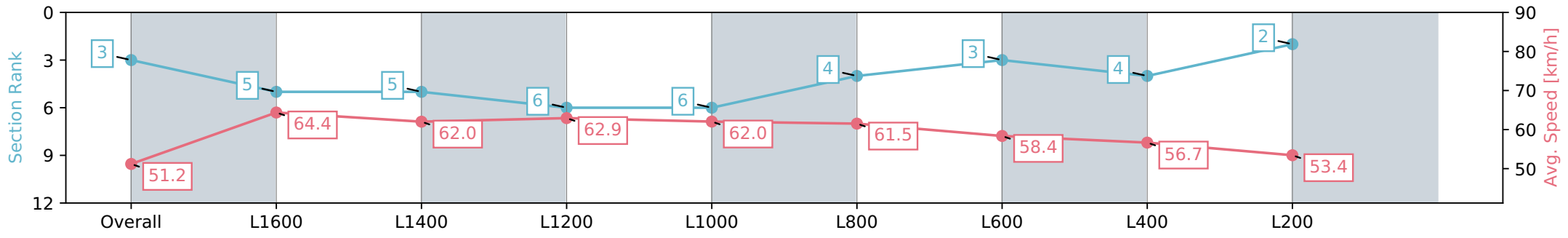
Race 5: Fred Vella Tyre & Crash Repair Benchmark 56  
Handicap - 1800m

03 April 2024 - 4:00PM



Track Rating: Good 4, Weather: Fine, Rail Position: +3m

Section	Overall	L1600	L1400	L1200	L1000	L800	L600	L400	L200
Section Times	1:51.09 [3] (0:14.07)	1:37.02 [5] (0:11.17)	1:25.85 [5] (0:11.63)	1:14.22 [6] (0:11.46)	1:02.76 [6] (0:11.83)	0:50.93 [4] (0:12.07)	0:38.86 [3] (0:12.69)	0:26.17 [4] (0:12.70)	0:13.47 [2] (0:13.47)
Average Speed [km/h]	51.2	64.4	62.0	62.9	62.0	61.5	58.4	56.7	53.4
Top Speed [km/h]	64.8	66.4	62.9	63.3	63.1	63.2	60.0	58.2	55.6
Avg. Dist. to Rail [m]	1.7	0.6	0.6	1.0	4.0	6.2	6.6	8.2	7.2
Avg. Stride Freq. [Hz]	2.3	2.4	2.3	2.3	2.3	2.3	2.3	2.3	2.3
Avg. Stride Length [m]	6.0	7.5	7.6	7.7	7.5	7.3	7.0	6.8	6.6



- [ ] Ranking at each section and finish
- :-:- No data available at this section
- NA No data available

Horse/Jockey Name	<b>BARDOUTES</b>
Finish Rank	<b>4</b>
Fastest Section Time (Section)	<b>0:11.14 (L1600)</b>
Top Speed [km/h] (Section)	<b>66.3 (L1600)</b>
Race State	<b>Finished</b>



Thomas Farms RC Murray Bridge SA - Professional

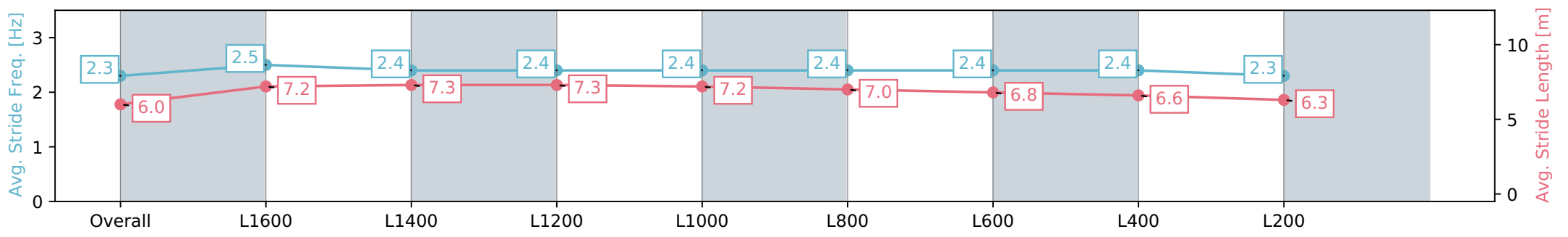
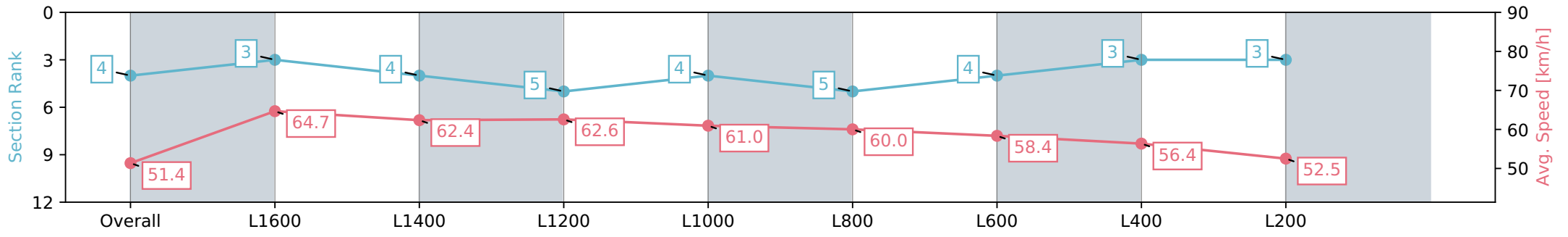
Race 5: Fred Vella Tyre & Crash Repair Benchmark 56  
Handicap - 1800m

03 April 2024 - 4:00PM



Track Rating: Good 4, Weather: Fine, Rail Position: +3m

Section	Overall	L1600	L1400	L1200	L1000	L800	L600	L400	L200
Section Times	1:51.38 [4] (0:14.02)	1:37.36 [3] (0:11.14)	1:26.22 [4] (0:11.54)	1:14.68 [5] (0:11.53)	1:03.15 [4] (0:11.99)	0:51.16 [5] (0:12.16)	0:39.00 [4] (0:12.52)	0:26.48 [3] (0:12.77)	0:13.71 [3] (0:13.71)
Average Speed [km/h]	51.4	64.7	62.4	62.6	61.0	60.0	58.4	56.4	52.5
Top Speed [km/h]	64.7	66.3	63.4	64.0	62.2	61.8	59.6	58.3	54.9
Avg. Dist. to Rail [m]	2.8	1.7	1.8	1.6	2.7	2.8	3.9	6.7	6.1
Avg. Stride Freq. [Hz]	2.3	2.5	2.4	2.4	2.4	2.4	2.4	2.4	2.3
Avg. Stride Length [m]	6.0	7.2	7.3	7.3	7.2	7.0	6.8	6.6	6.3



Report Created: Wed 03 April 2024 16:57:57 GMT+11 (Note: Timing is based on positional data)

- [ ] Ranking at each section and finish
- :-:- No data available at this section
- NA No data available

Horse/Jockey Name	D'ISLES
Finish Rank	5
Fastest Section Time (Section)	0:11.36 (L1600)
Top Speed [km/h] (Section)	63.9 (L1600)
Race State	Finished



Thomas Farms RC Murray Bridge SA - Professional

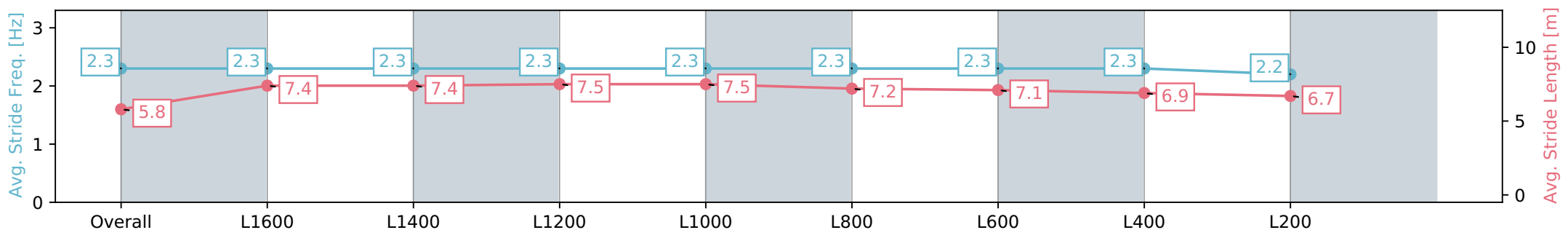
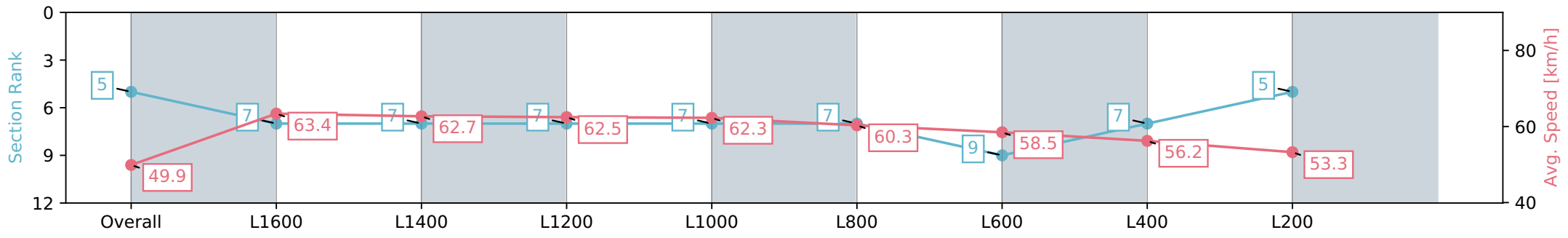
Race 5: Fred Vella Tyre & Crash Repair Benchmark 56  
Handicap - 1800m

03 April 2024 - 4:00PM



Track Rating: Good 4, Weather: Fine, Rail Position: +3m

Section	Overall	L1600	L1400	L1200	L1000	L800	L600	L400	L200
Section Times	1:51.46 [5] (0:14.42)	1:37.04 [7] (0:11.36)	1:25.68 [7] (0:11.48)	1:14.20 [7] (0:11.54)	1:02.66 [7] (0:11.68)	0:50.98 [7] (0:12.13)	0:38.85 [9] (0:12.53)	0:26.32 [7] (0:12.79)	0:13.53 [5] (0:13.53)
Average Speed [km/h]	49.9	63.4	62.7	62.5	62.3	60.3	58.5	56.2	53.3
Top Speed [km/h]	62.8	63.9	63.4	63.5	62.8	62.3	60.6	57.9	54.9
Avg. Dist. to Rail [m]	0.8	0.9	0.5	1.2	1.8	3.0	4.6	6.7	7.0
Avg. Stride Freq. [Hz]	2.3	2.3	2.3	2.3	2.3	2.3	2.3	2.3	2.2
Avg. Stride Length [m]	5.8	7.4	7.4	7.5	7.5	7.2	7.1	6.9	6.7



- [ ] Ranking at each section and finish
- :-:- No data available at this section
- NA No data available

Horse/Jockey Name	MICKLEWHITE
Finish Rank	6
Fastest Section Time (Section)	0:11.31 (L1600)
Top Speed [km/h] (Section)	65.6 (L1600)
Race State	Finished



Thomas Farms RC Murray Bridge SA - Professional

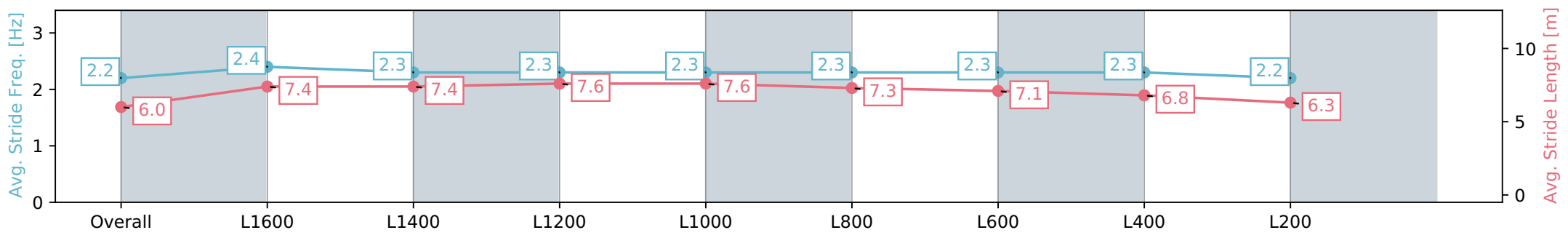
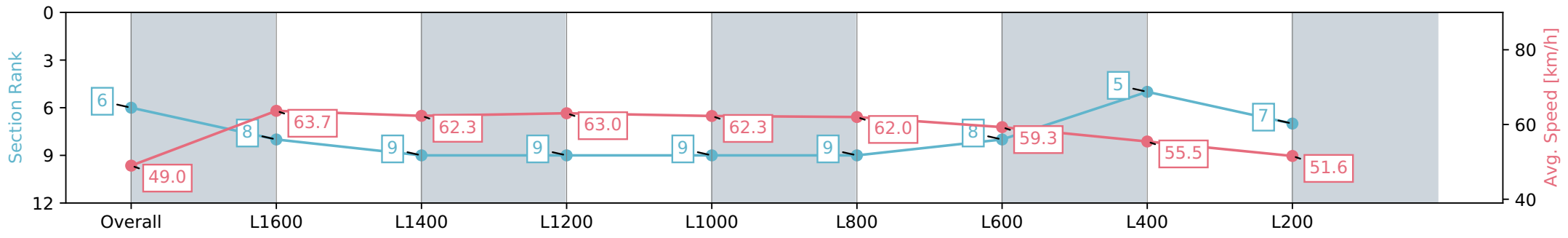
Race 5: Fred Vella Tyre & Crash Repair Benchmark 56  
Handicap - 1800m

03 April 2024 - 4:00PM



Track Rating: Good 4, Weather: Fine, Rail Position: +3m

Section	Overall	L1600	L1400	L1200	L1000	L800	L600	L400	L200
Section Times	1:51.98 [6] (0:14.70)	1:37.28 [8] (0:11.31)	1:25.97 [9] (0:11.54)	1:14.43 [9] (0:11.46)	1:02.97 [9] (0:11.71)	0:51.26 [9] (0:11.86)	0:39.40 [8] (0:12.48)	0:26.92 [5] (0:12.97)	0:13.95 [7] (0:13.95)
Average Speed [km/h]	49.0	63.7	62.3	63.0	62.3	62.0	59.3	55.5	51.6
Top Speed [km/h]	61.7	65.6	63.0	63.4	62.9	63.3	62.1	57.4	53.8
Avg. Dist. to Rail [m]	3.5	2.1	1.6	1.7	2.6	4.0	6.6	9.0	9.2
Avg. Stride Freq. [Hz]	2.2	2.4	2.3	2.3	2.3	2.3	2.3	2.3	2.2
Avg. Stride Length [m]	6.0	7.4	7.4	7.6	7.6	7.3	7.1	6.8	6.3



- [ ] Ranking at each section and finish
- :-:- No data available at this section
- NA No data available



Horse/Jockey Name	MR RODMAN
Finish Rank	7
Fastest Section Time (Section)	0:11.00 (L1600)
Top Speed [km/h] (Section)	66.4 (L1600)
Race State	Finished



Thomas Farms RC Murray Bridge SA - Professional

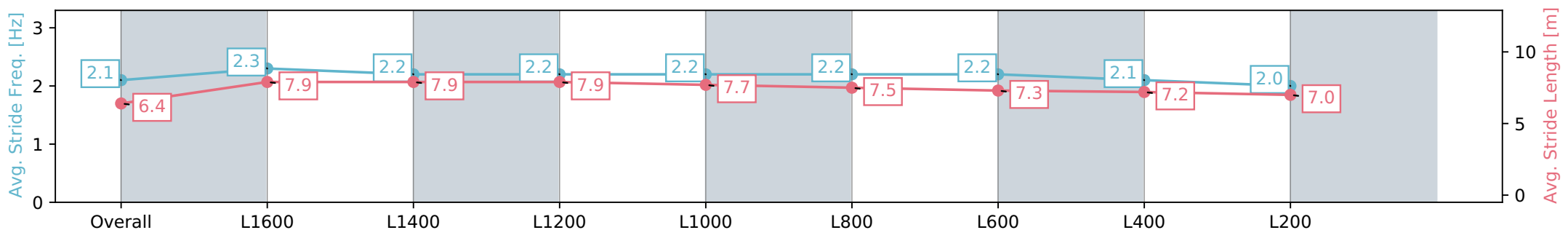
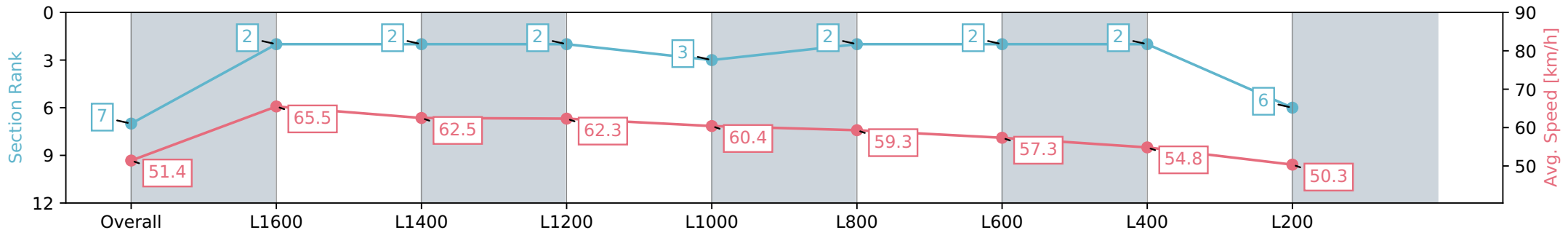
Race 5: Fred Vella Tyre & Crash Repair Benchmark 56  
Handicap - 1800m

03 April 2024 - 4:00PM



Track Rating: Good 4, Weather: Fine, Rail Position: +3m

Section	Overall	L1600	L1400	L1200	L1000	L800	L600	L400	L200
Section Times	1:52.23 [7] (0:14.01)	1:38.22 [2] (0:11.00)	1:27.22 [2] (0:11.52)	1:15.70 [2] (0:11.55)	1:04.15 [3] (0:11.95)	0:52.20 [2] (0:12.19)	0:40.01 [2] (0:12.60)	0:27.41 [2] (0:13.11)	0:14.30 [6] (0:14.30)
Average Speed [km/h]	51.4	65.5	62.5	62.3	60.4	59.3	57.3	54.8	50.3
Top Speed [km/h]	65.0	66.4	63.2	63.3	61.4	60.5	58.3	56.9	55.5
Avg. Dist. to Rail [m]	5.2	0.8	0.2	0.2	0.5	1.0	0.9	2.8	4.2
Avg. Stride Freq. [Hz]	2.1	2.3	2.2	2.2	2.2	2.2	2.2	2.1	2.0
Avg. Stride Length [m]	6.4	7.9	7.9	7.9	7.7	7.5	7.3	7.2	7.0



- [ ] Ranking at each section and finish
- :-:- No data available at this section
- NA No data available

Horse/Jockey Name	INDIAN MO
Finish Rank	8
Fastest Section Time (Section)	0:10.98 (L1600)
Top Speed [km/h] (Section)	66.3 (L1600)
Race State	Finished



Thomas Farms RC Murray Bridge SA - Professional

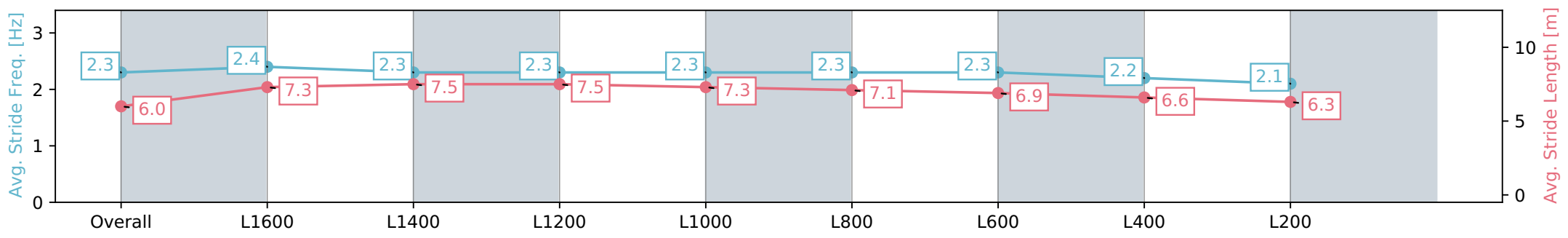
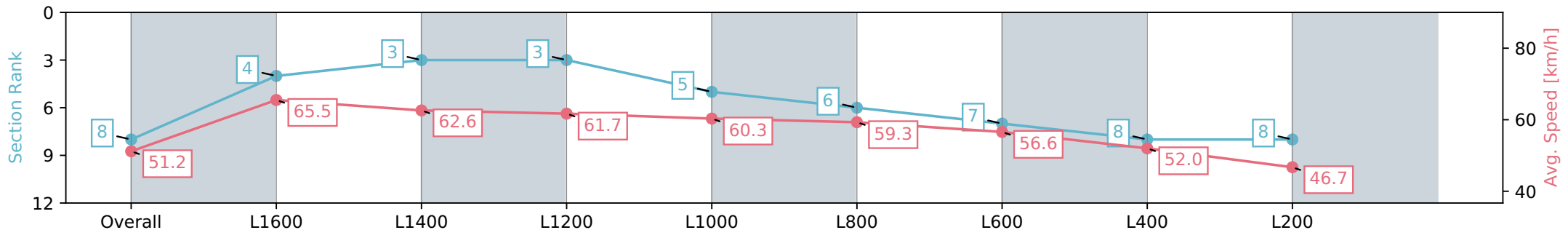
Race 5: Fred Vella Tyre & Crash Repair Benchmark 56  
Handicap - 1800m

03 April 2024 - 4:00PM



Track Rating: Good 4, Weather: Fine, Rail Position: +3m

Section	Overall	L1600	L1400	L1200	L1000	L800	L600	L400	L200
Section Times	1:54.68 [8] (0:14.07)	1:40.61 [4] (0:10.98)	1:29.63 [3] (0:11.51)	1:18.12 [3] (0:11.68)	1:06.44 [5] (0:12.04)	0:54.40 [6] (0:12.28)	0:42.11 [7] (0:12.85)	0:29.26 [8] (0:13.84)	0:15.42 [8] (0:15.42)
Average Speed [km/h]	51.2	65.5	62.6	61.7	60.3	59.3	56.6	52.0	46.7
Top Speed [km/h]	64.7	66.3	64.5	62.1	60.9	60.1	58.4	54.5	48.7
Avg. Dist. to Rail [m]	0.8	0.5	0.5	0.1	1.7	2.5	2.3	3.6	3.3
Avg. Stride Freq. [Hz]	2.3	2.4	2.3	2.3	2.3	2.3	2.3	2.2	2.1
Avg. Stride Length [m]	6.0	7.3	7.5	7.5	7.3	7.1	6.9	6.6	6.3



[ ] Ranking at each section and finish  
 -:-:- No data available at this section  
 NA No data available

Horse/Jockey Name	LEADER'S PRIDE
Finish Rank	9
Fastest Section Time (Section)	0:11.09 (L1600)
Top Speed [km/h] (Section)	66.9 (L1600)
Race State	Finished



Thomas Farms RC Murray Bridge SA - Professional

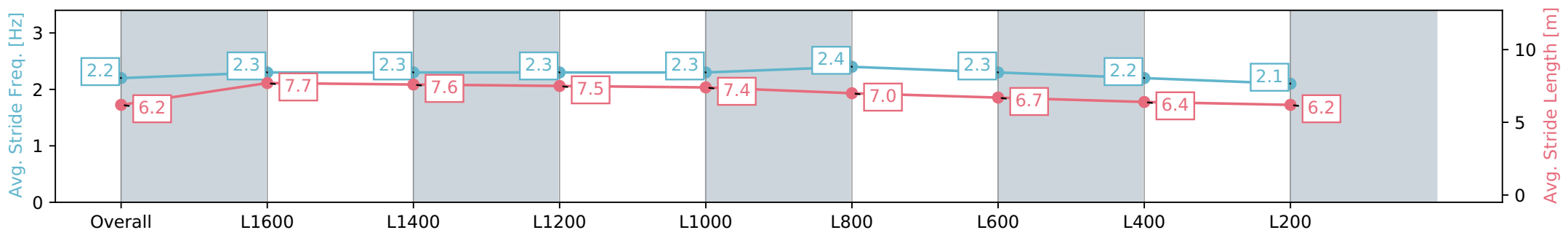
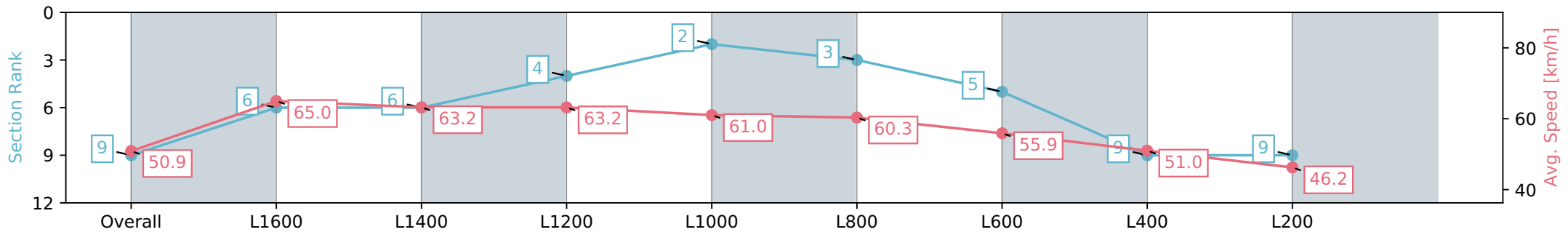
Race 5: Fred Vella Tyre & Crash Repair Benchmark 56  
Handicap - 1800m

03 April 2024 - 4:00PM



Track Rating: Good 4, Weather: Fine, Rail Position: +3m

Section	Overall	L1600	L1400	L1200	L1000	L800	L600	L400	L200
Section Times	1:55.14 [9] (0:14.16)	1:40.98 [6] (0:11.09)	1:29.89 [6] (0:11.37)	1:18.52 [4] (0:11.46)	1:07.06 [2] (0:12.06)	0:55.00 [3] (0:12.25)	0:42.75 [5] (0:13.05)	0:29.70 [9] (0:14.14)	0:15.56 [9] (0:15.56)
Average Speed [km/h]	50.9	65.0	63.2	63.2	61.0	60.3	55.9	51.0	46.2
Top Speed [km/h]	64.5	66.9	63.7	63.8	61.8	61.9	58.4	53.3	48.7
Avg. Dist. to Rail [m]	7.0	3.3	2.1	2.0	4.6	5.0	3.7	7.1	6.6
Avg. Stride Freq. [Hz]	2.2	2.3	2.3	2.3	2.3	2.4	2.3	2.2	2.1
Avg. Stride Length [m]	6.2	7.7	7.6	7.5	7.4	7.0	6.7	6.4	6.2



- [ ] Ranking at each section and finish
- :-:- No data available at this section
- NA No data available