



RACINGSA

Thomas Farms RC Murray Bridge SA

Race 4: Thomas Farms Class One Handicap - 900m

03 April 2024 - 3:27PM



Track Rating: Good 4, Weather: Fine, Rail Position: +3m

Section								Overall	L800	L600	L400	L200		
Field Times								0:52.83 (0:08.22)	0:44.61 (0:10.55)	0:34.06 (0:10.98)	0:23.08 (0:11.13)	0:11.95 (0:11.95)	Margin	Distance Travelled From Winner [m]
Position	#	Horse/Jockey	Barrier	Top Speed [km/h]	Fastest Section	First 400m								
1	2	EGYPTIAN TYCOON Caitlin Jones	2	68.4 400-200	0:08.32 800-600	0:24.63	0:52.83 (0:08.32)	0:44.51 [5] (0:10.88)	0:33.63 [5] (0:10.99)	0:22.64 [4] (0:10.91)	0:11.73 [2] (0:11.73)	0:52.83		
2	7	TOI ET MOI Kayla Crowther	7	68.7 600-400	0:08.49 800-600	0:24.92	0:52.87 (0:08.49)	0:44.38 [8] (0:10.97)	0:33.41 [9] (0:10.97)	0:22.44 [8] (0:10.73)	0:11.71 [4] (0:11.71)	0.04L	+6	
3	1	FOXY FEMME Dom Tournour	1	69.3 600-400	0:08.62 800-600	0:24.95	0:52.90 (0:08.62)	0:44.28 [10] (0:10.85)	0:33.43 [10] (0:11.00)	0:22.43 [10] (0:10.83)	0:11.60 [8] (0:11.60)	0.03L	+3	
4	5	WHO'S AFRAID Teagan Voorham	5	68.6 600-400	0:08.22 800-600	0:24.48	0:53.03 (0:08.22)	0:44.81 [1] (0:10.75)	0:34.06 [2] (0:10.79)	0:23.27 [2] (0:11.11)	0:12.16 [1] (0:12.16)	0.13L	-2	
5	6	HOKED ON WEALTH Rochelle Milnes	6	69.2 600-400	0:08.67 800-600	0:24.82	0:53.11 (0:08.67)	0:44.44 [11] (0:10.71)	0:33.73 [8] (0:10.97)	0:22.76 [6] (0:10.93)	0:11.83 [7] (0:11.83)	0.08L	+0	
6	3	SCUDETTO Polly Brewster	3	68.9 600-400	0:08.33 800-600	0:24.79	0:53.41 (0:08.33)	0:45.08 [6] (0:10.86)	0:34.22 [4] (0:11.09)	0:23.13 [5] (0:10.98)	0:12.15 [6] (0:12.15)	0.3L	+7	
7	4	HOLLANDAISE Todd Pannell	4	68.8 600-400	0:08.31 800-600	0:24.47	0:53.45 (0:08.31)	0:45.14 [4] (0:10.77)	0:34.37 [3] (0:10.92)	0:23.45 [3] (0:11.22)	0:12.23 [5] (0:12.23)	0.04L	+1	
8	8	BEERZ WITH CLINT Jeffrey Maund	8	68.4 400-200	0:08.53 800-600	0:25.22	0:53.54 (0:08.53)	0:45.01 [9] (0:11.05)	0:33.96 [11] (0:10.99)	0:22.97 [11] (0:11.00)	0:11.97 [9] (0:11.97)	0.09L	+4	
9	10	LITTLE RICH LADY Alana Livesey	10	69.8 600-400	0:08.27 800-600	0:24.25	0:53.78 (0:08.27)	0:45.51 [3] (0:10.49)	0:35.02 [1] (0:10.99)	0:24.03 [1] (0:11.39)	0:12.64 [3] (0:12.64)	0.24L	+2	
10	9	PHARMA BOOM Jade Doyle	9	68.6 600-400	0:08.37 800-600	0:24.88	0:54.14 (0:08.37)	0:45.77 [7] (0:10.96)	0:34.81 [7] (0:11.09)	0:23.72 [7] (0:11.21)	0:12.51 [10] (0:12.51)	0.36L	+4	

Report Created: Wed 03 April 2024 16:27:41 GMT+11 (Note: Timing is based on positional data)

- [] Position in running at each section and finish
- # Saddle cloth number
- :-:- No data available at this section
- █ Background shading for fastest section
- NA No data available



Thomas Farms RC Murray Bridge SA
Race 4: Thomas Farms Class One Handicap - 900m
 03 April 2024 - 3:27PM



Track Rating: Good 4, Weather: Fine, Rail Position: +3m

Section	Overall	L800	L600	L400	L200
Field Times	0:52.83	0:44.61	0:34.06	0:23.08	0:11.95
	(0:08.22)	(0:10.55)	(0:10.98)	(0:11.13)	(0:11.95)

Position	#	Horse/Jockey	Barrier	Top Speed [km/h]	Fastest Section	First 400m	Overall	L800	L600	L400	L200	Margin	Distance Travelled From Winner [m]
11	11	HEROIC SPIRIT	11	68.0	0:08.26	0:24.77	0:54.39	0:46.13 [2]	0:35.15 [6]	0:23.94 [9]	0:12.46 [11]	0.25L	+5
		Sophie Logan		600-400	800-600		(0:08.26)	(0:10.98)	(0:11.21)	(0:11.48)	(0:12.46)		

- [] Position in running at each section and finish
- # Saddle cloth number
- :--:- No data available at this section
- Background shading for fastest section
- NA No data available

Horse/Jockey Name	EGYPTIAN TYCOON
Finish Rank	1
Fastest Section Time (Section)	0:08.32 (Overall)
Top Speed [km/h] (Section)	68.4 (L600)
Race State	Finished



Thomas Farms RC Murray Bridge SA - Professional

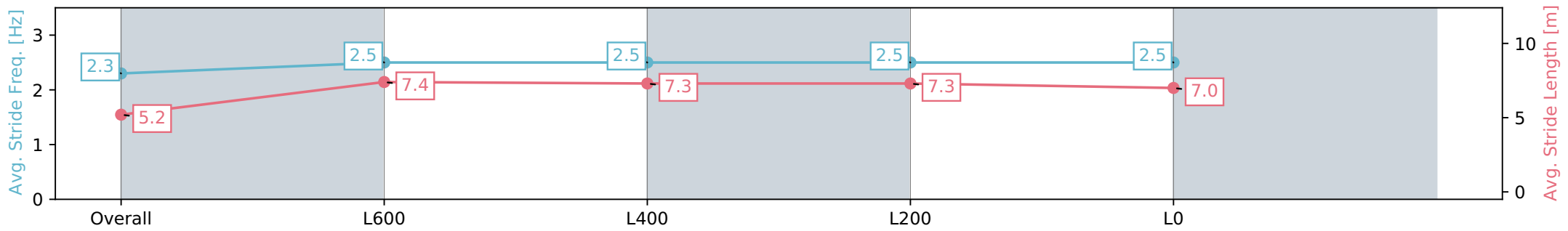
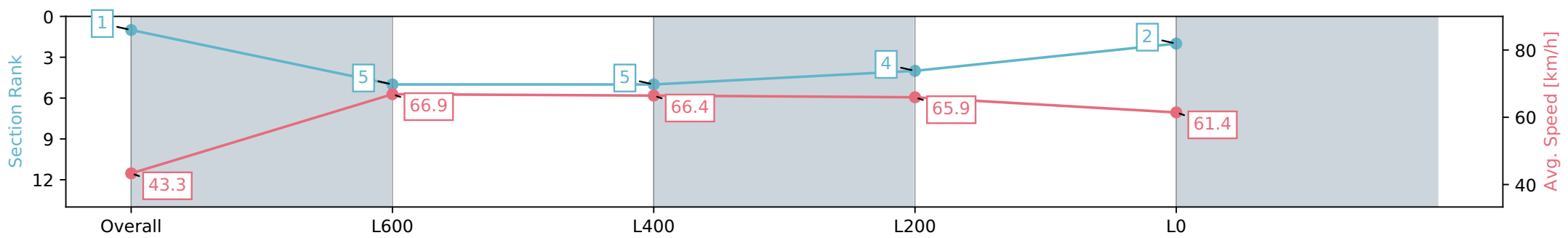
Race 4: Thomas Farms Class One Handicap - 900m

03 April 2024 - 3:27PM

Track Rating: Good 4, Weather: Fine, Rail Position: +3m



Section	Overall	L800	L600	L400	L200
Section Times	0:52.83 [1] (0:08.32)	0:44.51 [5] (0:10.88)	0:33.63 [5] (0:10.99)	0:22.64 [4] (0:10.91)	0:11.73 [2] (0:11.73)
Average Speed [km/h]	43.3	66.9	66.4	65.9	61.4
Top Speed [km/h]	63.6	67.8	68.4	67.1	64.1
Avg. Dist. to Rail [m]	0.5	2.9	3.7	6.7	8.4
Avg. Stride Freq. [Hz]	2.3	2.5	2.5	2.5	2.5
Avg. Stride Length [m]	5.2	7.4	7.3	7.3	7.0



[] Ranking at each section and finish
 -:-:- No data available at this section
 NA No data available

Horse/Jockey Name	TOI ET MOI
Finish Rank	2
Fastest Section Time (Section)	0:08.49 (Overall)
Top Speed [km/h] (Section)	68.7 (L800)
Race State	Finished



Thomas Farms RC Murray Bridge SA - Professional

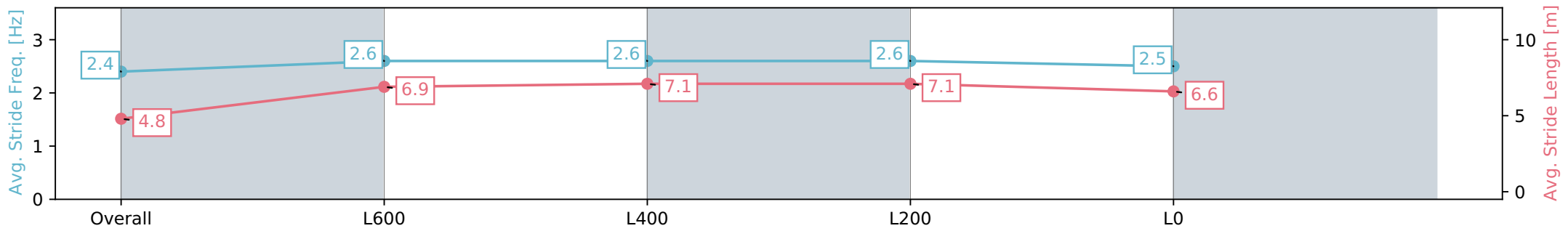
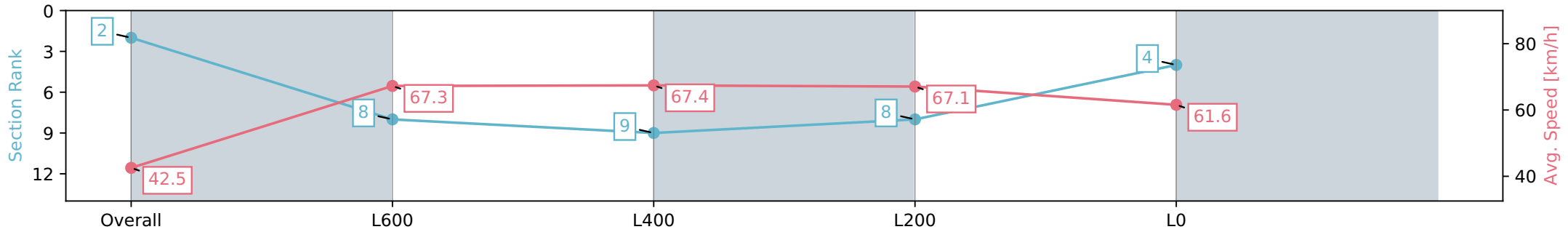
Race 4: Thomas Farms Class One Handicap - 900m

03 April 2024 - 3:27PM

Track Rating: Good 4, Weather: Fine, Rail Position: +3m



Section	Overall	L800	L600	L400	L200
Section Times	0:52.87 [2] (0:08.49)	0:44.38 [8] (0:10.97)	0:33.41 [9] (0:10.97)	0:22.44 [8] (0:10.73)	0:11.71 [4] (0:11.71)
Average Speed [km/h]	42.5	67.3	67.4	67.1	61.6
Top Speed [km/h]	64.7	68.7	68.1	68.3	64.6
Avg. Dist. to Rail [m]	8.0	7.3	7.2	11.4	12.4
Avg. Stride Freq. [Hz]	2.4	2.6	2.6	2.6	2.5
Avg. Stride Length [m]	4.8	6.9	7.1	7.1	6.6



- [] Ranking at each section and finish
- :-:- No data available at this section
- NA No data available

Horse/Jockey Name	FOXY FEMME
Finish Rank	3
Fastest Section Time (Section)	0:08.62 (Overall)
Top Speed [km/h] (Section)	69.3 (L800)
Race State	Finished



Thomas Farms RC Murray Bridge SA - Professional

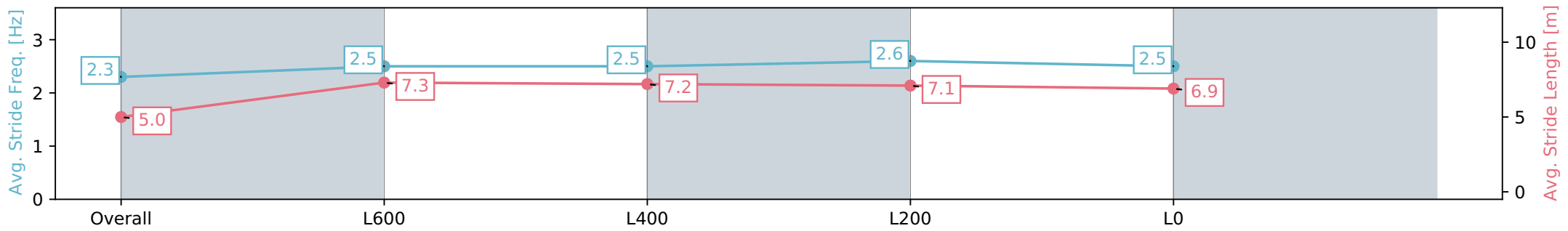
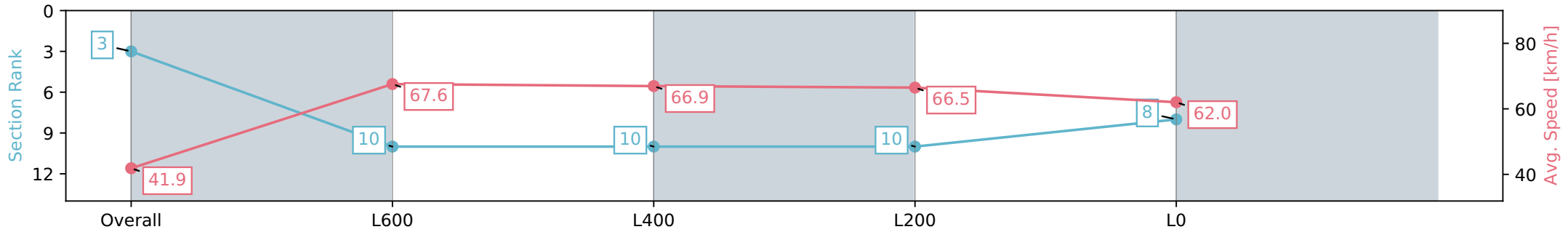
Race 4: Thomas Farms Class One Handicap - 900m

03 April 2024 - 3:27PM

Track Rating: Good 4, Weather: Fine, Rail Position: +3m



Section	Overall	L800	L600	L400	L200
Section Times	0:52.90 [3] (0:08.62)	0:44.28 [10] (0:10.85)	0:33.43 [10] (0:11.00)	0:22.43 [10] (0:10.83)	0:11.60 [8] (0:11.60)
Average Speed [km/h]	41.9	67.6	66.9	66.5	62.0
Top Speed [km/h]	63.0	69.3	68.7	68.7	64.3
Avg. Dist. to Rail [m]	2.5	5.2	6.1	10.8	11.7
Avg. Stride Freq. [Hz]	2.3	2.5	2.5	2.6	2.5
Avg. Stride Length [m]	5.0	7.3	7.2	7.1	6.9



- [] Ranking at each section and finish
- :-:- No data available at this section
- NA No data available

Horse/Jockey Name	WHO'S AFRAID
Finish Rank	4
Fastest Section Time (Section)	0:08.22 (Overall)
Top Speed [km/h] (Section)	68.6 (L800)
Race State	Finished



Thomas Farms RC Murray Bridge SA - Professional

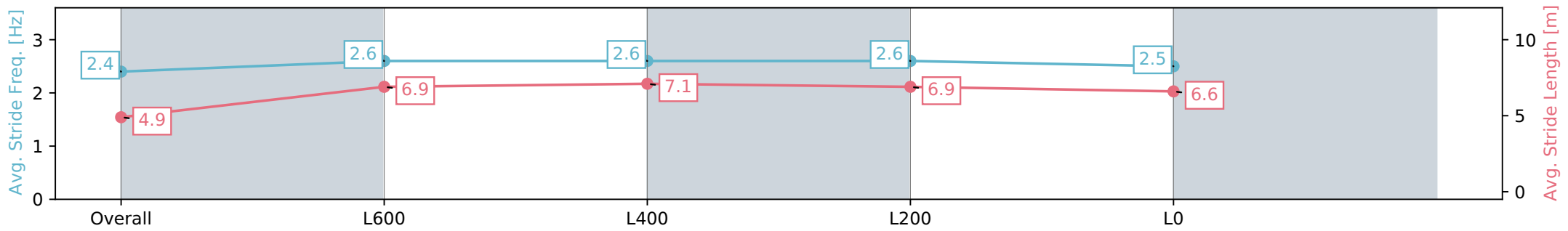
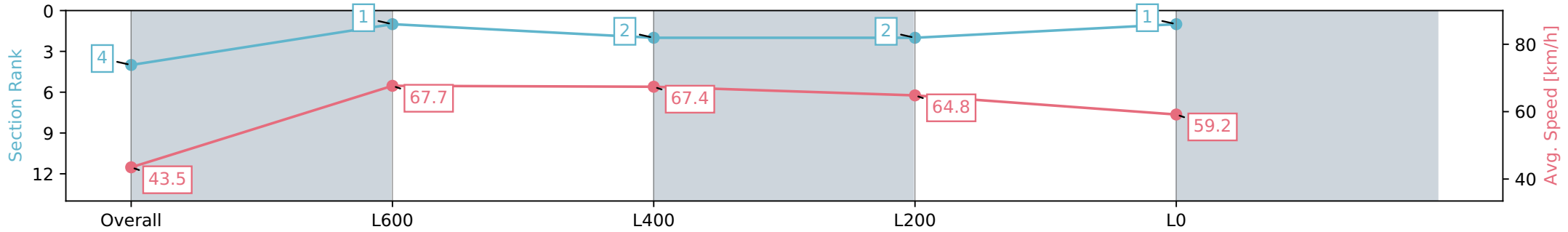
Race 4: Thomas Farms Class One Handicap - 900m

03 April 2024 - 3:27PM

Track Rating: Good 4, Weather: Fine, Rail Position: +3m



Section	Overall	L800	L600	L400	L200
Section Times	0:53.03 [4] (0:08.22)	0:44.81 [1] (0:10.75)	0:34.06 [2] (0:10.79)	0:23.27 [2] (0:11.11)	0:12.16 [1] (0:12.16)
Average Speed [km/h]	43.5	67.7	67.4	64.8	59.2
Top Speed [km/h]	63.3	68.6	68.1	67.6	61.2
Avg. Dist. to Rail [m]	0.7	2.3	3.1	4.4	4.6
Avg. Stride Freq. [Hz]	2.4	2.6	2.6	2.6	2.5
Avg. Stride Length [m]	4.9	6.9	7.1	6.9	6.6



- [] Ranking at each section and finish
- :-:- No data available at this section
- NA No data available

Horse/Jockey Name	HOOKED ON WEALTH
Finish Rank	5
Fastest Section Time (Section)	0:08.67 (Overall)
Top Speed [km/h] (Section)	69.2 (L800)
Race State	Finished



Thomas Farms RC Murray Bridge SA - Professional

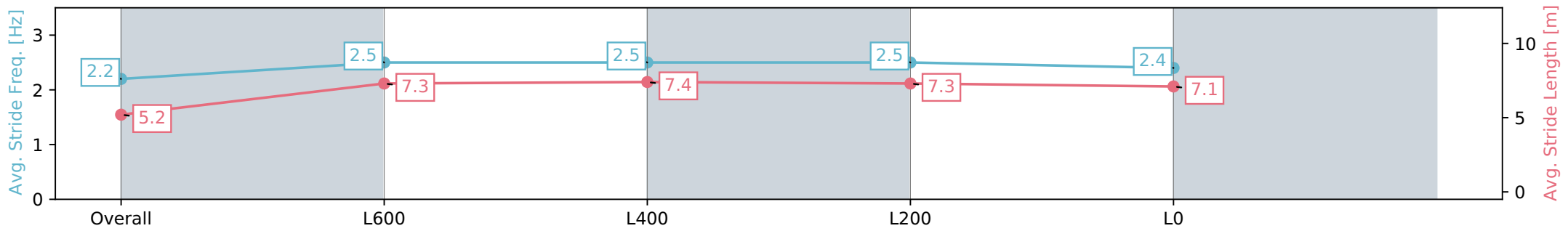
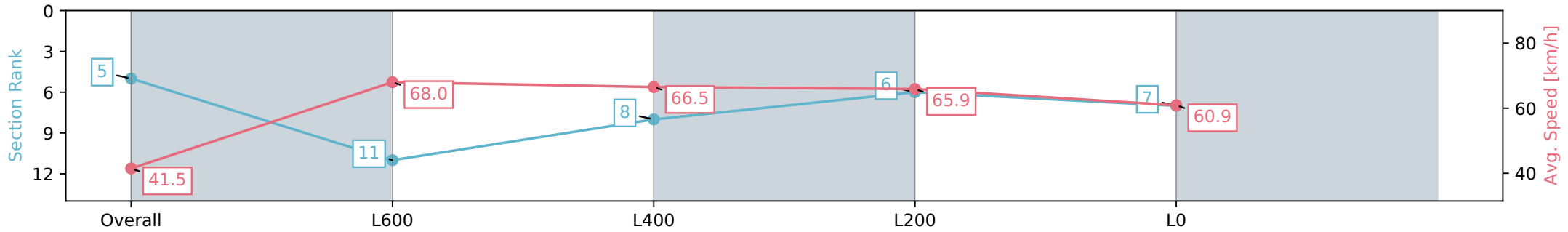
Race 4: Thomas Farms Class One Handicap - 900m

03 April 2024 - 3:27PM

Track Rating: Good 4, Weather: Fine, Rail Position: +3m



Section	Overall	L800	L600	L400	L200
Section Times	0:53.11 [5] (0:08.67)	0:44.44 [11] (0:10.71)	0:33.73 [8] (0:10.97)	0:22.76 [6] (0:10.93)	0:11.83 [7] (0:11.83)
Average Speed [km/h]	41.5	68.0	66.5	65.9	60.9
Top Speed [km/h]	63.7	69.2	69.0	67.6	63.6
Avg. Dist. to Rail [m]	1.2	3.1	3.4	5.1	5.5
Avg. Stride Freq. [Hz]	2.2	2.5	2.5	2.5	2.4
Avg. Stride Length [m]	5.2	7.3	7.4	7.3	7.1



[] Ranking at each section and finish
 -:-:- No data available at this section
 NA No data available

Horse/Jockey Name	SCUDETTO
Finish Rank	6
Fastest Section Time (Section)	0:08.33 (Overall)
Top Speed [km/h] (Section)	68.9 (L800)
Race State	Finished



Thomas Farms RC Murray Bridge SA - Professional

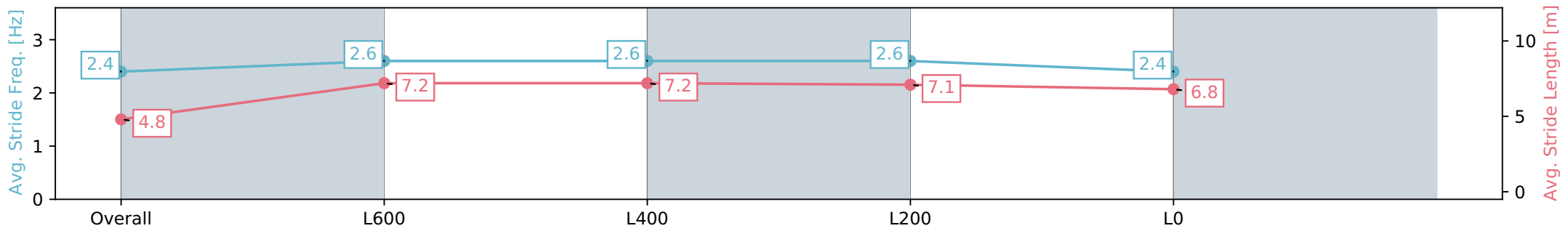
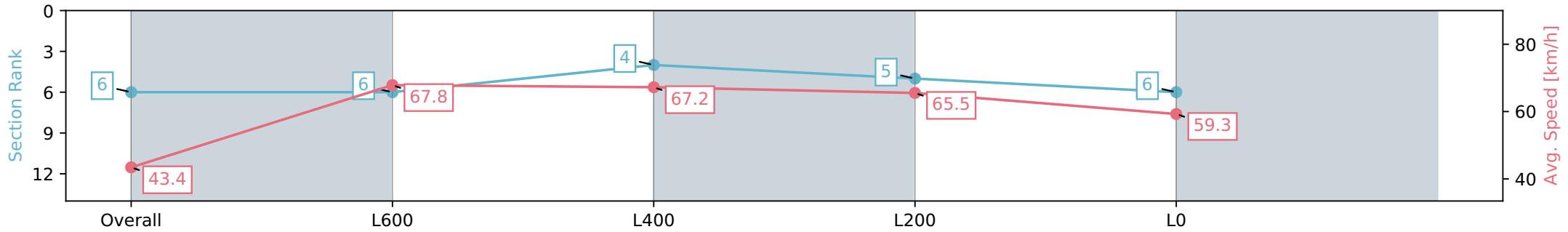
Race 4: Thomas Farms Class One Handicap - 900m

03 April 2024 - 3:27PM

Track Rating: Good 4, Weather: Fine, Rail Position: +3m



Section	Overall	L800	L600	L400	L200
Section Times	0:53.41 [6] (0:08.33)	0:45.08 [6] (0:10.86)	0:34.22 [4] (0:11.09)	0:23.13 [5] (0:10.98)	0:12.15 [6] (0:12.15)
Average Speed [km/h]	43.4	67.8	67.2	65.5	59.3
Top Speed [km/h]	64.4	68.9	68.1	67.6	63.6
Avg. Dist. to Rail [m]	5.9	7.2	8.4	10.6	10.9
Avg. Stride Freq. [Hz]	2.4	2.6	2.6	2.6	2.4
Avg. Stride Length [m]	4.8	7.2	7.2	7.1	6.8



[] Ranking at each section and finish
 -:-:- No data available at this section
 NA No data available

Horse/Jockey Name	HOLLANDAISE
Finish Rank	7
Fastest Section Time (Section)	0:08.31 (Overall)
Top Speed [km/h] (Section)	68.8 (L800)
Race State	Finished



Thomas Farms RC Murray Bridge SA - Professional

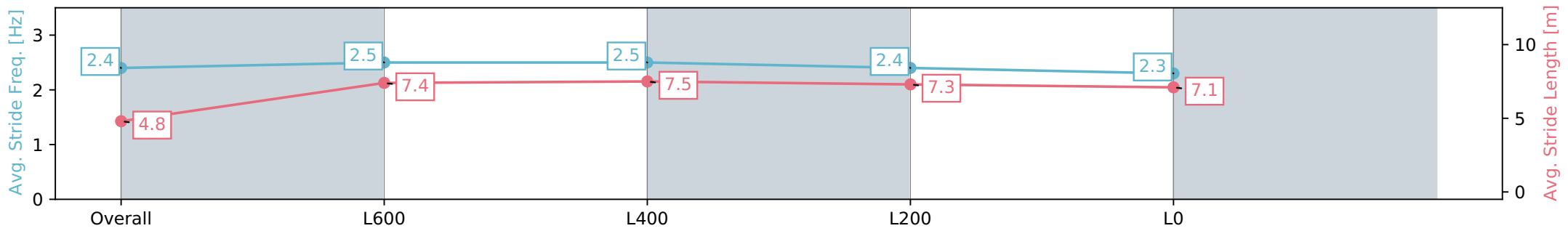
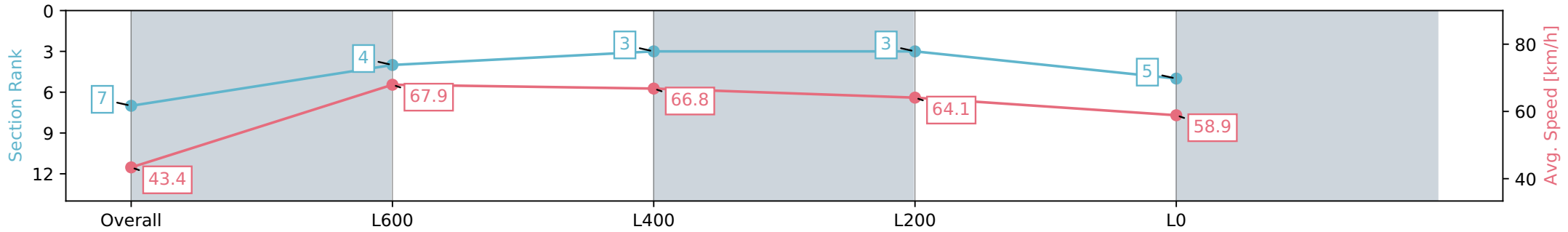
Race 4: Thomas Farms Class One Handicap - 900m

03 April 2024 - 3:27PM

Track Rating: Good 4, Weather: Fine, Rail Position: +3m



Section	Overall	L800	L600	L400	L200
Section Times	0:53.45 [7] (0:08.31)	0:45.14 [4] (0:10.77)	0:34.37 [3] (0:10.92)	0:23.45 [3] (0:11.22)	0:12.23 [5] (0:12.23)
Average Speed [km/h]	43.4	67.9	66.8	64.1	58.9
Top Speed [km/h]	64.8	68.8	68.3	65.8	62.6
Avg. Dist. to Rail [m]	2.5	4.2	3.7	6.3	7.6
Avg. Stride Freq. [Hz]	2.4	2.5	2.5	2.4	2.3
Avg. Stride Length [m]	4.8	7.4	7.5	7.3	7.1



[] Ranking at each section and finish
 -:-:- No data available at this section
 NA No data available

Horse/Jockey Name	BEERZ WITH CLINT
Finish Rank	8
Fastest Section Time (Section)	0:08.53 (Overall)
Top Speed [km/h] (Section)	68.4 (L600)
Race State	Finished



Thomas Farms RC Murray Bridge SA - Professional

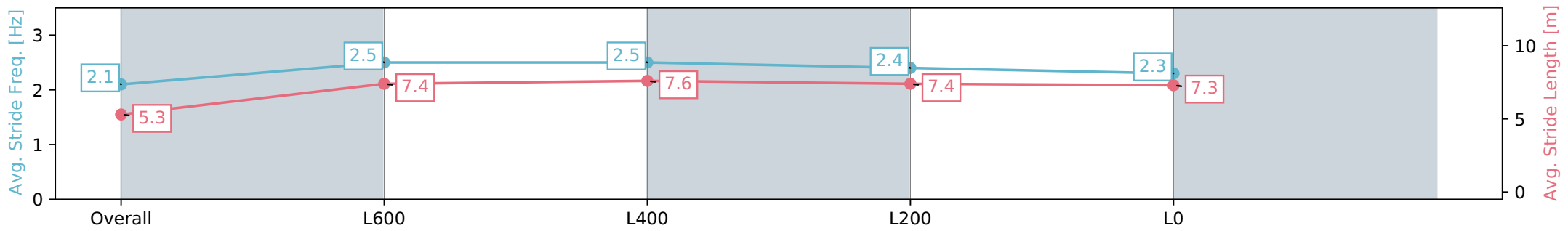
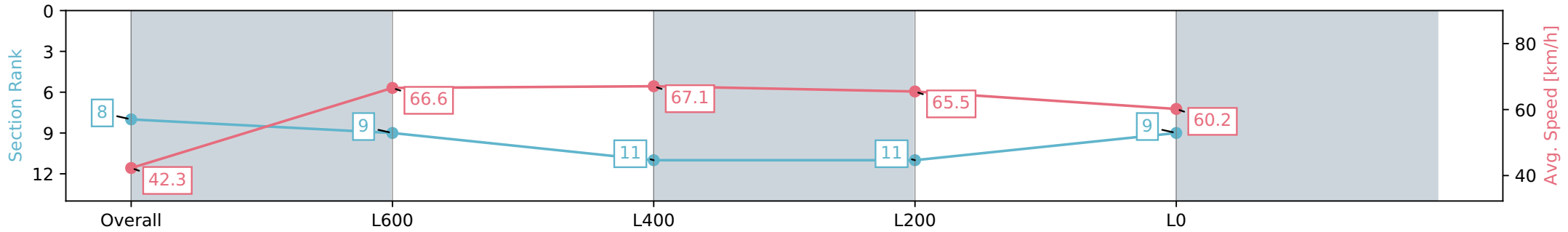
Race 4: Thomas Farms Class One Handicap - 900m

03 April 2024 - 3:27PM

Track Rating: Good 4, Weather: Fine, Rail Position: +3m



Section	Overall	L800	L600	L400	L200
Section Times	0:53.54 [8] (0:08.53)	0:45.01 [9] (0:11.05)	0:33.96 [11] (0:10.99)	0:22.97 [11] (0:11.00)	0:11.97 [9] (0:11.97)
Average Speed [km/h]	42.3	66.6	67.1	65.5	60.2
Top Speed [km/h]	61.3	67.9	68.4	67.3	63.6
Avg. Dist. to Rail [m]	4.9	6.3	6.3	10.3	11.6
Avg. Stride Freq. [Hz]	2.1	2.5	2.5	2.4	2.3
Avg. Stride Length [m]	5.3	7.4	7.6	7.4	7.3



[] Ranking at each section and finish
 -:-:- No data available at this section
 NA No data available

Horse/Jockey Name	LITTLE RICH LADY
Finish Rank	9
Fastest Section Time (Section)	0:08.27 (Overall)
Top Speed [km/h] (Section)	69.8 (L800)
Race State	Finished



Thomas Farms RC Murray Bridge SA - Professional

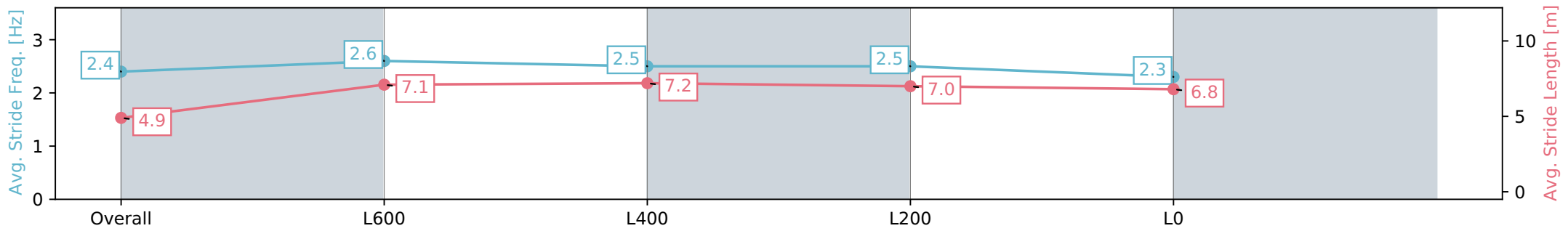
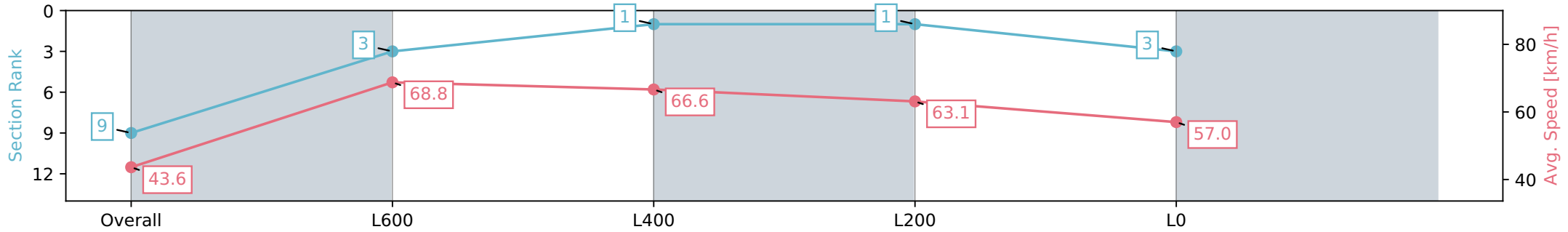
Race 4: Thomas Farms Class One Handicap - 900m

03 April 2024 - 3:27PM

Track Rating: Good 4, Weather: Fine, Rail Position: +3m



Section	Overall	L800	L600	L400	L200
Section Times	0:53.78 [9] (0:08.27)	0:45.51 [3] (0:10.49)	0:35.02 [1] (0:10.99)	0:24.03 [1] (0:11.39)	0:12.64 [3] (0:12.64)
Average Speed [km/h]	43.6	68.8	66.6	63.1	57.0
Top Speed [km/h]	67.5	69.8	68.8	66.0	60.2
Avg. Dist. to Rail [m]	7.5	6.7	4.1	4.7	3.7
Avg. Stride Freq. [Hz]	2.4	2.6	2.5	2.5	2.3
Avg. Stride Length [m]	4.9	7.1	7.2	7.0	6.8



[] Ranking at each section and finish
 -:-:- No data available at this section
 NA No data available

Horse/Jockey Name	PHARMA BOOM
Finish Rank	10
Fastest Section Time (Section)	0:08.37 (Overall)
Top Speed [km/h] (Section)	68.6 (L800)
Race State	Finished



Thomas Farms RC Murray Bridge SA - Professional

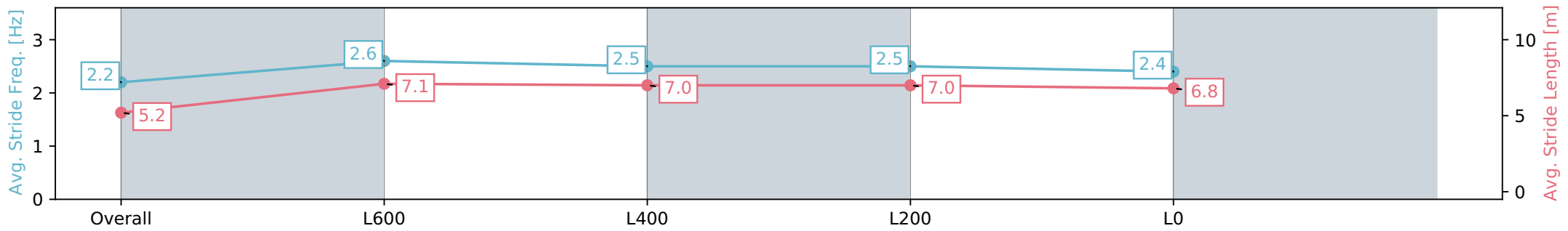
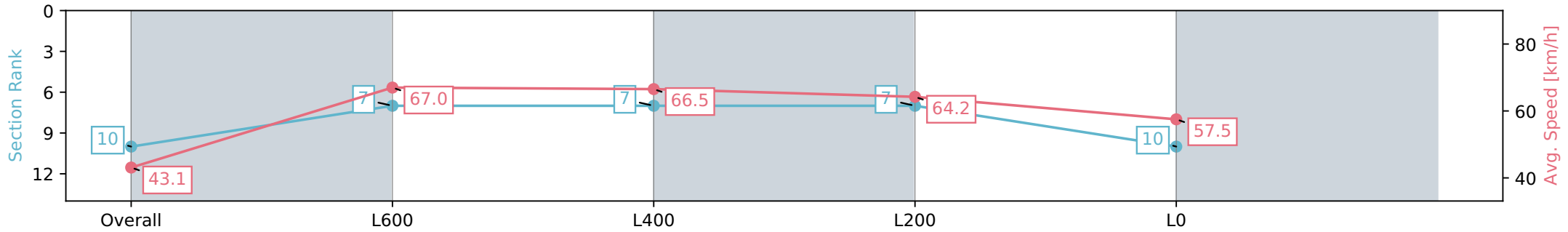
Race 4: Thomas Farms Class One Handicap - 900m

03 April 2024 - 3:27PM

Track Rating: Good 4, Weather: Fine, Rail Position: +3m



Section	Overall	L800	L600	L400	L200
Section Times	0:54.14 [10] (0:08.37)	0:45.77 [7] (0:10.96)	0:34.81 [7] (0:11.09)	0:23.72 [7] (0:11.21)	0:12.51 [10] (0:12.51)
Average Speed [km/h]	43.1	67.0	66.5	64.2	57.5
Top Speed [km/h]	63.7	68.6	67.7	67.3	62.1
Avg. Dist. to Rail [m]	2.0	5.9	6.1	6.5	3.3
Avg. Stride Freq. [Hz]	2.2	2.6	2.5	2.5	2.4
Avg. Stride Length [m]	5.2	7.1	7.0	7.0	6.8



[] Ranking at each section and finish
 -:-:- No data available at this section
 NA No data available

Horse/Jockey Name	HEROIC SPIRIT
Finish Rank	11
Fastest Section Time (Section)	0:08.26 (Overall)
Top Speed [km/h] (Section)	68.0 (L800)
Race State	Finished



Thomas Farms RC Murray Bridge SA - Professional

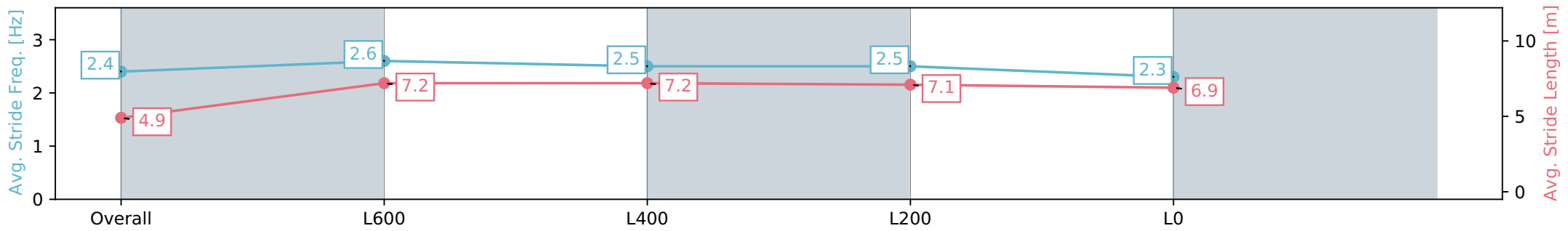
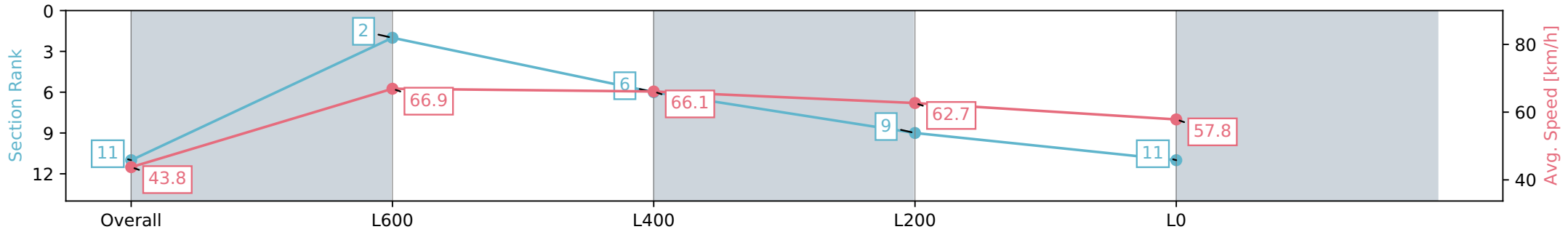
Race 4: Thomas Farms Class One Handicap - 900m

03 April 2024 - 3:27PM

Track Rating: Good 4, Weather: Fine, Rail Position: +3m



Section	Overall	L800	L600	L400	L200
Section Times	0:54.39 [11] (0:08.26)	0:46.13 [2] (0:10.98)	0:35.15 [6] (0:11.21)	0:23.94 [9] (0:11.48)	0:12.46 [11] (0:12.46)
Average Speed [km/h]	43.8	66.9	66.1	62.7	57.8
Top Speed [km/h]	64.0	68.0	67.2	65.6	60.0
Avg. Dist. to Rail [m]	4.1	6.0	7.4	9.4	9.6
Avg. Stride Freq. [Hz]	2.4	2.6	2.5	2.5	2.3
Avg. Stride Length [m]	4.9	7.2	7.2	7.1	6.9



[] Ranking at each section and finish
 -:-:- No data available at this section
 NA No data available