



RACING SA

Thomas Farms RC Murray Bridge SA
Race 7: Sportsbet Same Race Multi Benchmark 56 Handicap - 1000m
20 March 2024 - 5:14PM



Track Rating: Soft 5, Weather: Fine, Rail Position: +3m

Table with columns: Section, Field Times, Position, #, Horse/Jockey, Barrier, Top Speed [km/h], Fastest Section, First 400m, Overall, L800, L600, L400, L200, Margin, Distance Travelled From Winner [m]. Rows include horses like STARTIDE, KUSHAN KHANIVALE, HOOKED ON WEALTH, etc.

Scratched: Storm Voyager (#2), Velvet Star (#10), Express Master (#15), Cork Harbour (#16)

- [ ] Position in running at each section and finish
# Saddle cloth number
-:-:- No data available at this section
NA No data available



RACING SA

Thomas Farms RC Murray Bridge SA
Race 7: Sportsbet Same Race Multi Benchmark 56 Handicap - 1000m
20 March 2024 - 5:14PM



Track Rating: Soft 5, Weather: Fine, Rail Position: +3m

Table with 5 columns: Section, Field Times, Overall, L800, L600, L400, L200. Values include 0:58.94, 0:45.46, 0:34.75, 0:23.30, 0:11.86.

Main race results table with columns: Position, #, Horse/Jockey, Barrier, Top Speed [km/h], Fastest Section, First 400m, Overall, L800, L600, L400, L200, Margin, Distance Travelled From Winner [m].

Scratched: Storm Voyager (#2), Velvet Star (#10), Express Master (#15), Cork Harbour (#16)

- [ ] Position in running at each section and finish
# Saddle cloth number
-:-:- No data available at this section
NA No data available

Horse/Jockey Name	STARTIDE
Finish Rank	1
Fastest Section Time (Section)	0:10.92 (L800)
Top Speed [km/h] (Section)	68.5 (L800)
Race State	Finished



Thomas Farms RC Murray Bridge SA - Professional

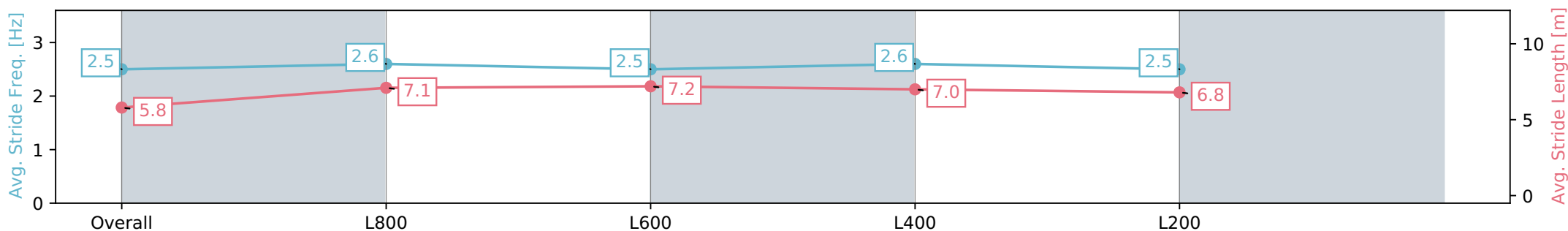
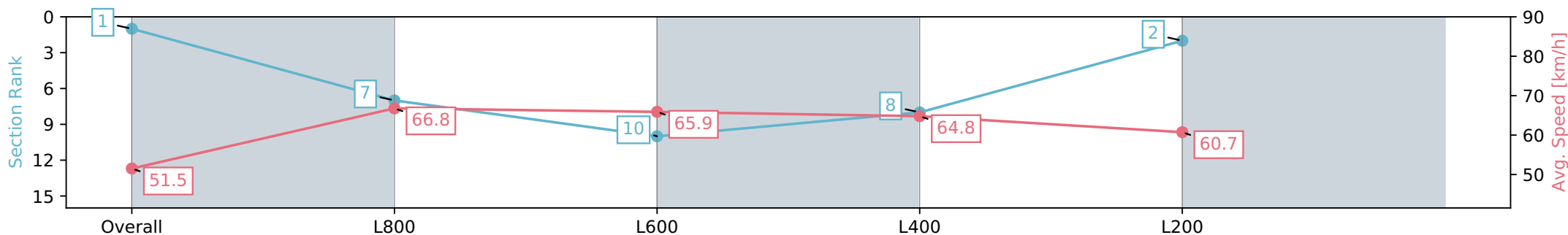
Race 7: Sportsbet Same Race Multi Benchmark 56  
Handicap - 1000m

20 March 2024 - 5:14PM

Track Rating: Soft 5, Weather: Fine, Rail Position: +3m



Section	Overall	L1000	L800	L600	L400
Section Times	0:58.94 [1] (0:13.98)	0:44.96 [7] (0:10.92)	0:34.04 [10] (0:11.09)	0:22.95 [8] (0:11.10)	0:11.85 [2] (0:11.85)
Average Speed [km/h]	51.5	66.8	65.9	64.8	60.7
Top Speed [km/h]	66.7	68.5	67.2	65.5	63.3
Avg. Dist. to Rail [m]	1.7	3.7	3.5	6.4	5.3
Avg. Stride Freq. [Hz]	2.5	2.6	2.5	2.6	2.5
Avg. Stride Length [m]	5.8	7.1	7.2	7.0	6.8



- [ ] Ranking at each section and finish
- :-:- No data available at this section
- NA No data available

Horse/Jockey Name	KUSHAN KHANIVALE
Finish Rank	2
Fastest Section Time (Section)	0:10.78 (L800)
Top Speed [km/h] (Section)	69.1 (L800)
Race State	Finished



Thomas Farms RC Murray Bridge SA - Professional

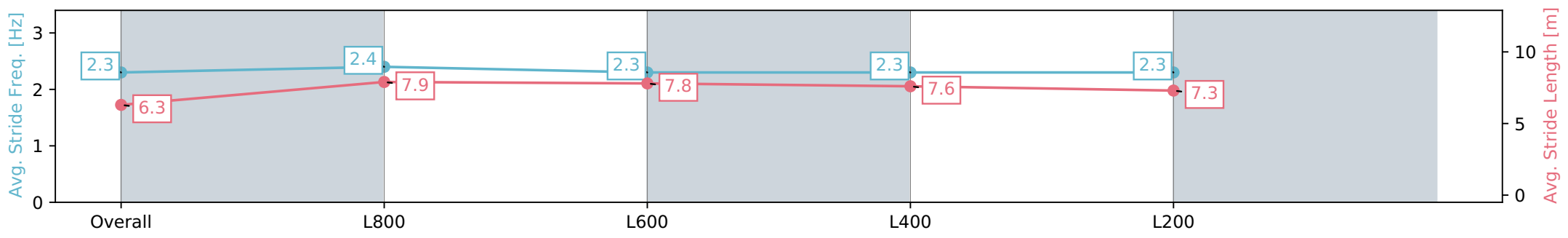
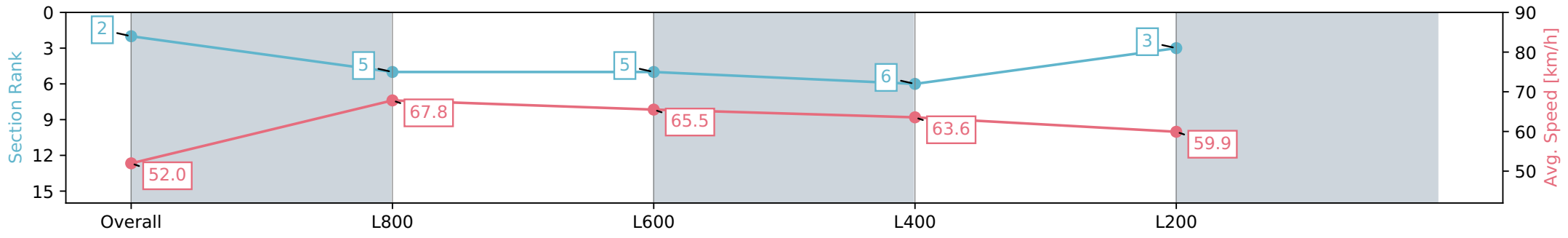
Race 7: Sportsbet Same Race Multi Benchmark 56  
Handicap - 1000m

20 March 2024 - 5:14PM

Track Rating: Soft 5, Weather: Fine, Rail Position: +3m



Section	Overall	L1000	L800	L600	L400
Section Times	0:59.14 [2] (0:13.87)	0:45.27 [5] (0:10.78)	0:34.49 [5] (0:11.15)	0:23.34 [6] (0:11.32)	0:12.02 [3] (0:12.02)
Average Speed [km/h]	52.0	67.8	65.5	63.6	59.9
Top Speed [km/h]	67.7	69.1	67.1	66.9	61.8
Avg. Dist. to Rail [m]	2.2	4.2	3.8	7.2	7.8
Avg. Stride Freq. [Hz]	2.3	2.4	2.3	2.3	2.3
Avg. Stride Length [m]	6.3	7.9	7.8	7.6	7.3



- [ ] Ranking at each section and finish
- :-:- No data available at this section
- NA No data available

Horse/Jockey Name	HOOKED ON WEALTH
Finish Rank	3
Fastest Section Time (Section)	0:10.95 (L800)
Top Speed [km/h] (Section)	69.2 (L800)
Race State	Finished



Thomas Farms RC Murray Bridge SA - Professional

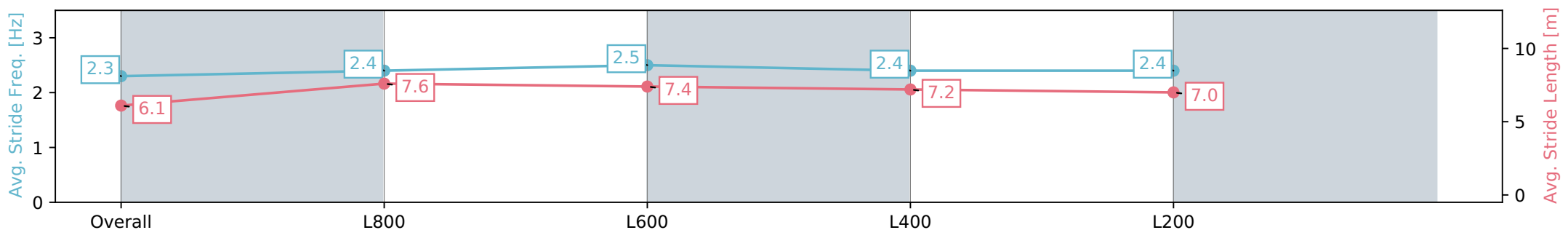
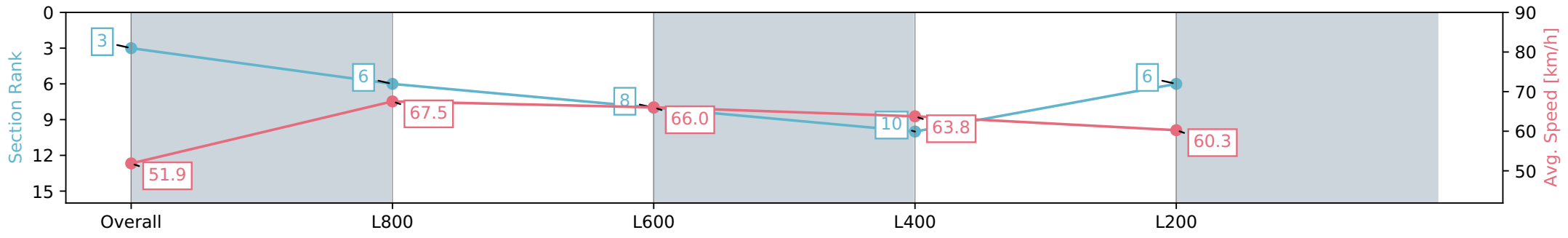
Race 7: Sportsbet Same Race Multi Benchmark 56  
Handicap - 1000m

20 March 2024 - 5:14PM

Track Rating: Soft 5, Weather: Fine, Rail Position: +3m



Section	Overall	L1000	L800	L600	L400
Section Times	0:59.26 [3] (0:13.91)	0:45.35 [6] (0:10.95)	0:34.40 [8] (0:11.18)	0:23.22 [10] (0:11.28)	0:11.93 [6] (0:11.93)
Average Speed [km/h]	51.9	67.5	66.0	63.8	60.3
Top Speed [km/h]	67.7	69.2	67.1	65.7	63.5
Avg. Dist. to Rail [m]	5.6	7.6	6.2	9.3	10.7
Avg. Stride Freq. [Hz]	2.3	2.4	2.5	2.4	2.4
Avg. Stride Length [m]	6.1	7.6	7.4	7.2	7.0



- [ ] Ranking at each section and finish
- :-:- No data available at this section
- NA No data available

Horse/Jockey Name	HATEECH
Finish Rank	4
Fastest Section Time (Section)	0:10.77 (L800)
Top Speed [km/h] (Section)	70.3 (L800)
Race State	Finished



Thomas Farms RC Murray Bridge SA - Professional

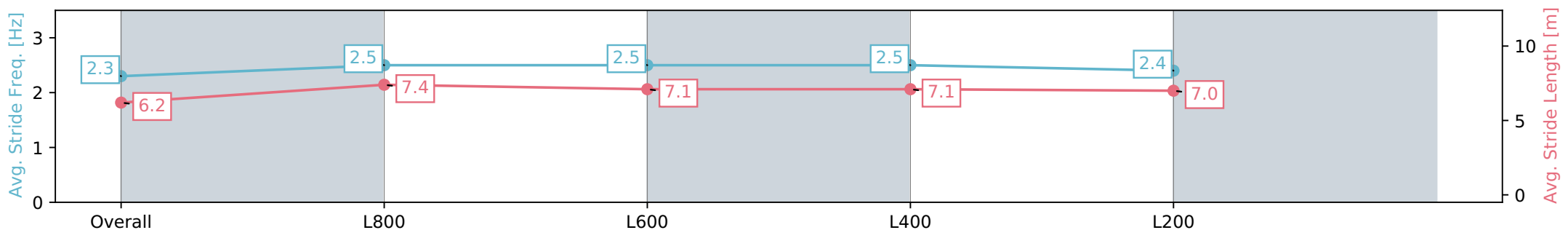
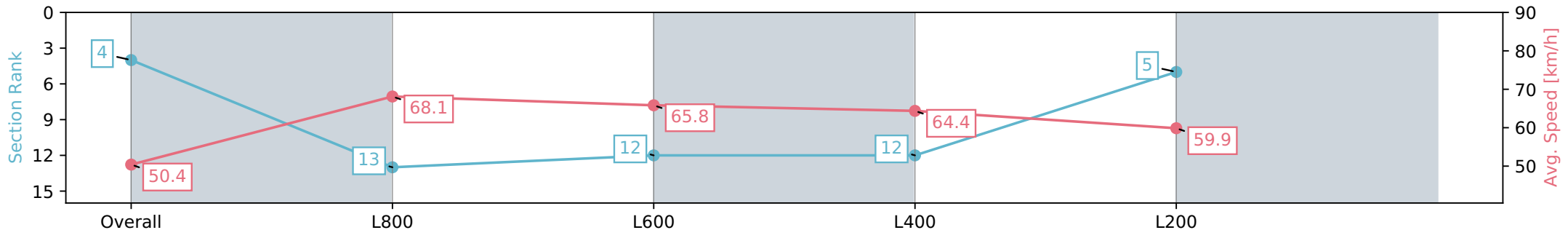
Race 7: Sportsbet Same Race Multi Benchmark 56  
Handicap - 1000m

20 March 2024 - 5:14PM

Track Rating: Soft 5, Weather: Fine, Rail Position: +3m



Section	Overall	L1000	L800	L600	L400
Section Times	0:59.34 [4] (0:14.31)	0:45.03 [13] (0:10.77)	0:34.26 [12] (0:11.05)	0:23.21 [12] (0:11.18)	0:12.03 [5] (0:12.03)
Average Speed [km/h]	50.4	68.1	65.8	64.4	59.9
Top Speed [km/h]	68.4	70.3	66.3	65.9	62.8
Avg. Dist. to Rail [m]	4.8	5.5	2.4	5.4	4.7
Avg. Stride Freq. [Hz]	2.3	2.5	2.5	2.5	2.4
Avg. Stride Length [m]	6.2	7.4	7.1	7.1	7.0



- [ ] Ranking at each section and finish
- :-:- No data available at this section
- NA No data available

Horse/Jockey Name	AMELIA VALENTINA
Finish Rank	5
Fastest Section Time (Section)	0:10.93 (L800)
Top Speed [km/h] (Section)	69.5 (L800)
Race State	Finished



Thomas Farms RC Murray Bridge SA - Professional

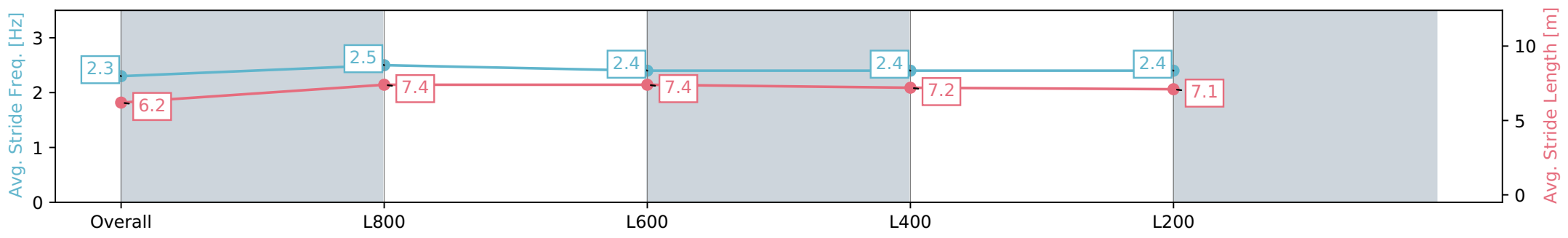
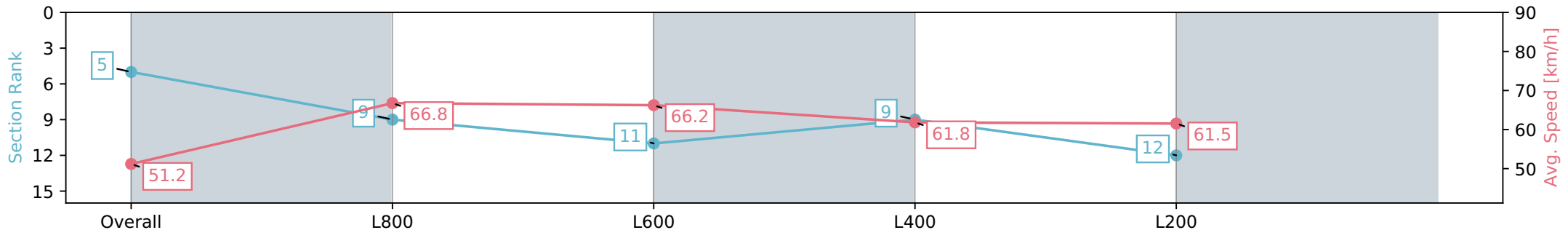
Race 7: Sportsbet Same Race Multi Benchmark 56  
Handicap - 1000m

20 March 2024 - 5:14PM

Track Rating: Soft 5, Weather: Fine, Rail Position: +3m



Section	Overall	L1000	L800	L600	L400
Section Times	0:59.39 [5] (0:14.07)	0:45.32 [9] (0:10.93)	0:34.39 [11] (0:11.03)	0:23.36 [9] (0:11.65)	0:11.71 [12] (0:11.71)
Average Speed [km/h]	51.2	66.8	66.2	61.8	61.5
Top Speed [km/h]	67.6	69.5	67.5	66.1	63.3
Avg. Dist. to Rail [m]	0.7	3.7	3.6	5.2	8.3
Avg. Stride Freq. [Hz]	2.3	2.5	2.4	2.4	2.4
Avg. Stride Length [m]	6.2	7.4	7.4	7.2	7.1



- [ ] Ranking at each section and finish
- :-:- No data available at this section
- NA No data available

Horse/Jockey Name	KAIDO
Finish Rank	6
Fastest Section Time (Section)	0:10.70 (L800)
Top Speed [km/h] (Section)	71.6 (L800)
Race State	Finished



Thomas Farms RC Murray Bridge SA - Professional

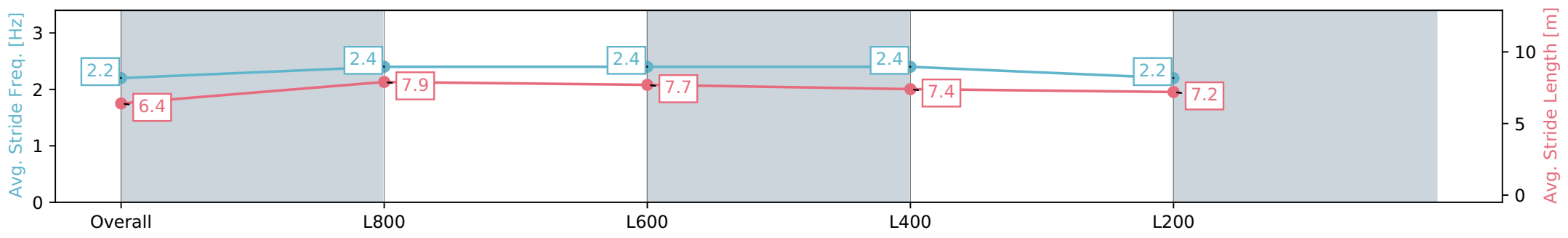
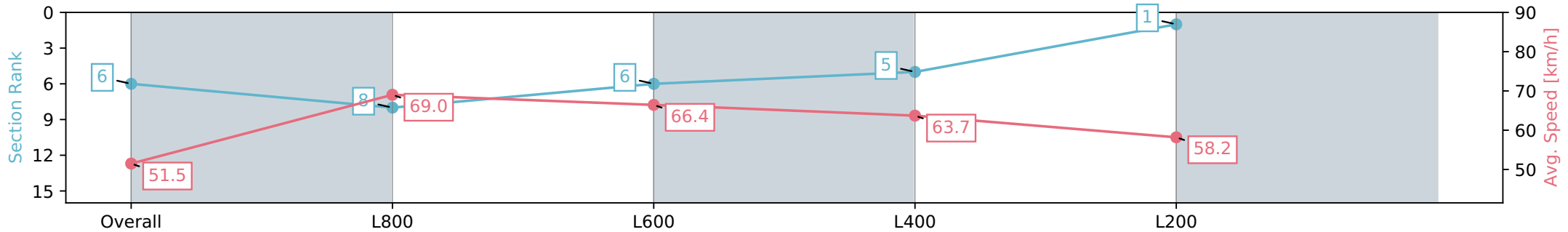
Race 7: Sportsbet Same Race Multi Benchmark 56  
Handicap - 1000m

20 March 2024 - 5:14PM

Track Rating: Soft 5, Weather: Fine, Rail Position: +3m



Section	Overall	L1000	L800	L600	L400
Section Times	0:59.46 [6] (0:13.99)	0:45.47 [8] (0:10.70)	0:34.77 [6] (0:11.08)	0:23.69 [5] (0:11.31)	0:12.38 [1] (0:12.38)
Average Speed [km/h]	51.5	69.0	66.4	63.7	58.2
Top Speed [km/h]	69.6	71.6	67.9	65.7	62.0
Avg. Dist. to Rail [m]	2.8	7.2	5.6	7.1	7.9
Avg. Stride Freq. [Hz]	2.2	2.4	2.4	2.4	2.2
Avg. Stride Length [m]	6.4	7.9	7.7	7.4	7.2



- [ ] Ranking at each section and finish
- :-:- No data available at this section
- NA No data available



Horse/Jockey Name	BONJOUR MON AMOUR
Finish Rank	7
Fastest Section Time (Section)	0:10.84 (L800)
Top Speed [km/h] (Section)	69.3 (L800)
Race State	Finished



Thomas Farms RC Murray Bridge SA - Professional

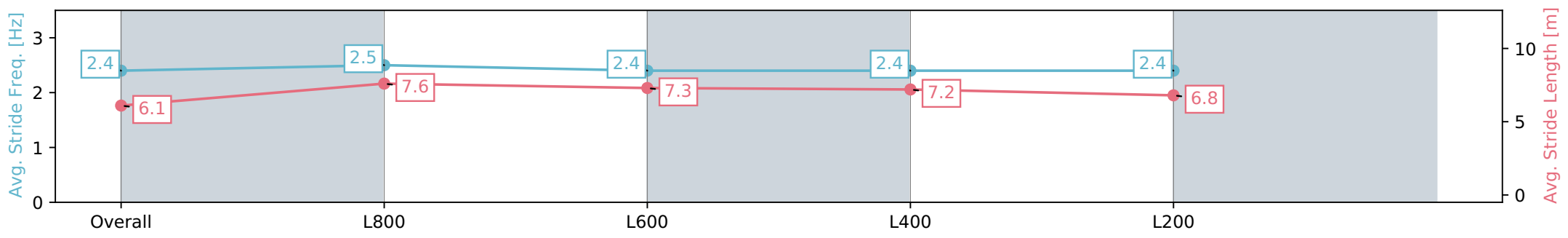
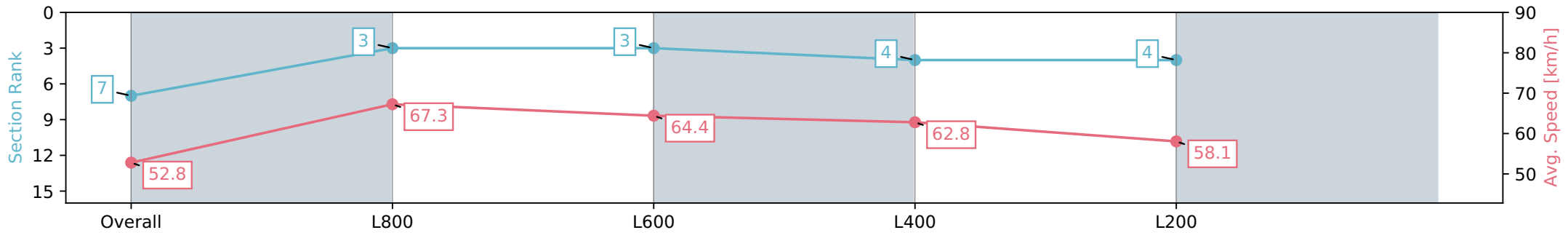
Race 7: Sportsbet Same Race Multi Benchmark 56  
Handicap - 1000m

20 March 2024 - 5:14PM

Track Rating: Soft 5, Weather: Fine, Rail Position: +3m



Section	Overall	L1000	L800	L600	L400
Section Times	0:59.63 [7] (0:13.65)	0:45.98 [3] (0:10.84)	0:35.14 [3] (0:11.27)	0:23.87 [4] (0:11.47)	0:12.40 [4] (0:12.40)
Average Speed [km/h]	52.8	67.3	64.4	62.8	58.1
Top Speed [km/h]	68.6	69.3	67.0	64.2	61.2
Avg. Dist. to Rail [m]	1.6	3.8	2.3	3.9	3.2
Avg. Stride Freq. [Hz]	2.4	2.5	2.4	2.4	2.4
Avg. Stride Length [m]	6.1	7.6	7.3	7.2	6.8



- [ ] Ranking at each section and finish
- :-:- No data available at this section
- NA No data available

Horse/Jockey Name	CROWN MOSHE
Finish Rank	8
Fastest Section Time (Section)	0:10.94 (L800)
Top Speed [km/h] (Section)	69.5 (L800)
Race State	Finished



Thomas Farms RC Murray Bridge SA - Professional

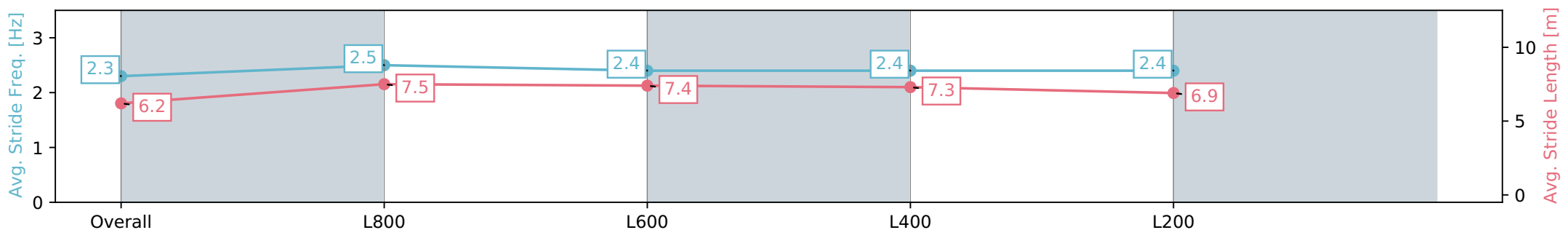
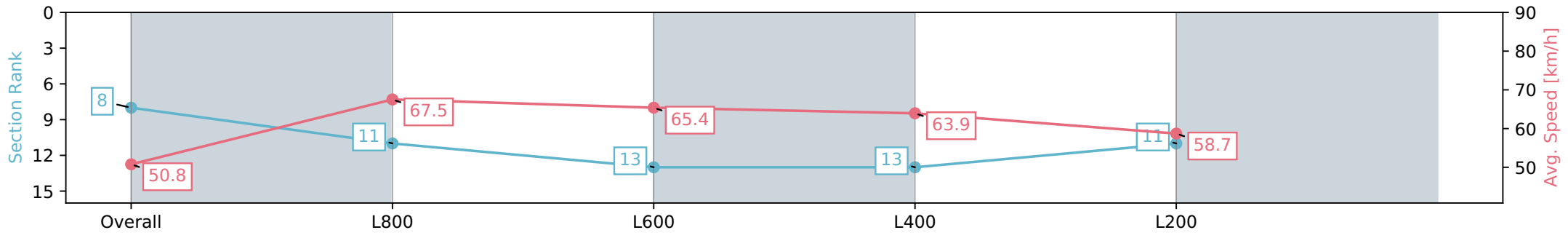
Race 7: Sportsbet Same Race Multi Benchmark 56  
Handicap - 1000m

20 March 2024 - 5:14PM

Track Rating: Soft 5, Weather: Fine, Rail Position: +3m



Section	Overall	L1000	L800	L600	L400
Section Times	0:59.91 [8] (0:14.19)	0:45.72 [11] (0:10.94)	0:34.78 [13] (0:11.24)	0:23.54 [13] (0:11.28)	0:12.26 [11] (0:12.26)
Average Speed [km/h]	50.8	67.5	65.4	63.9	58.7
Top Speed [km/h]	68.0	69.5	67.3	66.3	62.5
Avg. Dist. to Rail [m]	8.0	7.5	5.3	10.9	14.4
Avg. Stride Freq. [Hz]	2.3	2.5	2.4	2.4	2.4
Avg. Stride Length [m]	6.2	7.5	7.4	7.3	6.9



- [ ] Ranking at each section and finish
- :-:- No data available at this section
- NA No data available

Horse/Jockey Name	HEROIC SPIRIT
Finish Rank	9
Fastest Section Time (Section)	0:10.80 (L800)
Top Speed [km/h] (Section)	69.5 (L800)
Race State	Finished



Thomas Farms RC Murray Bridge SA - Professional

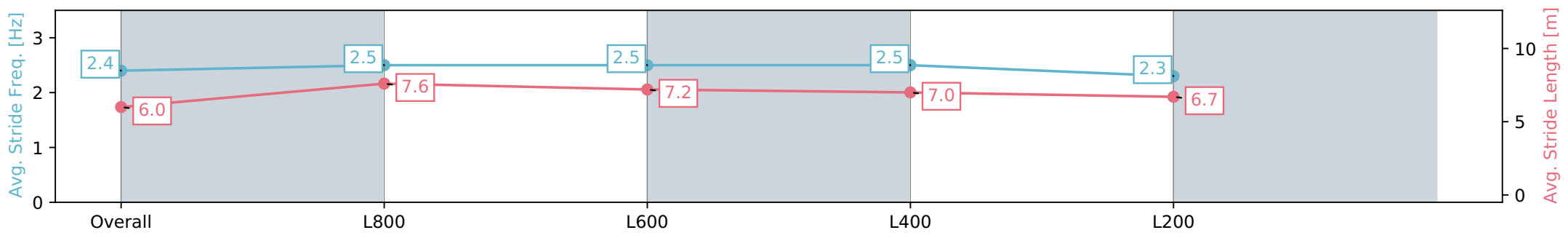
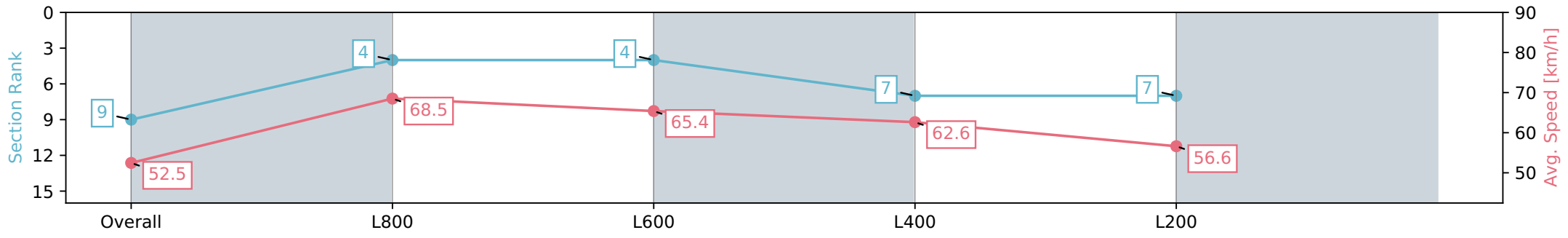
Race 7: Sportsbet Same Race Multi Benchmark 56  
Handicap - 1000m

20 March 2024 - 5:14PM

Track Rating: Soft 5, Weather: Fine, Rail Position: +3m



Section	Overall	L1000	L800	L600	L400
Section Times	1:00.11 [9] (0:13.75)	0:46.36 [4] (0:10.80)	0:35.56 [4] (0:11.33)	0:24.23 [7] (0:11.50)	0:12.73 [7] (0:12.73)
Average Speed [km/h]	52.5	68.5	65.4	62.6	56.6
Top Speed [km/h]	68.3	69.5	67.8	64.5	60.1
Avg. Dist. to Rail [m]	6.1	8.1	7.2	10.8	10.6
Avg. Stride Freq. [Hz]	2.4	2.5	2.5	2.5	2.3
Avg. Stride Length [m]	6.0	7.6	7.2	7.0	6.7



- [ ] Ranking at each section and finish
- :-:- No data available at this section
- NA No data available

Horse/Jockey Name	SELLIX
Finish Rank	10
Fastest Section Time (Section)	0:10.47 (L800)
Top Speed [km/h] (Section)	70.1 (L800)
Race State	Finished



Thomas Farms RC Murray Bridge SA - Professional

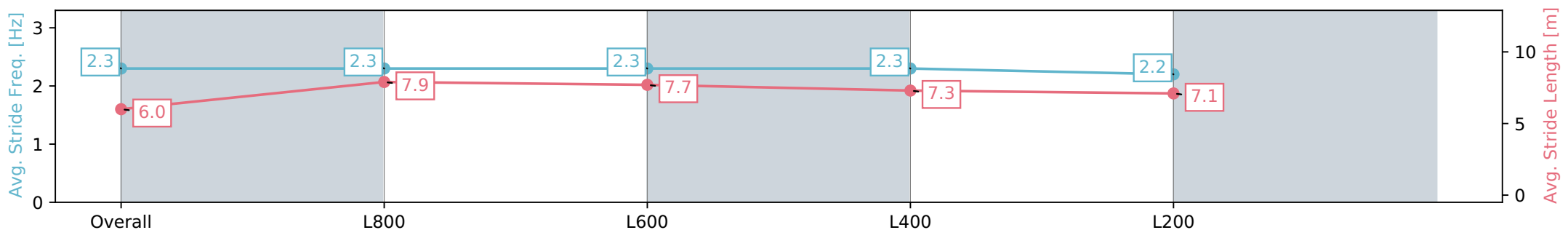
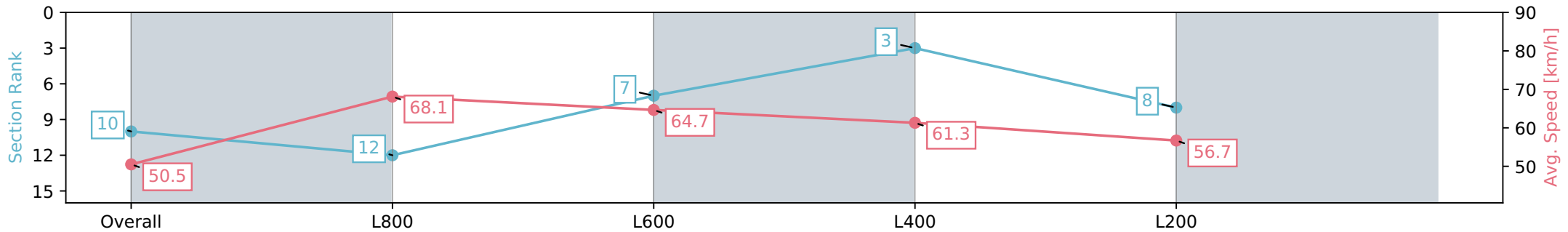
Race 7: Sportsbet Same Race Multi Benchmark 56  
Handicap - 1000m

20 March 2024 - 5:14PM

Track Rating: Soft 5, Weather: Fine, Rail Position: +3m



Section	Overall	L1000	L800	L600	L400
Section Times	1:00.17 [10] (0:14.25)	0:45.92 [12] (0:10.47)	0:35.45 [7] (0:10.98)	0:24.47 [3] (0:11.76)	0:12.71 [8] (0:12.71)
Average Speed [km/h]	50.5	68.1	64.7	61.3	56.7
Top Speed [km/h]	69.7	70.1	66.3	63.0	59.2
Avg. Dist. to Rail [m]	4.5	2.1	2.7	1.2	1.8
Avg. Stride Freq. [Hz]	2.3	2.3	2.3	2.3	2.2
Avg. Stride Length [m]	6.0	7.9	7.7	7.3	7.1



- [ ] Ranking at each section and finish
- :-:- No data available at this section
- NA No data available

Horse/Jockey Name	FLY THE LINE
Finish Rank	11
Fastest Section Time (Section)	0:10.78 (L800)
Top Speed [km/h] (Section)	69.7 (L800)
Race State	Finished



Thomas Farms RC Murray Bridge SA - Professional

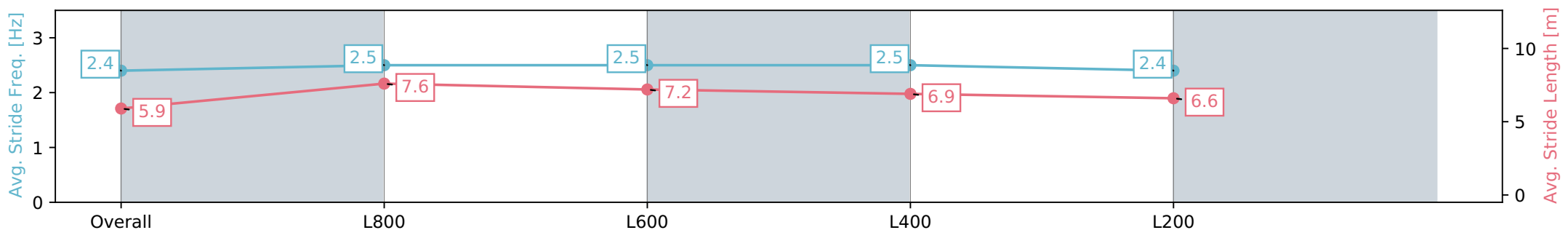
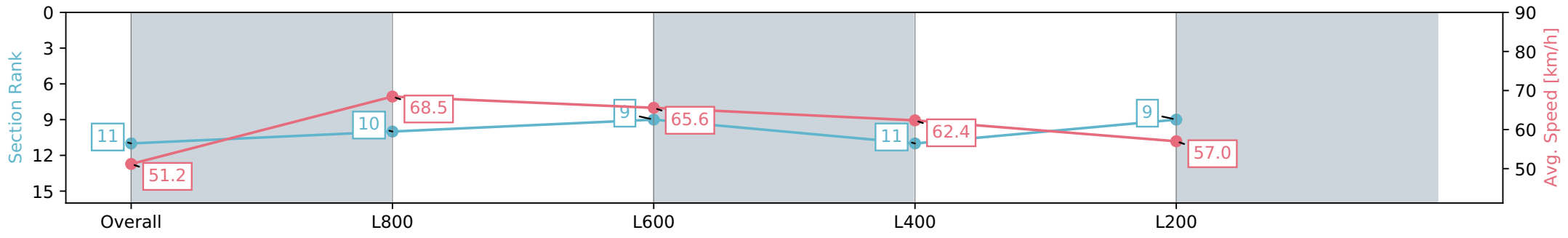
Race 7: Sportsbet Same Race Multi Benchmark 56  
Handicap - 1000m

20 March 2024 - 5:14PM

Track Rating: Soft 5, Weather: Fine, Rail Position: +3m



Section	Overall	L1000	L800	L600	L400
Section Times	1:00.27 [11] (0:14.09)	0:46.18 [10] (0:10.78)	0:35.40 [9] (0:11.23)	0:24.17 [11] (0:11.54)	0:12.63 [9] (0:12.63)
Average Speed [km/h]	51.2	68.5	65.6	62.4	57.0
Top Speed [km/h]	68.4	69.7	66.8	65.1	59.9
Avg. Dist. to Rail [m]	5.5	6.7	5.9	11.3	12.9
Avg. Stride Freq. [Hz]	2.4	2.5	2.5	2.5	2.4
Avg. Stride Length [m]	5.9	7.6	7.2	6.9	6.6



- [ ] Ranking at each section and finish
- :-:- No data available at this section
- NA No data available

Horse/Jockey Name	DEFACTOR
Finish Rank	12
Fastest Section Time (Section)	0:10.78 (L800)
Top Speed [km/h] (Section)	69.0 (L800)
Race State	Finished



Thomas Farms RC Murray Bridge SA - Professional

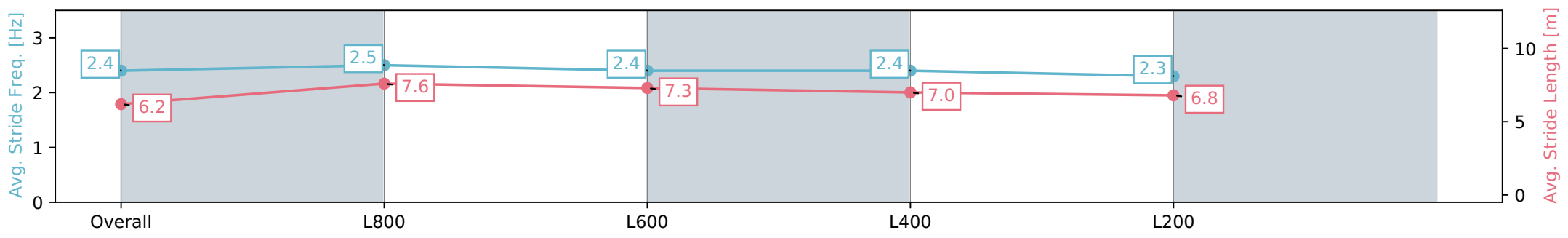
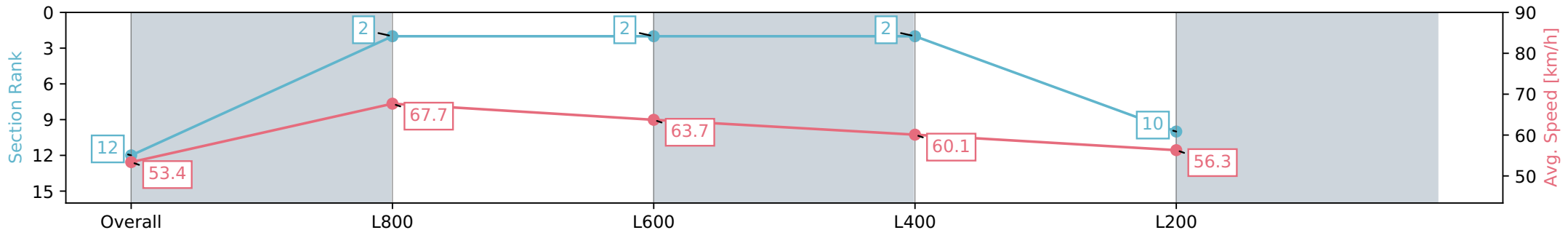
Race 7: Sportsbet Same Race Multi Benchmark 56  
Handicap - 1000m

20 March 2024 - 5:14PM

Track Rating: Soft 5, Weather: Fine, Rail Position: +3m



Section	Overall	L1000	L800	L600	L400
Section Times	1:00.45 [12] (0:13.51)	0:46.94 [2] (0:10.78)	0:36.16 [2] (0:11.38)	0:24.78 [2] (0:11.97)	0:12.81 [10] (0:12.81)
Average Speed [km/h]	53.4	67.7	63.7	60.1	56.3
Top Speed [km/h]	68.3	69.0	65.3	62.0	58.7
Avg. Dist. to Rail [m]	1.4	4.1	2.2	2.7	3.0
Avg. Stride Freq. [Hz]	2.4	2.5	2.4	2.4	2.3
Avg. Stride Length [m]	6.2	7.6	7.3	7.0	6.8



- [ ] Ranking at each section and finish
- :-:- No data available at this section
- NA No data available

Horse/Jockey Name	GERRY'S DEAL
Finish Rank	13
Fastest Section Time (Section)	0:10.71 (L800)
Top Speed [km/h] (Section)	70.6 (L800)
Race State	Finished



Thomas Farms RC Murray Bridge SA - Professional

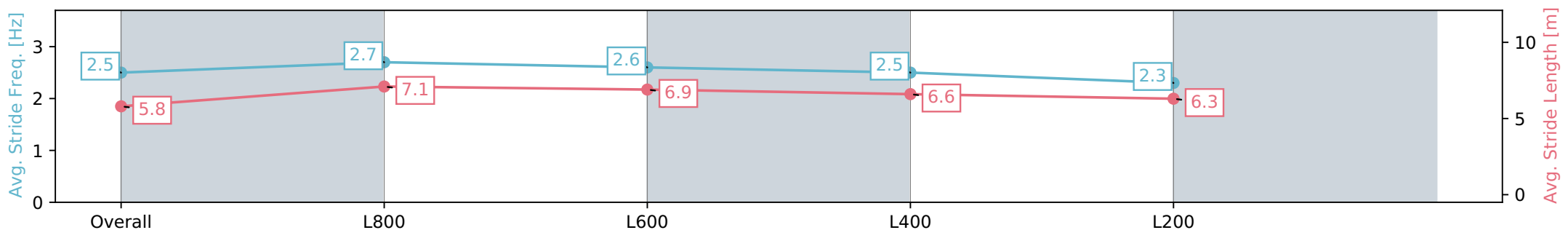
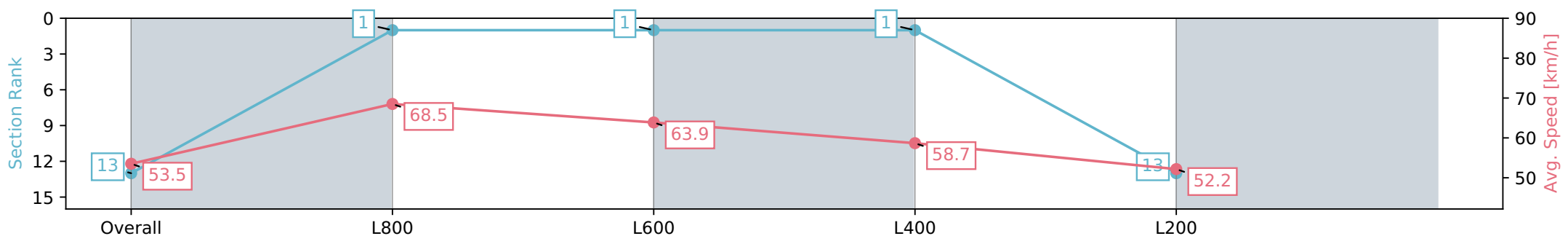
Race 7: Sportsbet Same Race Multi Benchmark 56  
Handicap - 1000m

20 March 2024 - 5:14PM

Track Rating: Soft 5, Weather: Fine, Rail Position: +3m



Section	Overall	L1000	L800	L600	L400
Section Times	1:01.70 [13] (0:13.48)	0:48.22 [1] (0:10.71)	0:37.51 [1] (0:11.45)	0:26.06 [1] (0:12.26)	0:13.80 [13] (0:13.80)
Average Speed [km/h]	53.5	68.5	63.9	58.7	52.2
Top Speed [km/h]	70.0	70.6	66.3	62.1	56.3
Avg. Dist. to Rail [m]	4.9	5.9	3.8	5.0	6.2
Avg. Stride Freq. [Hz]	2.5	2.7	2.6	2.5	2.3
Avg. Stride Length [m]	5.8	7.1	6.9	6.6	6.3



- [ ] Ranking at each section and finish
- :-:- No data available at this section
- NA No data available