



RACINGSA

Thomas Farms RC Murray Bridge SA
Race 5: Sportsbet Get on Now Class One Plate - 2000m
20 March 2024 - 4:01PM



Track Rating: Soft 5, Weather: Fine, Rail Position: +3m

Table with columns: Section, Field Times, Position, #, Horse/Jockey, Barrier, Top Speed [km/h], Fastest Section, First 400m, Overall, L1800, L1600, L1400, L1200, L1000, Distance Travelled From Winner [m]. Rows include horses like TEMBU BOY, HOLMES, THINK TANK, CHOSEN MISS, RABTAT, DEVINE ASSASSIN, THE PENSKE FILE, MR GEORGE, SHARMA PRINCESS, and APACHE STATION.

- [] Position in running at each section and finish
Saddle cloth number
-:-:- No data available at this section
NA No data available



RACINGSA

Thomas Farms RC Murray Bridge SA
Race 5: Sportsbet Get on Now Class One Plate - 2000m
20 March 2024 - 4:01PM



Track Rating: Soft 5, Weather: Fine, Rail Position: +3m

Section								Overall	L1800	L1600	L1400	L1200	L1000		
Field Times								2:04.68 (0:14.63)	1:50.05 (0:11.15)	1:38.89 (0:11.43)	1:27.47 (0:11.59)	1:15.88 (0:11.90)	1:03.98 (0:12.35)		
Position	#	Horse/Jockey	Barrier	Top Speed [km/h]	Fastest Section	First 400m								Distance Travelled From Winner [m]	
11	2	OUR FORTUNA Anna Jordsjo	2	65.0 2000-1800	0:11.41 1800-1600	0:26.32	2:07.00 (0:14.91)	1:52.09 [6] (0:11.41)	1:40.68 [9] (0:11.76)	1:28.92 [9] (0:11.76)	1:17.16 [9] (0:11.94)	1:05.22 [9] (0:12.30)		+3	
12	11	SANPAGO Ben Price	11	66.8 1800-1600	0:11.12 1800-1600	0:25.93	2:07.84 (0:14.81)	1:53.03 [4] (0:11.12)	1:41.91 [2] (0:11.42)	1:30.49 [2] (0:11.74)	1:18.75 [2] (0:11.97)	1:06.78 [2] (0:12.34)		-4	

- [] Position in running at each section and finish
- # Saddle cloth number
- :-:- No data available at this section
- Background shading for fastest section
- NA No data available



RACINGSA

Thomas Farms RC Murray Bridge SA
Race 5: Sportsbet Get on Now Class One Plate - 2000m
20 March 2024 - 4:01PM



Track Rating: Soft 5, Weather: Fine, Rail Position: +3m

Section												L800	L600	L400	L200		
Field Times												0:51.63 (0:12.71)	0:38.92 (0:12.76)	0:26.16 (0:12.56)	0:13.59 (0:13.59)		
Position	#	Horse/Jockey	Barrier	Top Speed [km/h]	Fastest Section	First 400m						Margin			Distance Travelled From Winner [m]		
1	10	TEMBU BOY Emily Finnegan	10	65.7 1800-1600	0:11.15 1800-1600	0:26.00	0:51.05 [4] (0:12.41)	0:38.64 [3] (0:12.48)	0:26.16 [1] (0:12.56)	0:13.59 [1] (0:13.59)	2:04.68						
2	1	HOLMES Todd Pannell	1	65.2 1800-1600	0:11.25 1800-1600	0:26.05	0:51.13 [3] (0:12.44)	0:38.69 [3] (0:12.51)	0:26.18 [2] (0:12.62)	0:13.56 [2] (0:13.56)	0.2L				-4		
3	5	THINK TANK Jacob Opperman	5	64.0 1800-1600	0:11.49 1800-1600	0:26.51	0:50.68 [11] (0:12.36)	0:38.32 [11] (0:12.46)	0:25.86 [6] (0:12.51)	0:13.35 [4] (0:13.35)	1.5L				-2		
4	7	CHOSEN MISS Samuel Payne	7	65.4 1800-1600	0:11.26 1800-1600	0:26.28	0:51.19 [7] (0:12.49)	0:38.70 [7] (0:12.53)	0:26.17 [5] (0:12.63)	0:13.54 [3] (0:13.54)	2.0L				+3		
5	3	RABTAT Jessica Eaton	3	65.6 2000-1800	0:11.21 1800-1600	0:26.22	0:51.28 [8] (0:12.49)	0:38.79 [8] (0:12.77)	0:26.02 [10] (0:12.69)	0:13.33 [7] (0:13.33)	3.3L				-8		
6	8	DEVINE ASSASSIN Tala Hutchinson	8	65.8 2000-1800	0:11.15 1800-1600	0:25.78	0:52.43 [1] (0:12.71)	0:39.72 [1] (0:12.80)	0:26.92 [3] (0:13.11)	0:13.81 [5] (0:13.81)	4.7L				-9		
7	4	THE PENSKE FILE Teagan Voorham	4	63.0 1800-1600	0:11.54 1800-1600	0:26.77	0:51.43 [10] (0:12.36)	0:39.07 [10] (0:12.61)	0:26.46 [7] (0:13.21)	0:13.25 [9] (0:13.25)	5.1L				+0		
8	9	MR GEORGE Rochelle Milnes	9	66.1 1800-1600	0:11.26 1800-1600	0:26.06	0:51.81 [6] (0:12.46)	0:39.35 [5] (0:12.57)	0:26.77 [4] (0:12.99)	0:13.78 [6] (0:13.78)	5.4L				+3		
9	12	SHARMA PRINCESS Dom Tourneur	12	64.8 1800-1600	0:11.22 1800-1600	0:26.17	0:52.16 [5] (0:12.53)	0:39.63 [6] (0:13.04)	0:26.59 [11] (0:13.07)	0:13.52 [10] (0:13.52)	7.1L				-9		
10	6	APACHE STATION Cassey Martinan	6	63.2 1800-1600	0:11.48 1800-1600	0:27.14	0:51.52 [12] (0:12.41)	0:39.11 [12] (0:12.62)	0:26.49 [12] (0:12.75)	0:13.74 [8] (0:13.74)	8.0L				+0		

- [] Position in running at each section and finish
- # Saddle cloth number
- :-:- No data available at this section
- █ Background shading for fastest section
- NA No data available



RACINGSA

Thomas Farms RC Murray Bridge SA
Race 5: Sportsbet Get on Now Class One Plate - 2000m
20 March 2024 - 4:01PM



Track Rating: Soft 5, Weather: Fine, Rail Position: +3m

Section

Field Times

Table with 4 columns: L800, L600, L400, L200. Values include 0:51.63, 0:38.92, 0:26.16, 0:13.59 and their respective (0:12.x) values.

Main race results table with columns: Position, #, Horse/Jockey, Barrier, Top Speed [km/h], Fastest Section, First 400m, L800, L600, L400, L200, Margin, Distance Travelled From Winner [m]. Rows include OUR FORTUNA and SANPAGO.

- [] Position in running at each section and finish
Saddle cloth number
-:-:- No data available at this section
NA No data available
Background shading for fastest section

Horse/Jockey Name	TEMBU BOY
Finish Rank	1
Fastest Section Time (Section)	0:11.15 (L1800)
Top Speed [km/h] (Section)	65.7 (L1800)
Race State	Finished



Thomas Farms RC Murray Bridge SA - Professional

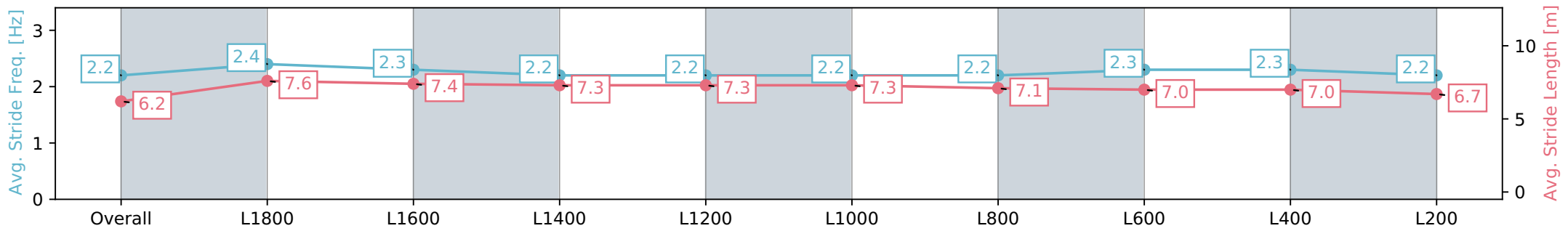
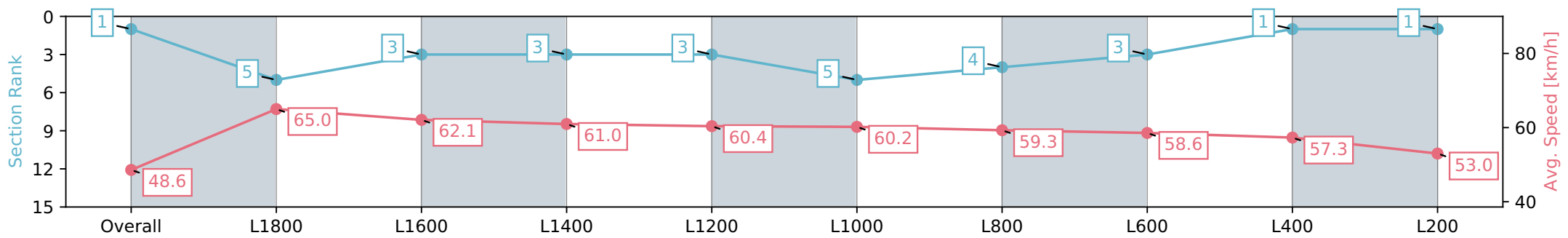
Race 5: Sportsbet Get on Now Class One Plate - 2000m

20 March 2024 - 4:01PM

Track Rating: Soft 5, Weather: Fine, Rail Position: +3m



Section	Overall	L1800	L1600	L1400	L1200	L1000	L800	L600	L400	L200
Section Times	2:04.68 [1] (0:14.85)	1:49.83 [5] (0:11.15)	1:38.68 [3] (0:11.65)	1:27.03 [3] (0:11.79)	1:15.24 [3] (0:11.99)	1:03.25 [5] (0:12.20)	0:51.05 [4] (0:12.41)	0:38.64 [3] (0:12.48)	0:26.16 [1] (0:12.56)	0:13.59 [1] (0:13.59)
Average Speed [km/h]	48.6	65.0	62.1	61.0	60.4	60.2	59.3	58.6	57.3	53.0
Top Speed [km/h]	64.8	65.7	64.1	61.7	60.9	60.8	59.8	59.3	59.3	55.3
Avg. Dist. to Rail [m]	5.8	1.6	2.2	2.1	2.7	3.8	4.5	3.7	4.2	3.4
Avg. Stride Freq. [Hz]	2.2	2.4	2.3	2.2	2.2	2.2	2.2	2.3	2.3	2.2
Avg. Stride Length [m]	6.2	7.6	7.4	7.3	7.3	7.3	7.1	7.0	7.0	6.7



- [] Ranking at each section and finish
- :-:- No data available at this section
- NA No data available

Horse/Jockey Name	HOLMES
Finish Rank	2
Fastest Section Time (Section)	0:11.25 (L1800)
Top Speed [km/h] (Section)	65.2 (L1800)
Race State	Finished



Thomas Farms RC Murray Bridge SA - Professional

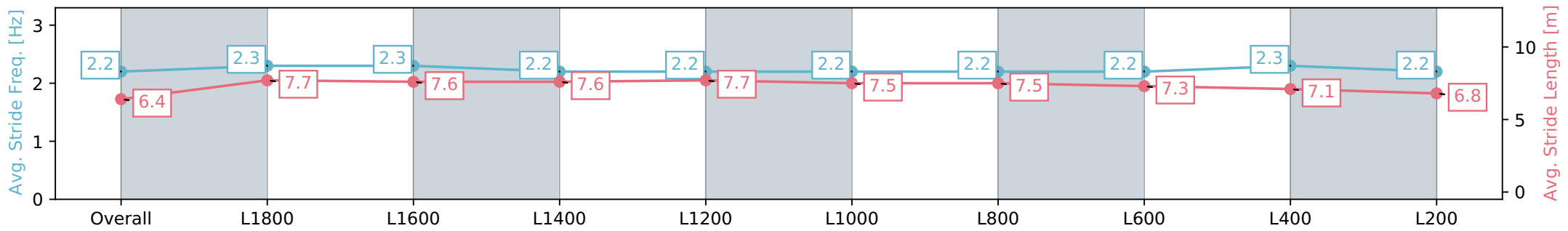
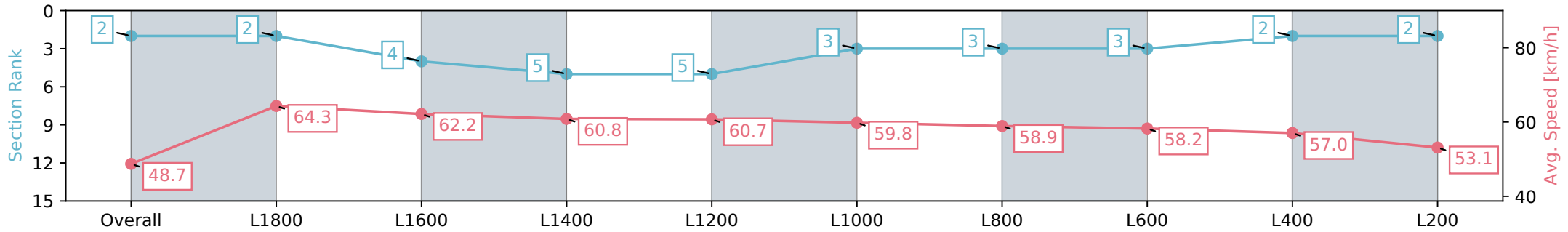
Race 5: Sportsbet Get on Now Class One Plate - 2000m

20 March 2024 - 4:01PM

Track Rating: Soft 5, Weather: Fine, Rail Position: +3m



Section	Overall	L1800	L1600	L1400	L1200	L1000	L800	L600	L400	L200
Section Times	2:04.73 [2] (0:14.80)	1:49.93 [2] (0:11.25)	1:38.68 [4] (0:11.63)	1:27.05 [5] (0:11.82)	1:15.23 [5] (0:11.90)	1:03.33 [3] (0:12.20)	0:51.13 [3] (0:12.44)	0:38.69 [3] (0:12.51)	0:26.18 [2] (0:12.62)	0:13.56 [2] (0:13.56)
Average Speed [km/h]	48.7	64.3	62.2	60.8	60.7	59.8	58.9	58.2	57.0	53.1
Top Speed [km/h]	65.1	65.2	62.6	62.0	61.2	60.0	59.7	59.3	58.9	55.4
Avg. Dist. to Rail [m]	2.6	1.2	1.9	1.9	2.4	2.4	3.6	3.0	3.9	2.9
Avg. Stride Freq. [Hz]	2.2	2.3	2.3	2.2	2.2	2.2	2.2	2.2	2.3	2.2
Avg. Stride Length [m]	6.4	7.7	7.6	7.6	7.7	7.5	7.5	7.3	7.1	6.8



[] Ranking at each section and finish
 -:-:- No data available at this section
 NA No data available

Horse/Jockey Name	THINK TANK
Finish Rank	3
Fastest Section Time (Section)	0:11.49 (L1800)
Top Speed [km/h] (Section)	64.0 (L1800)
Race State	Finished



Thomas Farms RC Murray Bridge SA - Professional

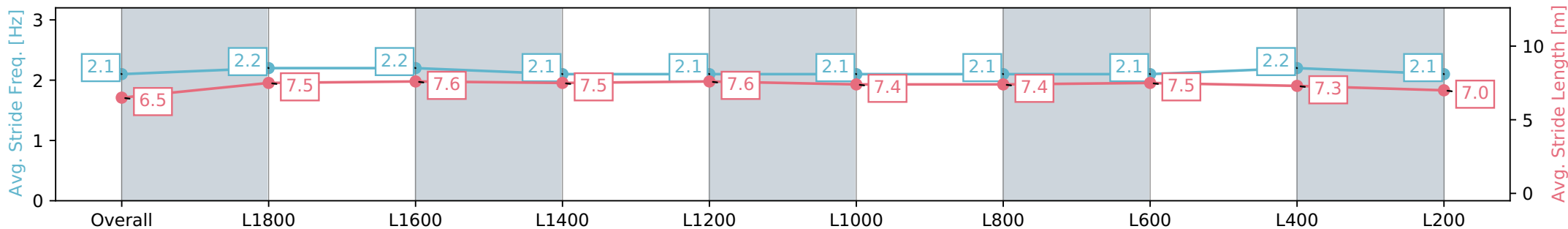
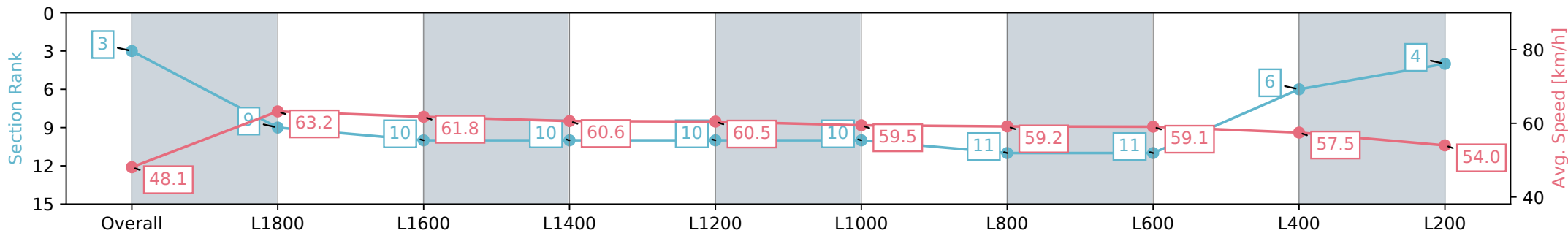
Race 5: Sportsbet Get on Now Class One Plate - 2000m

20 March 2024 - 4:01PM

Track Rating: Soft 5, Weather: Fine, Rail Position: +3m



Section	Overall	L1800	L1600	L1400	L1200	L1000	L800	L600	L400	L200
Section Times	2:04.93 [3] (0:15.02)	1:49.91 [9] (0:11.49)	1:38.42 [10] (0:11.69)	1:26.73 [10] (0:11.88)	1:14.85 [10] (0:11.92)	1:02.93 [10] (0:12.25)	0:50.68 [11] (0:12.36)	0:38.32 [11] (0:12.46)	0:25.86 [6] (0:12.51)	0:13.35 [4] (0:13.35)
Average Speed [km/h]	48.1	63.2	61.8	60.6	60.5	59.5	59.2	59.1	57.5	54.0
Top Speed [km/h]	63.7	64.0	62.9	61.1	61.1	60.7	59.6	60.2	59.9	55.1
Avg. Dist. to Rail [m]	7.1	1.8	1.3	0.7	1.0	2.3	3.1	5.5	8.0	7.0
Avg. Stride Freq. [Hz]	2.1	2.2	2.2	2.1	2.1	2.1	2.1	2.1	2.2	2.1
Avg. Stride Length [m]	6.5	7.5	7.6	7.5	7.6	7.4	7.4	7.5	7.3	7.0



- [] Ranking at each section and finish
- :-:- No data available at this section
- NA No data available

Horse/Jockey Name	CHOSEN MISS
Finish Rank	4
Fastest Section Time (Section)	0:11.26 (L1800)
Top Speed [km/h] (Section)	65.4 (L1800)
Race State	Finished



Thomas Farms RC Murray Bridge SA - Professional

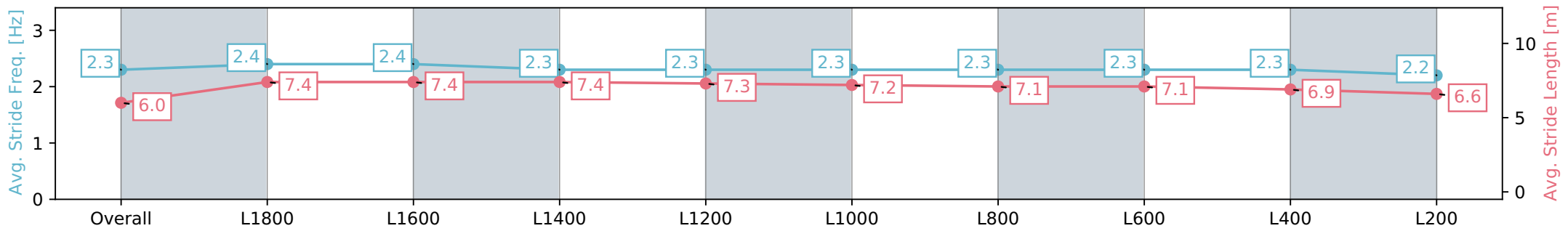
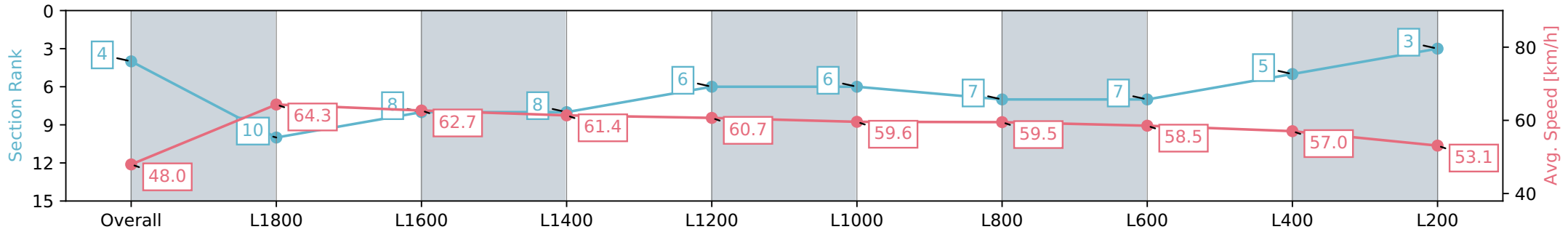
Race 5: Sportsbet Get on Now Class One Plate - 2000m

20 March 2024 - 4:01PM

Track Rating: Soft 5, Weather: Fine, Rail Position: +3m



Section	Overall	L1800	L1600	L1400	L1200	L1000	L800	L600	L400	L200
Section Times	2:05.02 [4] (0:15.02)	1:50.00 [10] (0:11.26)	1:38.74 [8] (0:11.54)	1:27.20 [8] (0:11.74)	1:15.46 [6] (0:11.92)	1:03.54 [6] (0:12.35)	0:51.19 [7] (0:12.49)	0:38.70 [7] (0:12.53)	0:26.17 [5] (0:12.63)	0:13.54 [3] (0:13.54)
Average Speed [km/h]	48.0	64.3	62.7	61.4	60.7	59.6	59.5	58.5	57.0	53.1
Top Speed [km/h]	64.4	65.4	64.5	62.1	61.4	60.9	60.7	59.2	58.1	55.7
Avg. Dist. to Rail [m]	4.0	1.3	2.5	2.1	2.3	4.4	6.3	4.4	6.3	5.2
Avg. Stride Freq. [Hz]	2.3	2.4	2.4	2.3	2.3	2.3	2.3	2.3	2.3	2.2
Avg. Stride Length [m]	6.0	7.4	7.4	7.4	7.3	7.2	7.1	7.1	6.9	6.6



- [] Ranking at each section and finish
- :-:- No data available at this section
- NA No data available

Horse/Jockey Name	RABTAT
Finish Rank	5
Fastest Section Time (Section)	0:11.21 (L1800)
Top Speed [km/h] (Section)	65.6 (Overall)
Race State	Finished



Thomas Farms RC Murray Bridge SA - Professional

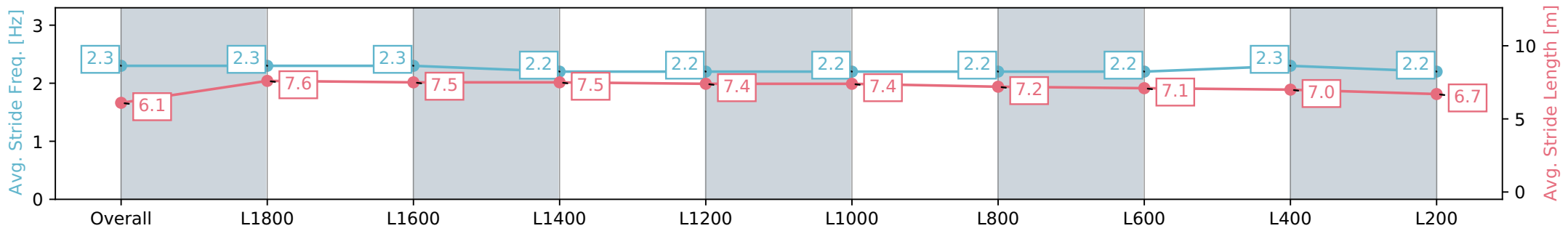
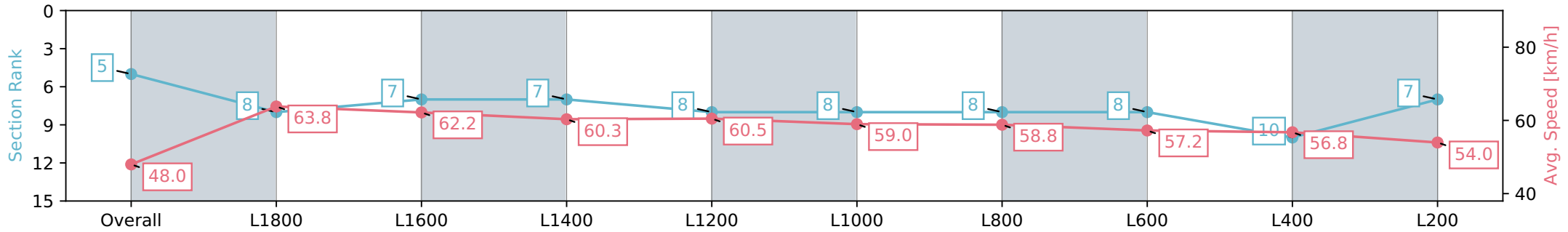
Race 5: Sportsbet Get on Now Class One Plate - 2000m

20 March 2024 - 4:01PM

Track Rating: Soft 5, Weather: Fine, Rail Position: +3m



Section	Overall	L1800	L1600	L1400	L1200	L1000	L800	L600	L400	L200
Section Times	2:05.24 [5] (0:15.01)	1:50.23 [8] (0:11.21)	1:39.02 [7] (0:11.56)	1:27.45 [7] (0:11.93)	1:15.52 [8] (0:11.91)	1:03.61 [8] (0:12.33)	0:51.28 [8] (0:12.49)	0:38.79 [8] (0:12.77)	0:26.02 [10] (0:12.69)	0:13.33 [7] (0:13.33)
Average Speed [km/h]	48.0	63.8	62.2	60.3	60.5	59.0	58.8	57.2	56.8	54.0
Top Speed [km/h]	65.6	65.1	64.1	61.7	61.0	60.2	59.9	58.1	57.9	56.0
Avg. Dist. to Rail [m]	0.8	1.4	0.3	0.3	0.5	2.0	3.9	3.8	4.8	4.6
Avg. Stride Freq. [Hz]	2.3	2.3	2.3	2.2	2.2	2.2	2.2	2.2	2.3	2.2
Avg. Stride Length [m]	6.1	7.6	7.5	7.5	7.4	7.4	7.2	7.1	7.0	6.7



- [] Ranking at each section and finish
- :-:- No data available at this section
- NA No data available

Horse/Jockey Name	DEVINE ASSASSIN
Finish Rank	6
Fastest Section Time (Section)	0:11.15 (L1800)
Top Speed [km/h] (Section)	65.8 (Overall)
Race State	Finished



Thomas Farms RC Murray Bridge SA - Professional

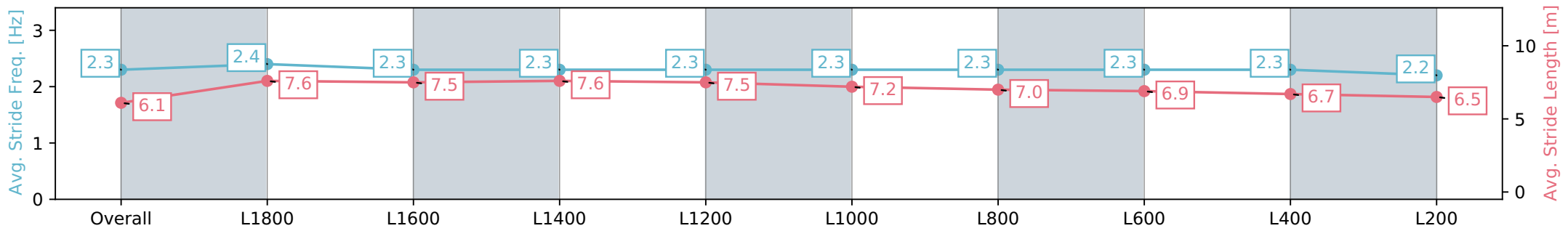
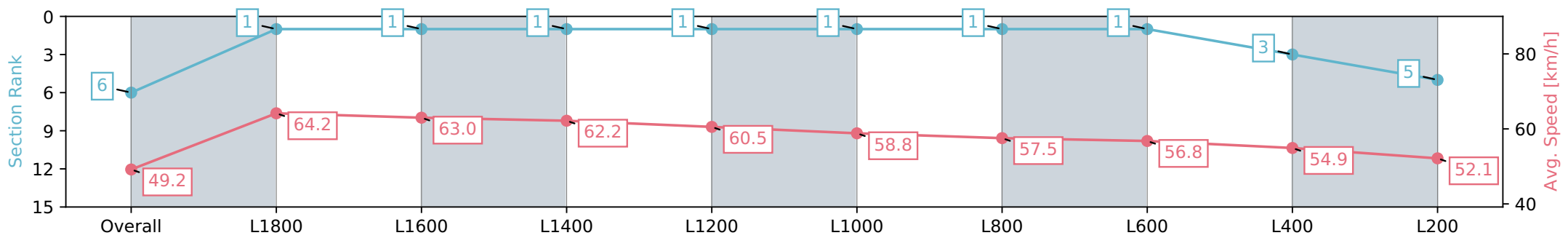
Race 5: Sportsbet Get on Now Class One Plate - 2000m

20 March 2024 - 4:01PM

Track Rating: Soft 5, Weather: Fine, Rail Position: +3m



Section	Overall	L1800	L1600	L1400	L1200	L1000	L800	L600	L400	L200
Section Times	2:05.48 [6] (0:14.63)	1:50.85 [1] (0:11.15)	1:39.70 [1] (0:11.43)	1:28.27 [1] (0:11.59)	1:16.68 [1] (0:11.90)	1:04.78 [1] (0:12.35)	0:52.43 [1] (0:12.71)	0:39.72 [1] (0:12.80)	0:26.92 [3] (0:13.11)	0:13.81 [5] (0:13.81)
Average Speed [km/h]	49.2	64.2	63.0	62.2	60.5	58.8	57.5	56.8	54.9	52.1
Top Speed [km/h]	65.8	65.6	64.0	63.0	61.5	59.6	58.4	57.5	56.1	53.4
Avg. Dist. to Rail [m]	1.1	1.3	0.3	0.4	0.2	1.8	3.0	2.6	1.9	0.9
Avg. Stride Freq. [Hz]	2.3	2.4	2.3	2.3	2.3	2.3	2.3	2.3	2.3	2.2
Avg. Stride Length [m]	6.1	7.6	7.5	7.6	7.5	7.2	7.0	6.9	6.7	6.5



- [] Ranking at each section and finish
- :-:- No data available at this section
- NA No data available

Horse/Jockey Name	THE PENSKE FILE
Finish Rank	7
Fastest Section Time (Section)	0:11.54 (L1800)
Top Speed [km/h] (Section)	63.0 (L1800)
Race State	Finished



Thomas Farms RC Murray Bridge SA - Professional

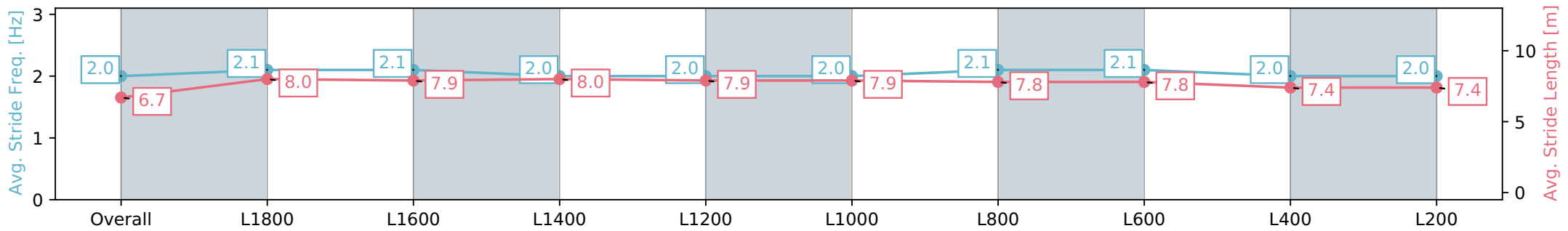
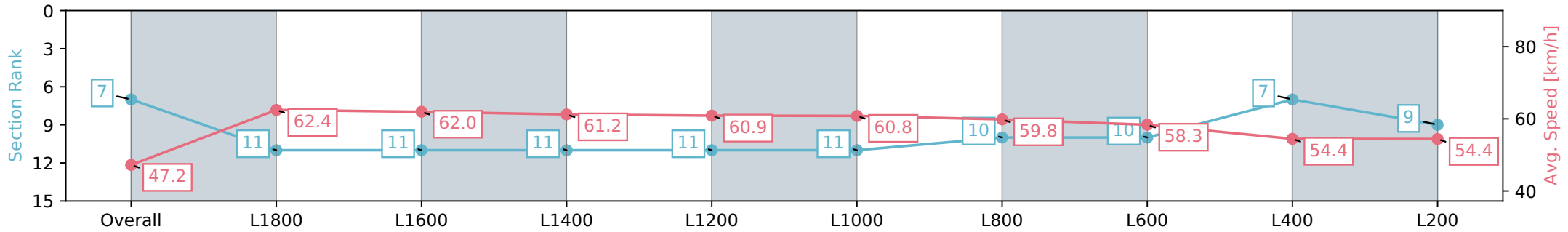
Race 5: Sportsbet Get on Now Class One Plate - 2000m

20 March 2024 - 4:01PM

Track Rating: Soft 5, Weather: Fine, Rail Position: +3m



Section	Overall	L1800	L1600	L1400	L1200	L1000	L800	L600	L400	L200
Section Times	2:05.56 [7] (0:15.23)	1:50.33 [11] (0:11.54)	1:38.79 [11] (0:11.65)	1:27.14 [11] (0:11.75)	1:15.39 [11] (0:11.89)	1:03.50 [11] (0:12.07)	0:51.43 [10] (0:12.36)	0:39.07 [10] (0:12.61)	0:26.46 [7] (0:13.21)	0:13.25 [9] (0:13.25)
Average Speed [km/h]	47.2	62.4	62.0	61.2	60.9	60.8	59.8	58.3	54.4	54.4
Top Speed [km/h]	62.9	63.0	62.2	61.7	61.3	61.8	60.4	59.4	57.8	55.3
Avg. Dist. to Rail [m]	2.9	0.5	1.3	2.1	2.5	3.9	5.2	5.1	6.5	6.6
Avg. Stride Freq. [Hz]	2.0	2.1	2.1	2.0	2.0	2.0	2.1	2.1	2.0	2.0
Avg. Stride Length [m]	6.7	8.0	7.9	8.0	7.9	7.9	7.8	7.8	7.4	7.4



[] Ranking at each section and finish
 -:-:- No data available at this section
 NA No data available

Horse/Jockey Name	MR GEORGE
Finish Rank	8
Fastest Section Time (Section)	0:11.26 (L1800)
Top Speed [km/h] (Section)	66.1 (L1800)
Race State	Finished



Thomas Farms RC Murray Bridge SA - Professional

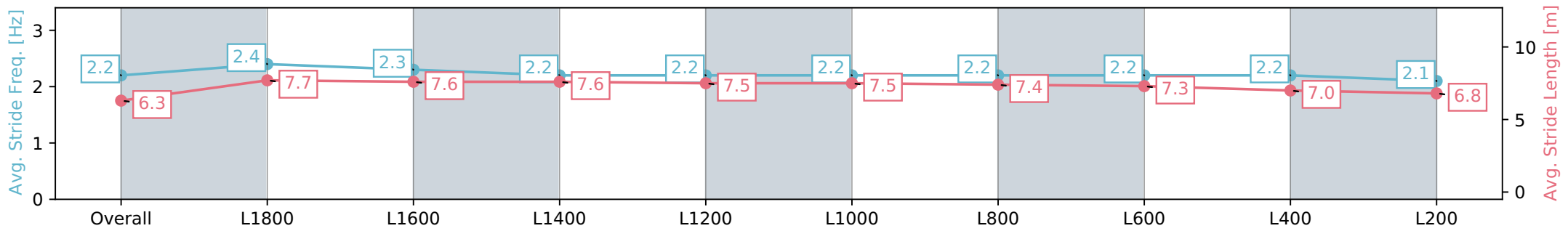
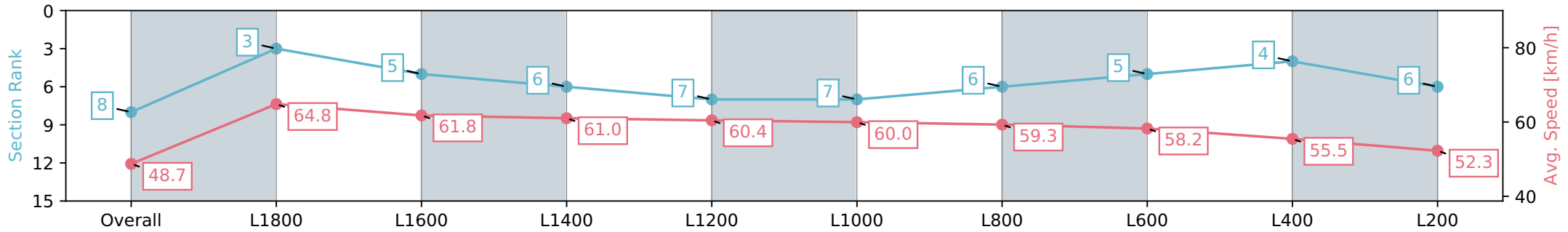
Race 5: Sportsbet Get on Now Class One Plate - 2000m

20 March 2024 - 4:01PM

Track Rating: Soft 5, Weather: Fine, Rail Position: +3m



Section	Overall	L1800	L1600	L1400	L1200	L1000	L800	L600	L400	L200
Section Times	2:05.61 [8] (0:14.80)	1:50.81 [3] (0:11.26)	1:39.55 [5] (0:11.72)	1:27.83 [6] (0:11.80)	1:16.03 [7] (0:11.96)	1:04.07 [7] (0:12.26)	0:51.81 [6] (0:12.46)	0:39.35 [5] (0:12.57)	0:26.77 [4] (0:12.99)	0:13.78 [6] (0:13.78)
Average Speed [km/h]	48.7	64.8	61.8	61.0	60.4	60.0	59.3	58.2	55.5	52.3
Top Speed [km/h]	64.8	66.1	63.6	62.0	60.9	60.5	60.3	59.2	57.9	54.1
Avg. Dist. to Rail [m]	7.2	2.8	2.6	2.4	2.4	4.0	5.1	4.4	5.9	5.5
Avg. Stride Freq. [Hz]	2.2	2.4	2.3	2.2	2.2	2.2	2.2	2.2	2.2	2.1
Avg. Stride Length [m]	6.3	7.7	7.6	7.6	7.5	7.5	7.4	7.3	7.0	6.8



- [] Ranking at each section and finish
- :-:- No data available at this section
- NA No data available

Horse/Jockey Name	SHARMA PRINCESS
Finish Rank	9
Fastest Section Time (Section)	0:11.22 (L1800)
Top Speed [km/h] (Section)	64.8 (L1800)
Race State	Finished



Thomas Farms RC Murray Bridge SA - Professional

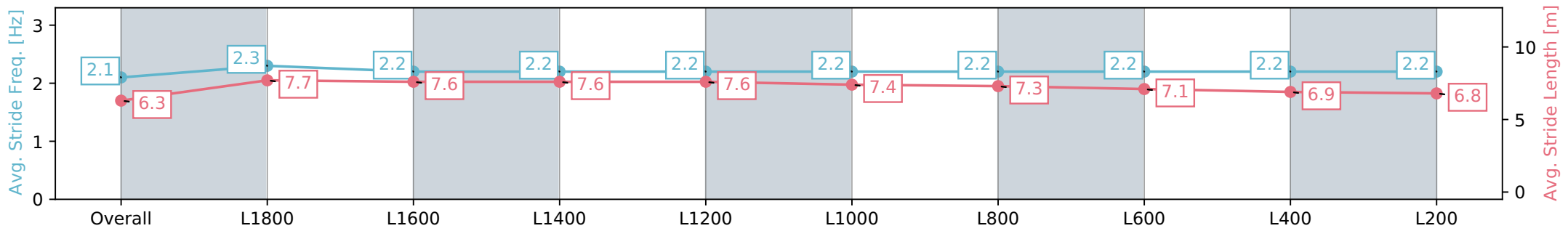
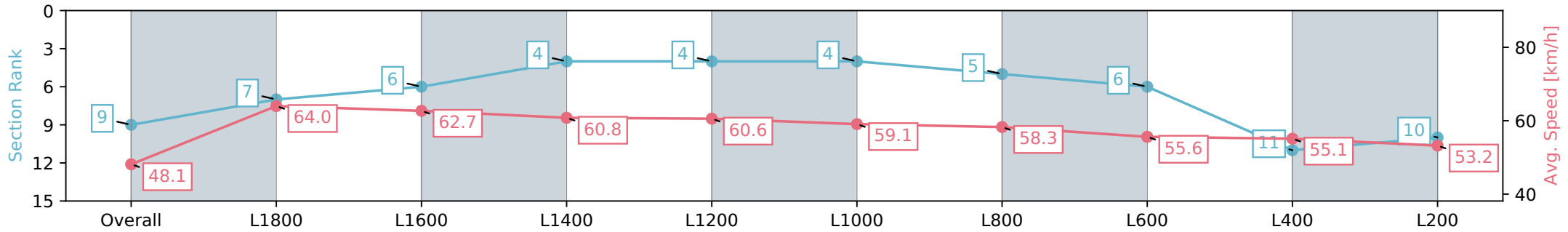
Race 5: Sportsbet Get on Now Class One Plate - 2000m

20 March 2024 - 4:01PM

Track Rating: Soft 5, Weather: Fine, Rail Position: +3m



Section	Overall	L1800	L1600	L1400	L1200	L1000	L800	L600	L400	L200
Section Times	2:05.90 [9] (0:14.95)	1:50.95 [7] (0:11.22)	1:39.73 [6] (0:11.50)	1:28.23 [4] (0:11.83)	1:16.40 [4] (0:11.92)	1:04.48 [4] (0:12.32)	0:52.16 [5] (0:12.53)	0:39.63 [6] (0:13.04)	0:26.59 [11] (0:13.07)	0:13.52 [10] (0:13.52)
Average Speed [km/h]	48.1	64.0	62.7	60.8	60.6	59.1	58.3	55.6	55.1	53.2
Top Speed [km/h]	64.8	64.8	63.8	61.8	61.1	60.3	59.3	57.5	55.6	54.3
Avg. Dist. to Rail [m]	1.1	0.6	0.6	0.3	0.3	2.1	2.9	1.9	2.5	3.6
Avg. Stride Freq. [Hz]	2.1	2.3	2.2	2.2	2.2	2.2	2.2	2.2	2.2	2.2
Avg. Stride Length [m]	6.3	7.7	7.6	7.6	7.6	7.4	7.3	7.1	6.9	6.8



- [] Ranking at each section and finish
- :-:- No data available at this section
- NA No data available

Horse/Jockey Name	APACHE STATION
Finish Rank	10
Fastest Section Time (Section)	0:11.48 (L1800)
Top Speed [km/h] (Section)	63.2 (L1800)
Race State	Finished



Thomas Farms RC Murray Bridge SA - Professional

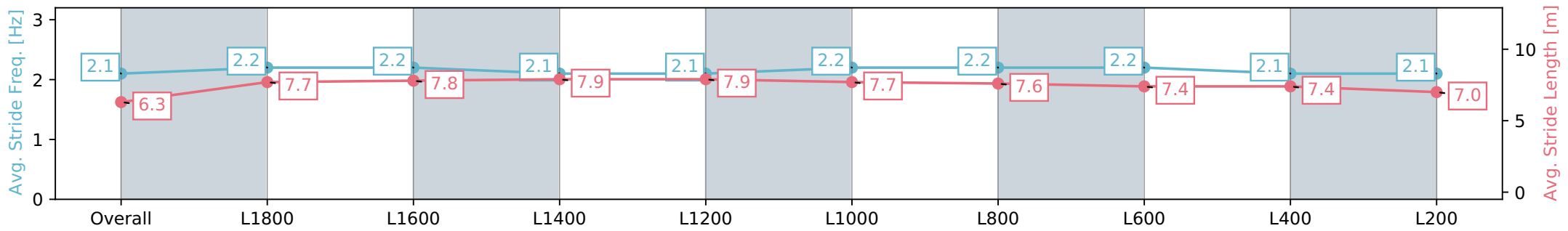
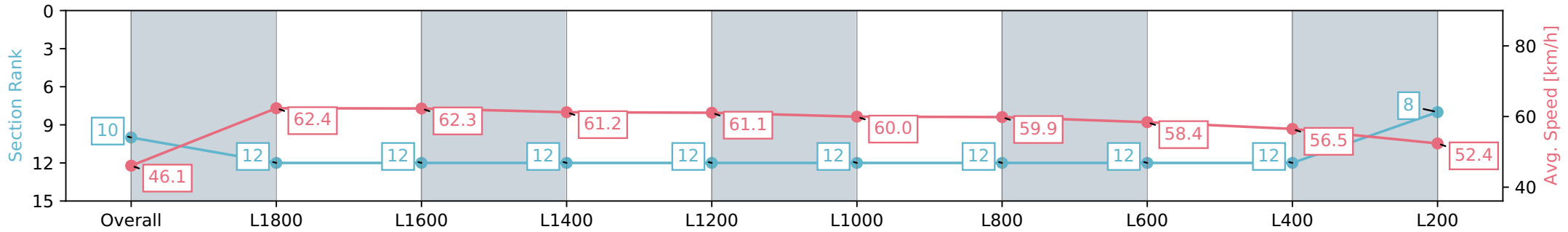
Race 5: Sportsbet Get on Now Class One Plate - 2000m

20 March 2024 - 4:01PM

Track Rating: Soft 5, Weather: Fine, Rail Position: +3m



Section	Overall	L1800	L1600	L1400	L1200	L1000	L800	L600	L400	L200
Section Times	2:06.04 [10] (0:15.66)	1:50.38 [12] (0:11.48)	1:38.90 [12] (0:11.59)	1:27.31 [12] (0:11.75)	1:15.56 [12] (0:11.82)	1:03.74 [12] (0:12.22)	0:51.52 [12] (0:12.41)	0:39.11 [12] (0:12.62)	0:26.49 [12] (0:12.75)	0:13.74 [8] (0:13.74)
Average Speed [km/h]	46.1	62.4	62.3	61.2	61.1	60.0	59.9	58.4	56.5	52.4
Top Speed [km/h]	61.8	63.2	62.8	61.9	61.5	61.0	60.6	59.6	58.5	54.2
Avg. Dist. to Rail [m]	6.3	0.9	0.9	1.9	2.1	3.7	5.7	5.7	6.0	6.6
Avg. Stride Freq. [Hz]	2.1	2.2	2.2	2.1	2.1	2.2	2.2	2.2	2.1	2.1
Avg. Stride Length [m]	6.3	7.7	7.8	7.9	7.9	7.7	7.6	7.4	7.4	7.0



- [] Ranking at each section and finish
- :-:- No data available at this section
- NA No data available

Horse/Jockey Name	OUR FORTUNA
Finish Rank	11
Fastest Section Time (Section)	0:11.41 (L1800)
Top Speed [km/h] (Section)	65.0 (Overall)
Race State	Finished



Thomas Farms RC Murray Bridge SA - Professional

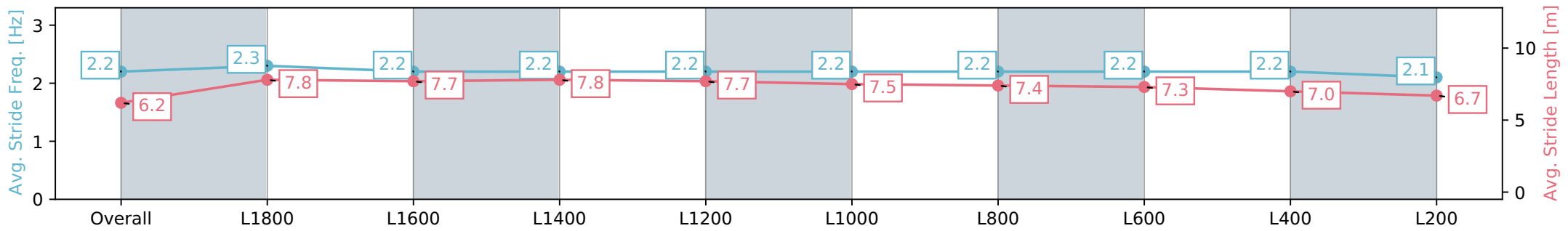
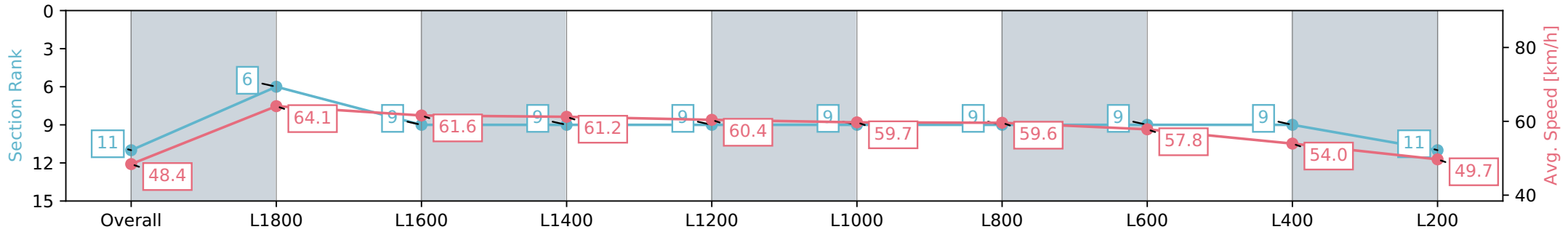
Race 5: Sportsbet Get on Now Class One Plate - 2000m

20 March 2024 - 4:01PM

Track Rating: Soft 5, Weather: Fine, Rail Position: +3m



Section	Overall	L1800	L1600	L1400	L1200	L1000	L800	L600	L400	L200
Section Times	2:07.00 [11] (0:14.91)	1:52.09 [6] (0:11.41)	1:40.68 [9] (0:11.76)	1:28.92 [9] (0:11.76)	1:17.16 [9] (0:11.94)	1:05.22 [9] (0:12.30)	0:52.92 [9] (0:12.40)	0:40.52 [9] (0:12.70)	0:27.82 [9] (0:13.32)	0:14.50 [11] (0:14.50)
Average Speed [km/h]	48.4	64.1	61.6	61.2	60.4	59.7	59.6	57.8	54.0	49.7
Top Speed [km/h]	65.0	64.7	63.7	62.2	61.3	60.6	60.5	58.8	56.5	52.2
Avg. Dist. to Rail [m]	8.6	3.3	2.7	2.0	2.0	3.8	5.0	5.1	5.4	3.5
Avg. Stride Freq. [Hz]	2.2	2.3	2.2	2.2	2.2	2.2	2.2	2.2	2.2	2.1
Avg. Stride Length [m]	6.2	7.8	7.7	7.8	7.7	7.5	7.4	7.3	7.0	6.7



[] Ranking at each section and finish
 -:-:- No data available at this section
 NA No data available

Horse/Jockey Name	SANPAGO
Finish Rank	12
Fastest Section Time (Section)	0:11.12 (L1800)
Top Speed [km/h] (Section)	66.8 (L1800)
Race State	Finished



Thomas Farms RC Murray Bridge SA - Professional

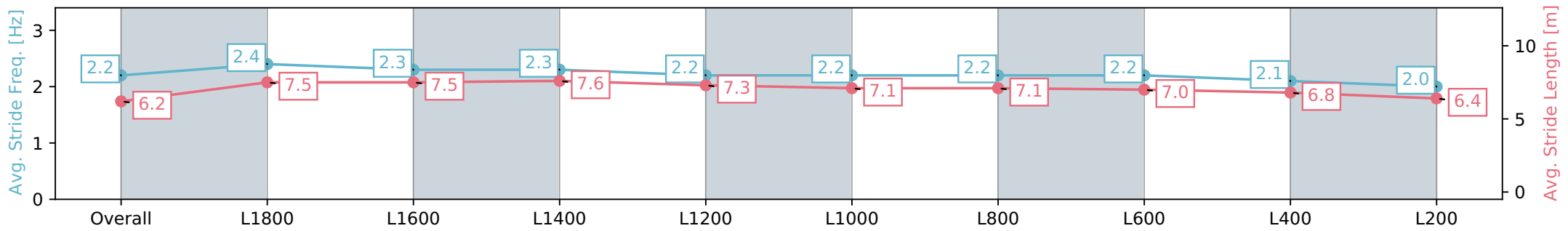
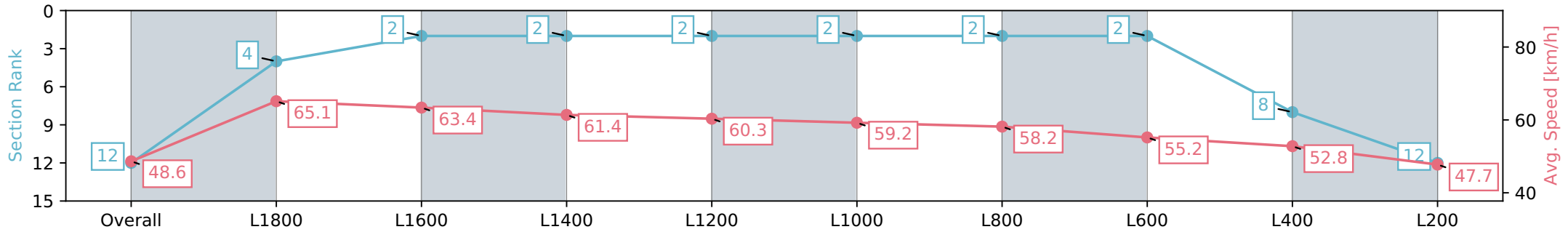
Race 5: Sportsbet Get on Now Class One Plate - 2000m

20 March 2024 - 4:01PM

Track Rating: Soft 5, Weather: Fine, Rail Position: +3m



Section	Overall	L1800	L1600	L1400	L1200	L1000	L800	L600	L400	L200
Section Times	2:07.84 [12] (0:14.81)	1:53.03 [4] (0:11.12)	1:41.91 [2] (0:11.42)	1:30.49 [2] (0:11.74)	1:18.75 [2] (0:11.97)	1:06.78 [2] (0:12.34)	0:54.44 [2] (0:12.59)	0:41.85 [2] (0:13.13)	0:28.72 [8] (0:13.64)	0:15.08 [12] (0:15.08)
Average Speed [km/h]	48.6	65.1	63.4	61.4	60.3	59.2	58.2	55.2	52.8	47.7
Top Speed [km/h]	64.3	66.8	65.4	61.8	61.3	59.8	58.7	56.9	54.5	49.9
Avg. Dist. to Rail [m]	4.6	1.5	2.1	2.0	2.3	3.1	3.0	2.2	3.6	3.7
Avg. Stride Freq. [Hz]	2.2	2.4	2.3	2.3	2.2	2.2	2.2	2.2	2.1	2.0
Avg. Stride Length [m]	6.2	7.5	7.5	7.6	7.3	7.1	7.1	7.0	6.8	6.4



[] Ranking at each section and finish
 -:-:- No data available at this section
 NA No data available