



Thomas Farms RC Murray Bridge SA

Race 4: SA Heat – National Apprentice Race Series - Leg 1 (Apprentice Riders Only) - 1800m

20 March 2024 - 3:25PM



Track Rating: Soft 5, Weather: Fine, Rail Position: +3m

Section		Overall											Distance	
Field Times		1:50.60											Travelled From	
		(0:14.31)											Winner [m]	
Position	#	Horse/Jockey	Barrier	Top Speed [km/h]	Fastest Section	First 400m		L1600	L1400	L1200	L1000	L800		
1	1	PERSIAN EMPIRE	1	63.9	0:11.37	0:25.68	1:50.60	1:36.29 [1]	1:24.92 [1]	1:13.49 [1]	1:01.99 [1]	0:50.29 [1]		
		Caitlyn Munro		1600-1400	1600-1400		(0:14.31)	(0:11.37)	(0:11.43)	(0:11.50)	(0:11.70)	(0:11.98)		
2	9	APPLIED	9	63.9	0:11.62	0:26.84	1:50.81	1:35.59 [10]	1:23.97 [10]	1:12.29 [10]	1:00.63 [9]	0:48.75 [9]		+3
		Alana Livesey		1400-1200	1600-1400		(0:15.22)	(0:11.62)	(0:11.68)	(0:11.66)	(0:11.88)	(0:11.85)		
3	5	WARRANTYTE ROAD	5	62.4	0:11.66	0:26.51	1:51.00	1:36.20 [6]	1:24.49 [6]	1:12.74 [8]	1:01.08 [7]	0:49.23 [6]		+3
		Taylor Johnstone		1600-1400	1200-1000		(0:14.80)	(0:11.71)	(0:11.75)	(0:11.66)	(0:11.85)	(0:11.92)		
4	2	PRINCE TIKEA	2	63.4	0:11.68	0:27.10	1:51.43	1:36.01 [11]	1:24.33 [11]	1:12.62 [11]	1:00.84 [11]	0:49.04 [11]		+6
		Dakota Gillett		1600-1400	1600-1400		(0:15.42)	(0:11.68)	(0:11.71)	(0:11.78)	(0:11.80)	(0:12.04)		
5	7	VERZENAY	7	64.0	0:11.53	0:26.20	1:51.48	1:36.81 [5]	1:25.28 [4]	1:13.75 [4]	1:02.19 [4]	0:50.28 [4]		+8
		Jade Doyle		1400-1200	1600-1400		(0:14.67)	(0:11.53)	(0:11.53)	(0:11.56)	(0:11.91)	(0:11.94)		
6	3	OFCOURSE I WILL	3	63.3	0:11.65	0:26.24	1:51.49	1:36.90 [4]	1:25.25 [5]	1:13.54 [5]	1:01.88 [5]	0:49.92 [5]		+6
		Tahlia Fenlon		1600-1400	1600-1400		(0:14.59)	(0:11.65)	(0:11.71)	(0:11.66)	(0:11.96)	(0:11.95)		
7	6	LORD OF DARKNESS	6	63.8	0:11.46	0:26.52	1:51.49	1:36.43 [9]	1:24.97 [7]	1:13.27 [6]	1:01.59 [6]	0:49.61 [7]		-3
		Ivy Lam		1600-1400	1600-1400		(0:15.06)	(0:11.46)	(0:11.70)	(0:11.68)	(0:11.98)	(0:11.72)		
8	11	INDIAN MO	11	63.1	0:11.81	0:26.67	1:51.91	1:37.09 [7]	1:25.24 [9]	1:13.40 [9]	1:01.55 [10]	0:49.73 [10]		+7
		Zoe Lloyd		800-600	800-600		(0:14.82)	(0:11.85)	(0:11.84)	(0:11.85)	(0:11.82)	(0:11.81)		
9	8	LANGWORTHY	8	63.7	0:11.52	0:26.03	1:52.27	1:37.84 [3]	1:26.24 [3]	1:14.72 [3]	1:03.15 [3]	0:51.18 [3]		+3
		Tala Hutchinson		1600-1400	1400-1200		(0:14.43)	(0:11.60)	(0:11.52)	(0:11.56)	(0:11.97)	(0:12.10)		
10	10	ICE GHOST	10	66.0	0:11.38	0:25.91	1:53.27	1:38.84 [2]	1:27.36 [2]	1:15.98 [2]	1:04.36 [2]	0:52.30 [2]		+3
		Nichola Yuen		1400-1200	1400-1200		(0:14.43)	(0:11.48)	(0:11.38)	(0:11.62)	(0:12.06)	(0:12.22)		

Report Created: Wed 20 March 2024 16:18:58 GMT+11 (Note: Timing is based on positional data)

[] Position in running at each section and finish # Saddle cloth number
 -:-:- No data available at this section ■ Background shading for fastest section
 NA No data available



Thomas Farms RC Murray Bridge SA
Race 4: SA Heat – National Apprentice Race Series - Leg 1 (Apprentice Riders Only) - 1800m
20 March 2024 - 3:25PM



Track Rating: Soft 5, Weather: Fine, Rail Position: +3m

Section	Overall	L1600	L1400	L1200	L1000	L800
Field Times	1:50.60	1:36.28	1:24.91	1:13.48	1:01.99	0:50.28
	(0:14.31)	(0:11.38)	(0:11.43)	(0:11.49)	(0:11.71)	(0:11.97)

Position	#	Horse/Jockey	Barrier	Top Speed [km/h]	Fastest Section	First 400m	Overall	L1600	L1400	L1200	L1000	L800	Distance Travelled From Winner [m]
11	4	ROAD TO BLUE SKY	4	63.3	0:11.60	0:26.66	1:58.84	1:43.85 [8]	1:32.18 [8]	1:20.58 [7]	1:08.84 [8]	0:56.80 [8]	+5
		Cassey Martinan		1600-1400	1400-1200		(0:14.99)	(0:11.67)	(0:11.60)	(0:11.74)	(0:12.04)	(0:12.46)	

- [] Position in running at each section and finish
- # Saddle cloth number
- :--:- No data available at this section
- Background shading for fastest section
- NA No data available



Thomas Farms RC Murray Bridge SA
Race 4: SA Heat – National Apprentice Race Series - Leg 1 (Apprentice Riders Only) - 1800m
20 March 2024 - 3:25PM



Track Rating: Soft 5, Weather: Fine, Rail Position: +3m

Section Field Times					L600	L400	L200						
					0:38.31 (0:12.42)	0:25.89 (0:12.60)	0:13.28 (0:13.28)						
Position	#	Horse/Jockey	Barrier	Top Speed [km/h]	Fastest Section	First 400m				Margin			Distance Travelled From Winner [m]
1	1	PERSIAN EMPIRE Caitlyn Munro	1	63.9 1600-1400	0:11.37 1600-1400	0:25.68	0:38.31 [1] (0:12.42)	0:25.89 [1] (0:12.60)	0:13.29 [1] (0:13.28)	1:50.60			
2	9	APPLIED Alana Livesey	9	63.9 1400-1200	0:11.62 1600-1400	0:26.84	0:36.90 [8] (0:11.89)	0:25.01 [5] (0:12.09)	0:12.92 [2] (0:12.92)	1.3L			+3
3	5	WARRANTYTE ROAD Taylor Johnstone	5	62.4 1600-1400	0:11.66 1200-1000	0:26.51	0:37.31 [7] (0:12.11)	0:25.20 [7] (0:12.15)	0:13.05 [4] (0:13.05)	2.5L			+3
4	2	PRINCE TIKEA Dakota Gillett	2	63.4 1600-1400	0:11.68 1600-1400	0:27.10	0:37.00 [10] (0:12.04)	0:24.96 [10] (0:12.02)	0:12.94 [7] (0:12.94)	5.2L			+6
5	7	VERZENAY Jade Doyle	7	64.0 1400-1200	0:11.53 1600-1400	0:26.20	0:38.34 [2] (0:12.37)	0:25.97 [2] (0:12.55)	0:13.42 [5] (0:13.42)	5.5L			+8
6	3	OFCOURSE I WILL Tahlia Fenlon	3	63.3 1600-1400	0:11.65 1600-1400	0:26.24	0:37.97 [5] (0:12.02)	0:25.95 [3] (0:12.37)	0:13.58 [3] (0:13.57)	5.5L			+6
7	6	LORD OF DARKNESS Ivy Lam	6	63.8 1600-1400	0:11.46 1600-1400	0:26.52	0:37.89 [6] (0:12.20)	0:25.69 [6] (0:12.48)	0:13.21 [6] (0:13.21)	5.6L			-3
8	11	INDIAN MO Zoe Lloyd	11	63.1 800-600	0:11.81 800-600	0:26.67	0:37.92 [9] (0:12.00)	0:25.92 [9] (0:12.54)	0:13.38 [8] (0:13.38)	8.2L			+7
9	8	LANGWORTHY Tala Hutchinson	8	63.7 1600-1400	0:11.52 1400-1200	0:26.03	0:39.08 [3] (0:12.46)	0:26.62 [4] (0:12.90)	0:13.72 [9] (0:13.72)	10.4L			+3
10	10	ICE GHOST Nichola Yuen	10	66.0 1400-1200	0:11.38 1400-1200	0:25.91	0:40.08 [4] (0:12.68)	0:27.40 [8] (0:13.14)	0:14.26 [10] (0:14.26)	16.7L			+3



Thomas Farms RC Murray Bridge SA
Race 4: SA Heat – National Apprentice Race Series - Leg 1 (Apprentice Riders Only) - 1800m
20 March 2024 - 3:25PM



Track Rating: Soft 5, Weather: Fine, Rail Position: +3m

Section
Field Times

L600	L400	L200
0:38.31	0:25.89	0:13.28
(0:12.42)	(0:12.60)	(0:13.28)

Position	#	Horse/Jockey	Barrier	Top Speed [km/h]	Fastest Section	First 400m	L600	L400	L200	Margin					Distance Travelled From Winner [m]
11	4	ROAD TO BLUE SKY	4	63.3	0:11.60	0:26.66	0:44.34 [11]	0:30.88 [11]	0:16.13 [11]	51.5L					+5
		Cassey Martinan		1600-1400	1400-1200		(0:13.46)	(0:14.75)	(0:16.13)						

- [] Position in running at each section and finish # Saddle cloth number
- :-:- No data available at this section ■ Background shading for fastest section
- NA No data available

Horse/Jockey Name	PERSIAN EMPIRE
Finish Rank	1
Fastest Section Time (Section)	0:11.37 (L1600)
Top Speed [km/h] (Section)	63.9 (L1600)
Race State	Finished



Thomas Farms RC Murray Bridge SA - Professional

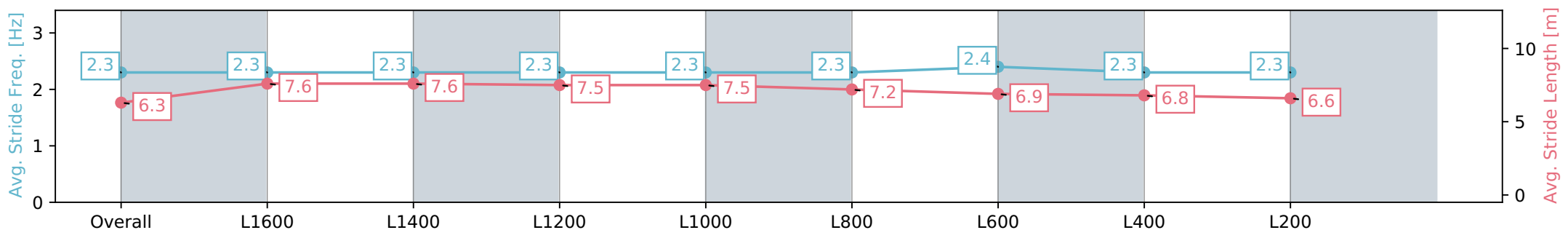
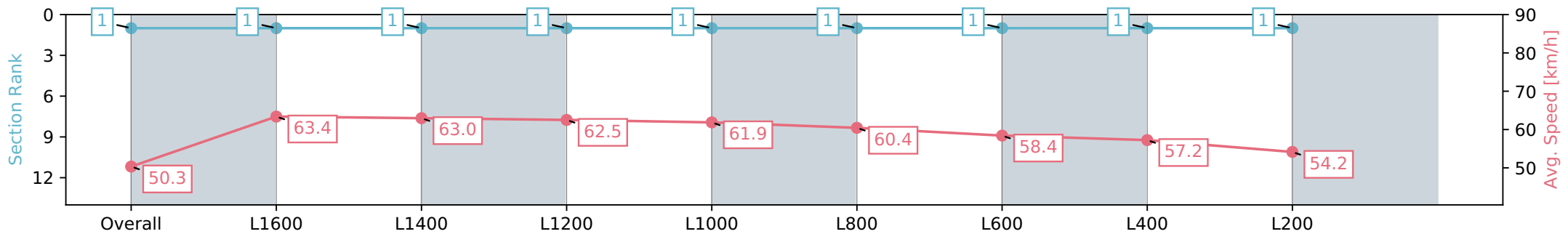
Race 4: SA Heat – National Apprentice Race Series - Leg 1
(Apprentice Riders Only) - 1800m

20 March 2024 - 3:25PM

Track Rating: Soft 5, Weather: Fine, Rail Position: +3m



Section	Overall	L1600	L1400	L1200	L1000	L800	L600	L400	L200
Section Times	1:50.60 [1] (0:14.31)	1:36.29 [1] (0:11.37)	1:24.92 [1] (0:11.43)	1:13.49 [1] (0:11.50)	1:01.99 [1] (0:11.70)	0:50.29 [1] (0:11.98)	0:38.31 [1] (0:12.42)	0:25.89 [1] (0:12.60)	0:13.29 [1] (0:13.28)
Average Speed [km/h]	50.3	63.4	63.0	62.5	61.9	60.4	58.4	57.2	54.2
Top Speed [km/h]	63.4	63.9	63.7	63.3	62.3	61.5	59.3	58.0	56.0
Avg. Dist. to Rail [m]	6.8	2.4	0.4	0.4	0.6	1.4	2.1	3.3	3.3
Avg. Stride Freq. [Hz]	2.3	2.3	2.3	2.3	2.3	2.3	2.4	2.3	2.3
Avg. Stride Length [m]	6.3	7.6	7.6	7.5	7.5	7.2	6.9	6.8	6.6



- [] Ranking at each section and finish
- :-:- No data available at this section
- NA No data available

Horse/Jockey Name	APPLIED
Finish Rank	2
Fastest Section Time (Section)	0:11.62 (L1600)
Top Speed [km/h] (Section)	63.9 (L1400)
Race State	Finished



Thomas Farms RC Murray Bridge SA - Professional

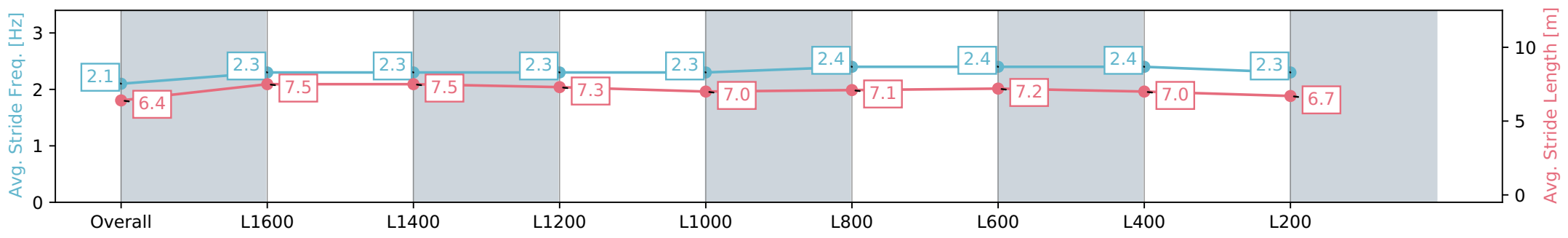
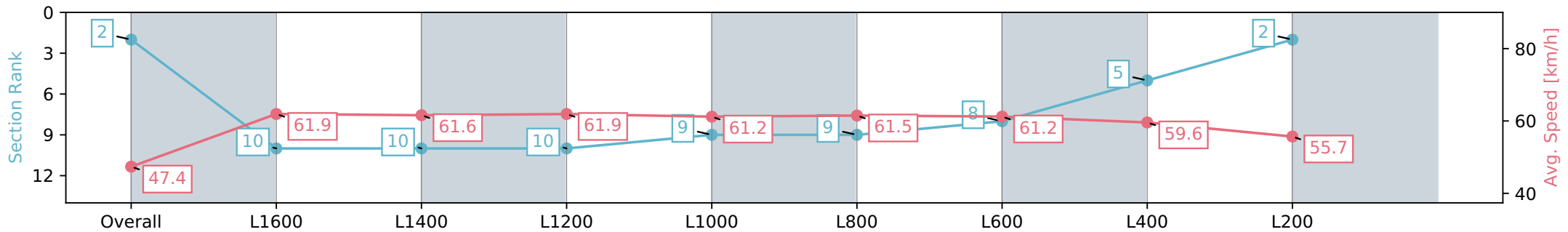
Race 4: SA Heat – National Apprentice Race Series - Leg 1
(Apprentice Riders Only) - 1800m



20 March 2024 - 3:25PM

Track Rating: Soft 5, Weather: Fine, Rail Position: +3m

Section	Overall	L1600	L1400	L1200	L1000	L800	L600	L400	L200
Section Times	1:50.81 [2] (0:15.22)	1:35.59 [10] (0:11.62)	1:23.97 [10] (0:11.68)	1:12.29 [10] (0:11.66)	1:00.63 [9] (0:11.88)	0:48.75 [9] (0:11.85)	0:36.90 [8] (0:11.89)	0:25.01 [5] (0:12.09)	0:12.92 [2] (0:12.92)
Average Speed [km/h]	47.4	61.9	61.6	61.9	61.2	61.5	61.2	59.6	55.7
Top Speed [km/h]	61.3	63.0	63.9	62.3	62.0	62.0	62.4	60.4	58.0
Avg. Dist. to Rail [m]	4.6	2.3	1.1	0.6	1.9	2.6	2.8	4.1	4.6
Avg. Stride Freq. [Hz]	2.1	2.3	2.3	2.3	2.3	2.4	2.4	2.4	2.3
Avg. Stride Length [m]	6.4	7.5	7.5	7.3	7.0	7.1	7.2	7.0	6.7



[] Ranking at each section and finish
 -:-:- No data available at this section
 NA No data available

Horse/Jockey Name	WARRANTYTE ROAD
Finish Rank	3
Fastest Section Time (Section)	0:11.66 (L1200)
Top Speed [km/h] (Section)	62.4 (L1600)
Race State	Finished



Thomas Farms RC Murray Bridge SA - Professional

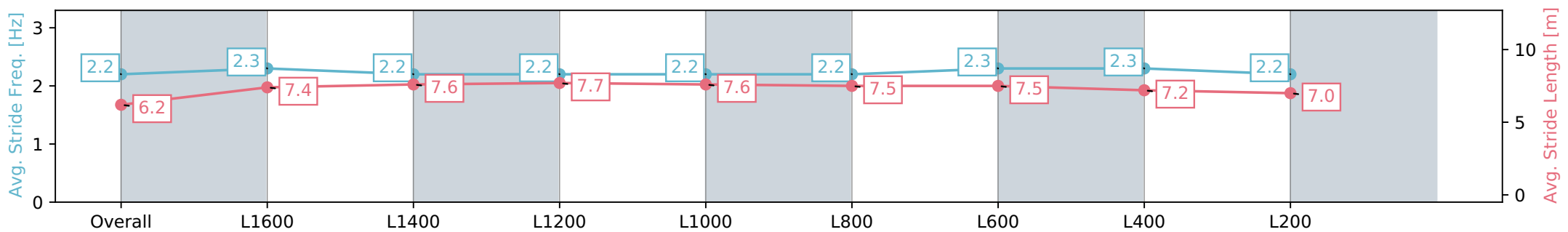
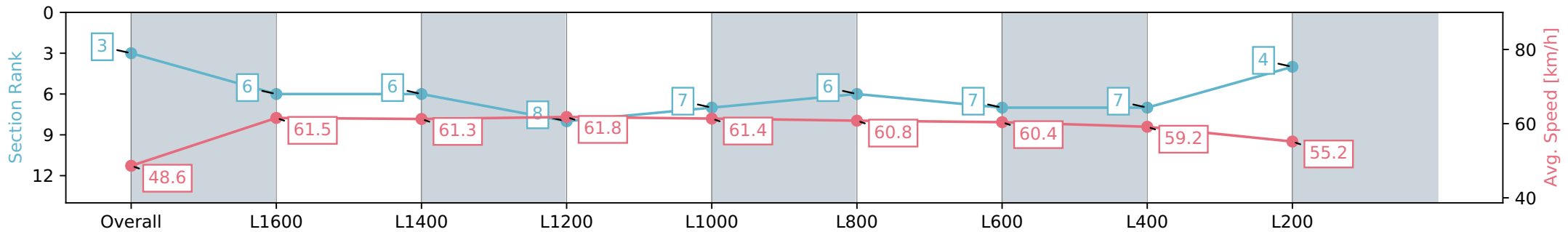
Race 4: SA Heat – National Apprentice Race Series - Leg 1
(Apprentice Riders Only) - 1800m



20 March 2024 - 3:25PM

Track Rating: Soft 5, Weather: Fine, Rail Position: +3m

Section	Overall	L1600	L1400	L1200	L1000	L800	L600	L400	L200
Section Times	1:51.00 [3] (0:14.80)	1:36.20 [6] (0:11.71)	1:24.49 [6] (0:11.75)	1:12.74 [8] (0:11.66)	1:01.08 [7] (0:11.85)	0:49.23 [6] (0:11.92)	0:37.31 [7] (0:12.11)	0:25.20 [7] (0:12.15)	0:13.05 [4] (0:13.05)
Average Speed [km/h]	48.6	61.5	61.3	61.8	61.4	60.8	60.4	59.2	55.2
Top Speed [km/h]	61.4	62.4	62.1	62.3	62.2	61.4	60.8	59.9	57.8
Avg. Dist. to Rail [m]	2.8	3.3	1.9	1.7	1.8	1.5	3.8	8.3	8.4
Avg. Stride Freq. [Hz]	2.2	2.3	2.2	2.2	2.2	2.2	2.2	2.3	2.2
Avg. Stride Length [m]	6.2	7.4	7.6	7.7	7.6	7.5	7.5	7.2	7.0



- [] Ranking at each section and finish
- :-:- No data available at this section
- NA No data available

Horse/Jockey Name	PRINCE TIKEA
Finish Rank	4
Fastest Section Time (Section)	0:11.68 (L1600)
Top Speed [km/h] (Section)	63.4 (L1600)
Race State	Finished



Thomas Farms RC Murray Bridge SA - Professional

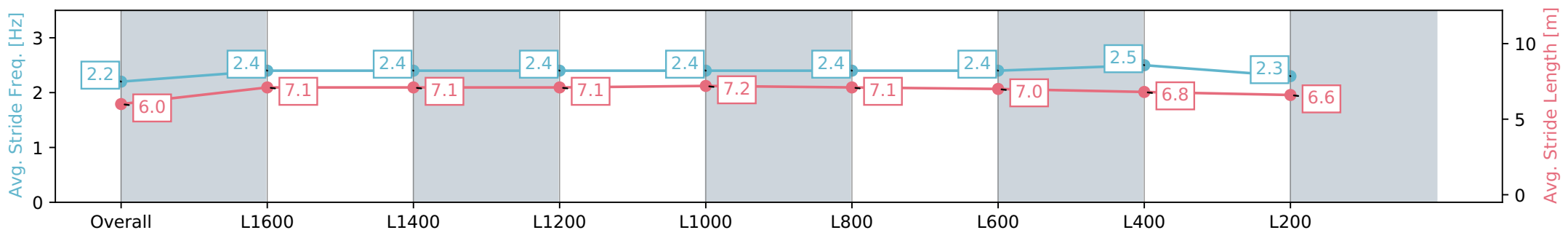
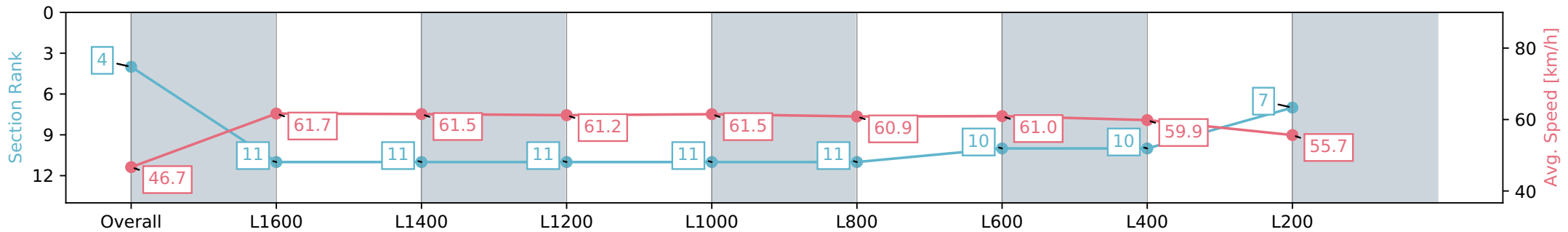
Race 4: SA Heat – National Apprentice Race Series - Leg 1
(Apprentice Riders Only) - 1800m



20 March 2024 - 3:25PM

Track Rating: Soft 5, Weather: Fine, Rail Position: +3m

Section	Overall	L1600	L1400	L1200	L1000	L800	L600	L400	L200
Section Times	1:51.43 [4] (0:15.42)	1:36.01 [11] (0:11.68)	1:24.33 [11] (0:11.71)	1:12.62 [11] (0:11.78)	1:00.84 [11] (0:11.80)	0:49.04 [11] (0:12.04)	0:37.00 [10] (0:12.04)	0:24.96 [10] (0:12.02)	0:12.94 [7] (0:12.94)
Average Speed [km/h]	46.7	61.7	61.5	61.2	61.5	60.9	61.0	59.9	55.7
Top Speed [km/h]	60.5	63.4	62.7	62.8	62.9	62.1	62.3	60.7	58.6
Avg. Dist. to Rail [m]	5.0	2.2	1.4	1.0	1.6	3.4	4.8	9.0	8.6
Avg. Stride Freq. [Hz]	2.2	2.4	2.4	2.4	2.4	2.4	2.4	2.5	2.3
Avg. Stride Length [m]	6.0	7.1	7.1	7.1	7.2	7.1	7.0	6.8	6.6



- [] Ranking at each section and finish
- :-:- No data available at this section
- NA No data available

Horse/Jockey Name	VERZENAY
Finish Rank	5
Fastest Section Time (Section)	0:11.53 (L1600)
Top Speed [km/h] (Section)	64.0 (L1400)
Race State	Finished



Thomas Farms RC Murray Bridge SA - Professional

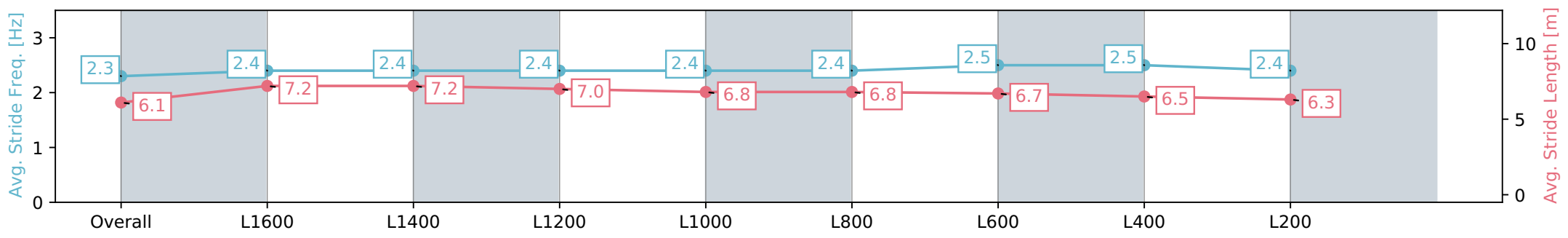
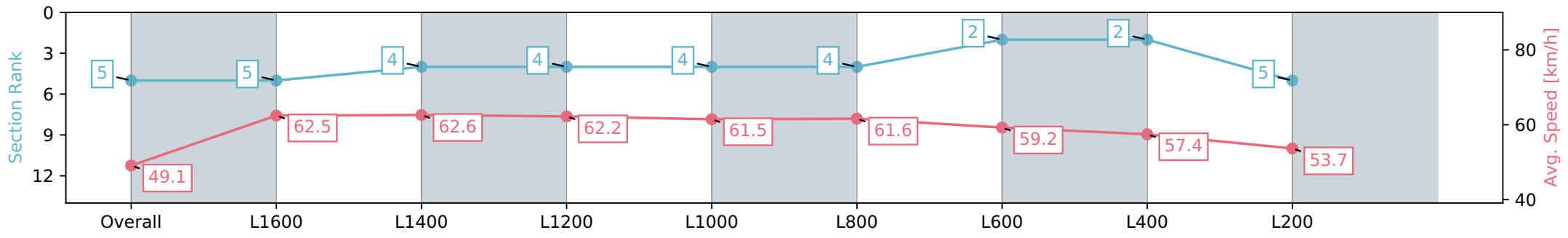
Race 4: SA Heat – National Apprentice Race Series - Leg 1
(Apprentice Riders Only) - 1800m



20 March 2024 - 3:25PM

Track Rating: Soft 5, Weather: Fine, Rail Position: +3m

Section	Overall	L1600	L1400	L1200	L1000	L800	L600	L400	L200
Section Times	1:51.48 [5] (0:14.67)	1:36.81 [5] (0:11.53)	1:25.28 [4] (0:11.53)	1:13.75 [4] (0:11.56)	1:02.19 [4] (0:11.91)	0:50.28 [4] (0:11.94)	0:38.34 [2] (0:12.37)	0:25.97 [2] (0:12.55)	0:13.42 [5] (0:13.42)
Average Speed [km/h]	49.1	62.5	62.6	62.2	61.5	61.6	59.2	57.4	53.7
Top Speed [km/h]	61.0	63.0	64.0	63.9	61.8	62.0	61.6	58.6	56.4
Avg. Dist. to Rail [m]	6.2	4.1	2.0	2.0	2.9	4.4	4.5	6.1	5.3
Avg. Stride Freq. [Hz]	2.3	2.4	2.4	2.4	2.4	2.4	2.5	2.5	2.4
Avg. Stride Length [m]	6.1	7.2	7.2	7.0	6.8	6.8	6.7	6.5	6.3



- [] Ranking at each section and finish
- :-:- No data available at this section
- NA No data available

Horse/Jockey Name	OFCOURSE I WILL
Finish Rank	6
Fastest Section Time (Section)	0:11.65 (L1600)
Top Speed [km/h] (Section)	63.3 (L1600)
Race State	Finished



Thomas Farms RC Murray Bridge SA - Professional

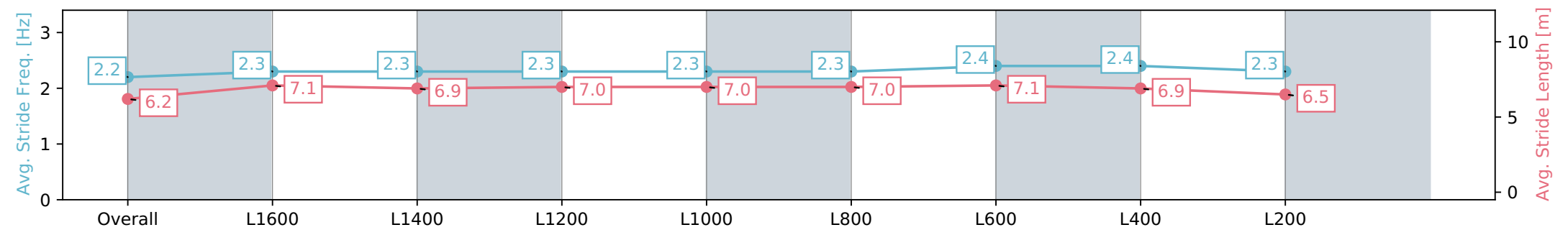
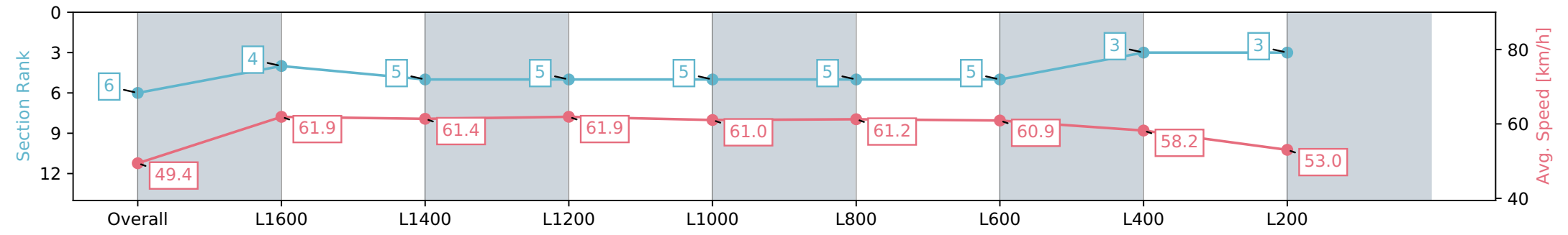
Race 4: SA Heat – National Apprentice Race Series - Leg 1
(Apprentice Riders Only) - 1800m



20 March 2024 - 3:25PM

Track Rating: Soft 5, Weather: Fine, Rail Position: +3m

Section	Overall	L1600	L1400	L1200	L1000	L800	L600	L400	L200
Section Times	1:51.49 [6] (0:14.59)	1:36.90 [4] (0:11.65)	1:25.25 [5] (0:11.71)	1:13.54 [5] (0:11.66)	1:01.88 [5] (0:11.96)	0:49.92 [5] (0:11.95)	0:37.97 [5] (0:12.02)	0:25.95 [3] (0:12.37)	0:13.58 [3] (0:13.57)
Average Speed [km/h]	49.4	61.9	61.4	61.9	61.0	61.2	60.9	58.2	53.0
Top Speed [km/h]	62.9	63.3	61.9	62.2	61.7	61.8	61.6	60.4	56.3
Avg. Dist. to Rail [m]	0.7	2.0	0.6	0.6	2.8	3.4	4.3	6.5	6.3
Avg. Stride Freq. [Hz]	2.2	2.3	2.3	2.3	2.3	2.3	2.4	2.4	2.3
Avg. Stride Length [m]	6.2	7.1	6.9	7.0	7.0	7.0	7.1	6.9	6.5



- [] Ranking at each section and finish
- :-:- No data available at this section
- NA No data available

Horse/Jockey Name	LORD OF DARKNESS
Finish Rank	7
Fastest Section Time (Section)	0:11.46 (L1600)
Top Speed [km/h] (Section)	63.8 (L1600)
Race State	Finished



Thomas Farms RC Murray Bridge SA - Professional

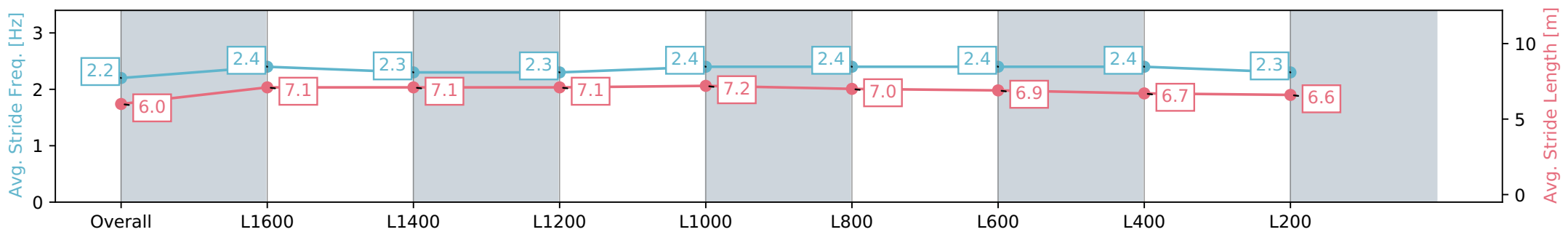
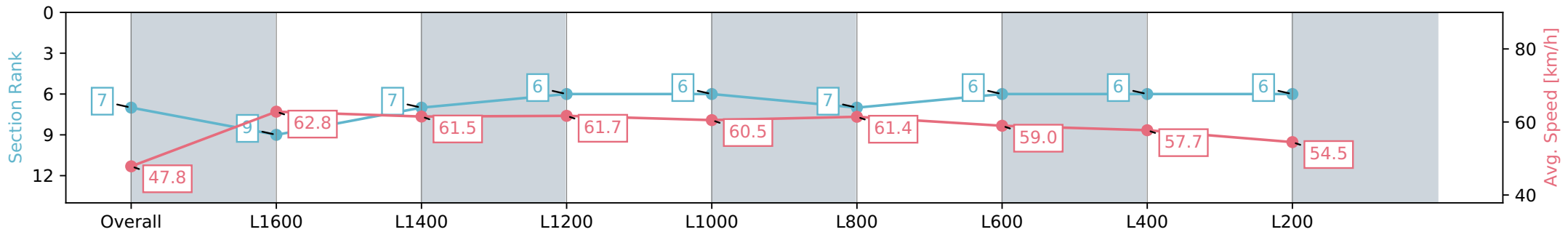
Race 4: SA Heat – National Apprentice Race Series - Leg 1
(Apprentice Riders Only) - 1800m



20 March 2024 - 3:25PM

Track Rating: Soft 5, Weather: Fine, Rail Position: +3m

Section	Overall	L1600	L1400	L1200	L1000	L800	L600	L400	L200
Section Times	1:51.49 [7] (0:15.06)	1:36.43 [9] (0:11.46)	1:24.97 [7] (0:11.70)	1:13.27 [6] (0:11.68)	1:01.59 [6] (0:11.98)	0:49.61 [7] (0:11.72)	0:37.89 [6] (0:12.20)	0:25.69 [6] (0:12.48)	0:13.21 [6] (0:13.21)
Average Speed [km/h]	47.8	62.8	61.5	61.7	60.5	61.4	59.0	57.7	54.5
Top Speed [km/h]	61.4	63.8	62.3	62.0	62.0	62.9	61.9	59.9	56.5
Avg. Dist. to Rail [m]	2.4	1.2	0.4	0.7	1.1	0.5	0.8	3.5	3.0
Avg. Stride Freq. [Hz]	2.2	2.4	2.3	2.3	2.4	2.4	2.4	2.4	2.3
Avg. Stride Length [m]	6.0	7.1	7.1	7.1	7.1	7.2	7.0	6.9	6.6



- [] Ranking at each section and finish
- :-:- No data available at this section
- NA No data available

Horse/Jockey Name	INDIAN MO
Finish Rank	8
Fastest Section Time (Section)	0:11.81 (L800)
Top Speed [km/h] (Section)	63.1 (L800)
Race State	Finished



Thomas Farms RC Murray Bridge SA - Professional

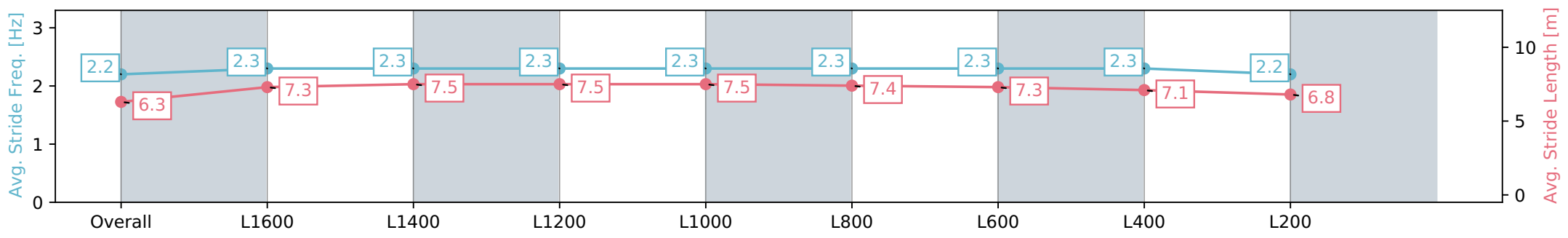
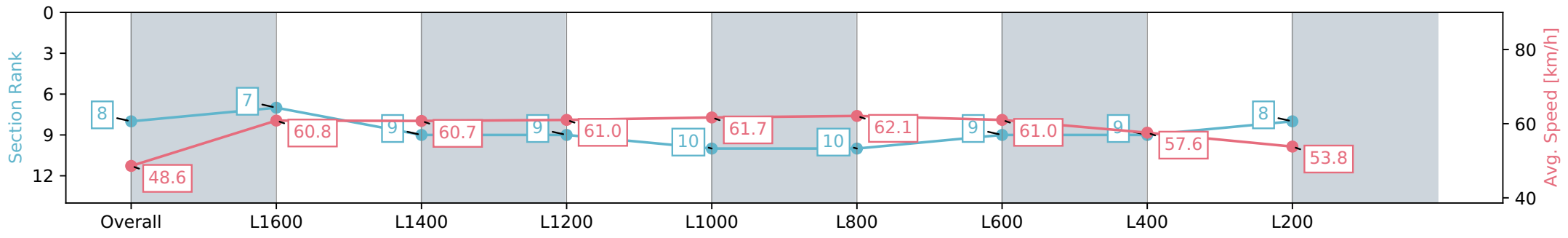
Race 4: SA Heat – National Apprentice Race Series - Leg 1
(Apprentice Riders Only) - 1800m



20 March 2024 - 3:25PM

Track Rating: Soft 5, Weather: Fine, Rail Position: +3m

Section	Overall	L1600	L1400	L1200	L1000	L800	L600	L400	L200
Section Times	1:51.91 [8] (0:14.82)	1:37.09 [7] (0:11.85)	1:25.24 [9] (0:11.84)	1:13.40 [9] (0:11.85)	1:01.55 [10] (0:11.82)	0:49.73 [10] (0:11.81)	0:37.92 [9] (0:12.00)	0:25.92 [9] (0:12.54)	0:13.38 [8] (0:13.38)
Average Speed [km/h]	48.6	60.8	60.7	61.0	61.7	62.1	61.0	57.6	53.8
Top Speed [km/h]	61.1	61.4	61.8	61.5	62.6	63.1	62.1	59.6	55.8
Avg. Dist. to Rail [m]	1.4	2.3	1.5	1.6	2.6	3.6	5.0	7.8	6.2
Avg. Stride Freq. [Hz]	2.2	2.3	2.3	2.3	2.3	2.3	2.3	2.3	2.2
Avg. Stride Length [m]	6.3	7.3	7.5	7.5	7.5	7.4	7.3	7.1	6.8



- [] Ranking at each section and finish
- :-:- No data available at this section
- NA No data available

Horse/Jockey Name	LANGWORTHY
Finish Rank	9
Fastest Section Time (Section)	0:11.52 (L1400)
Top Speed [km/h] (Section)	63.7 (L1600)
Race State	Finished



Thomas Farms RC Murray Bridge SA - Professional

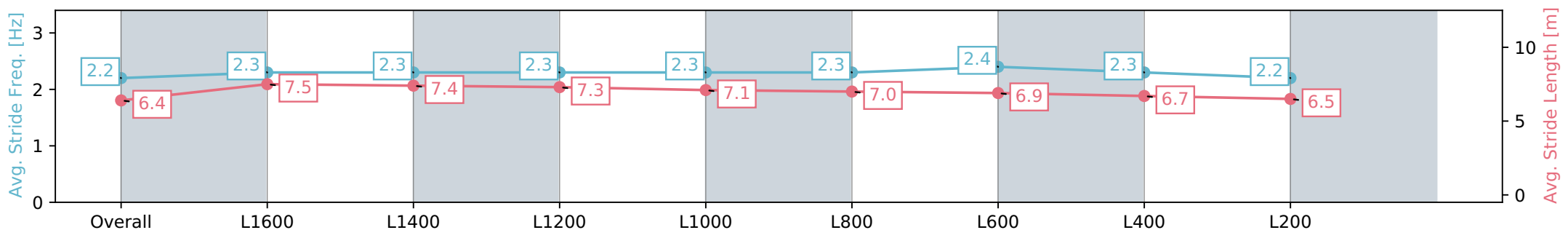
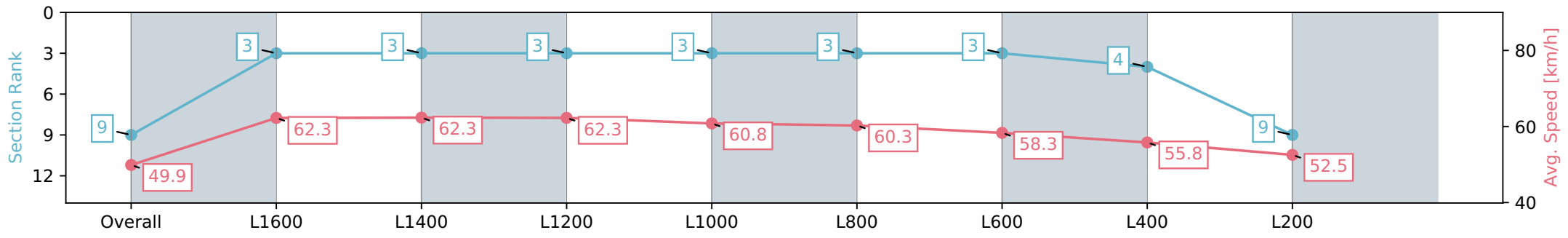
Race 4: SA Heat – National Apprentice Race Series - Leg 1
(Apprentice Riders Only) - 1800m



20 March 2024 - 3:25PM

Track Rating: Soft 5, Weather: Fine, Rail Position: +3m

Section	Overall	L1600	L1400	L1200	L1000	L800	L600	L400	L200
Section Times	1:52.27 [9] (0:14.43)	1:37.84 [3] (0:11.60)	1:26.24 [3] (0:11.52)	1:14.72 [3] (0:11.56)	1:03.15 [3] (0:11.97)	0:51.18 [3] (0:12.10)	0:39.08 [3] (0:12.46)	0:26.62 [4] (0:12.90)	0:13.72 [9] (0:13.72)
Average Speed [km/h]	49.9	62.3	62.3	62.3	60.8	60.3	58.3	55.8	52.5
Top Speed [km/h]	62.0	63.7	63.7	63.0	61.0	61.0	59.8	57.7	54.4
Avg. Dist. to Rail [m]	4.9	3.5	1.4	0.7	1.8	2.6	2.2	3.3	3.9
Avg. Stride Freq. [Hz]	2.2	2.3	2.3	2.3	2.3	2.3	2.4	2.3	2.2
Avg. Stride Length [m]	6.4	7.5	7.4	7.3	7.1	7.0	6.9	6.7	6.5



- [] Ranking at each section and finish
- :-:- No data available at this section
- NA No data available

Horse/Jockey Name	ICE GHOST
Finish Rank	10
Fastest Section Time (Section)	0:11.38 (L1400)
Top Speed [km/h] (Section)	66.0 (L1400)
Race State	Finished



Thomas Farms RC Murray Bridge SA - Professional

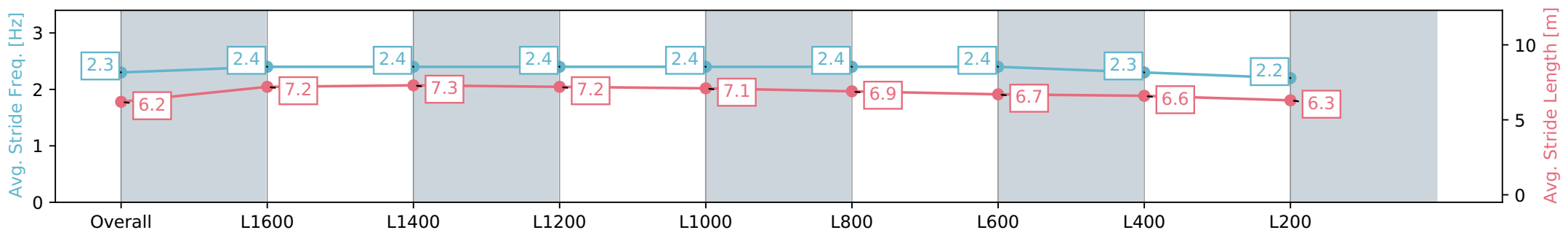
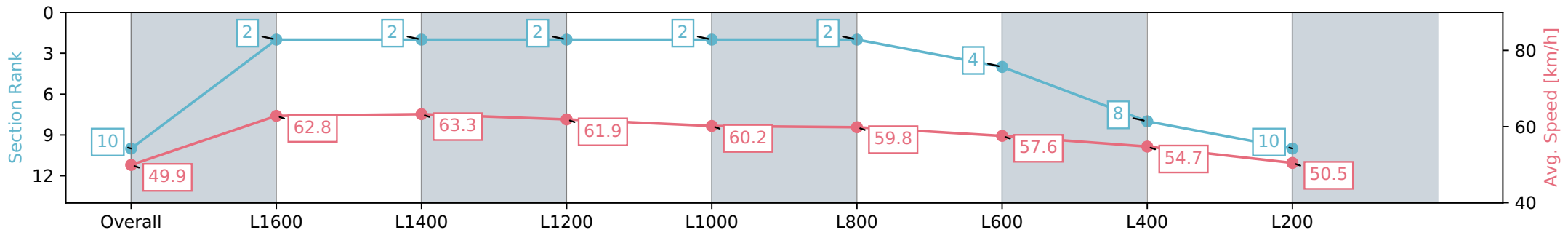
Race 4: SA Heat – National Apprentice Race Series - Leg 1
(Apprentice Riders Only) - 1800m



20 March 2024 - 3:25PM

Track Rating: Soft 5, Weather: Fine, Rail Position: +3m

Section	Overall	L1600	L1400	L1200	L1000	L800	L600	L400	L200
Section Times	1:53.27 [10] (0:14.43)	1:38.84 [2] (0:11.48)	1:27.36 [2] (0:11.38)	1:15.98 [2] (0:11.62)	1:04.36 [2] (0:12.06)	0:52.30 [2] (0:12.22)	0:40.08 [4] (0:12.68)	0:27.40 [8] (0:13.14)	0:14.26 [10] (0:14.26)
Average Speed [km/h]	49.9	62.8	63.3	61.9	60.2	59.8	57.6	54.7	50.5
Top Speed [km/h]	62.6	64.5	66.0	63.4	61.5	61.4	59.4	57.0	52.6
Avg. Dist. to Rail [m]	8.2	3.5	0.3	0.4	1.4	3.0	3.1	4.8	4.1
Avg. Stride Freq. [Hz]	2.3	2.4	2.4	2.4	2.4	2.4	2.4	2.3	2.2
Avg. Stride Length [m]	6.2	7.2	7.3	7.2	7.1	6.9	6.7	6.6	6.3



[] Ranking at each section and finish
 -:-:- No data available at this section
 NA No data available

Horse/Jockey Name	ROAD TO BLUE SKY
Finish Rank	11
Fastest Section Time (Section)	0:11.60 (L1400)
Top Speed [km/h] (Section)	63.3 (L1600)
Race State	Finished



Thomas Farms RC Murray Bridge SA - Professional

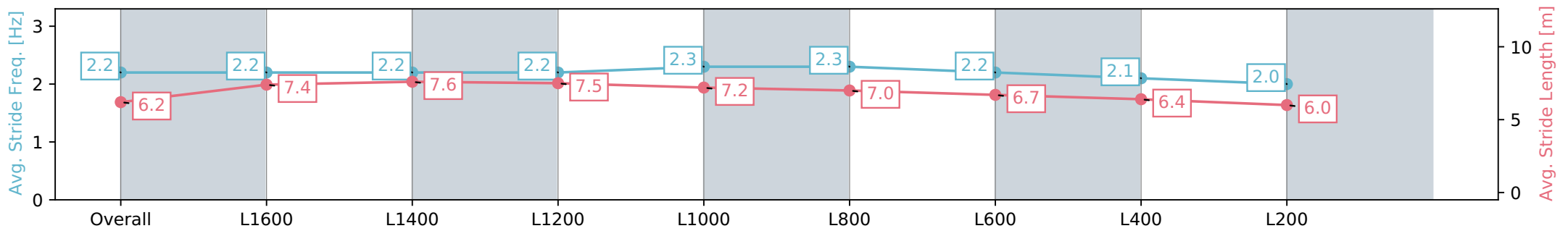
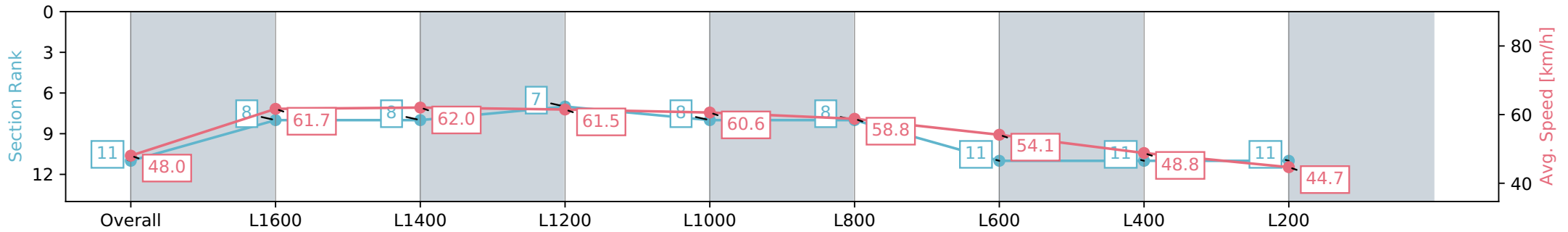
Race 4: SA Heat – National Apprentice Race Series - Leg 1
(Apprentice Riders Only) - 1800m

20 March 2024 - 3:25PM

Track Rating: Soft 5, Weather: Fine, Rail Position: +3m



Section	Overall	L1600	L1400	L1200	L1000	L800	L600	L400	L200
Section Times	1:58.84 [11] (0:14.99)	1:43.85 [8] (0:11.67)	1:32.18 [8] (0:11.60)	1:20.58 [7] (0:11.74)	1:08.84 [8] (0:12.04)	0:56.80 [8] (0:12.46)	0:44.34 [11] (0:13.46)	0:30.88 [11] (0:14.75)	0:16.13 [11] (0:16.13)
Average Speed [km/h]	48.0	61.7	62.0	61.5	60.6	58.8	54.1	48.8	44.7
Top Speed [km/h]	60.0	63.3	62.5	62.4	61.3	59.8	57.0	52.6	46.2
Avg. Dist. to Rail [m]	3.5	3.5	3.1	2.5	2.9	3.3	3.1	5.8	6.0
Avg. Stride Freq. [Hz]	2.2	2.2	2.2	2.2	2.3	2.3	2.2	2.1	2.0
Avg. Stride Length [m]	6.2	7.4	7.6	7.5	7.2	7.0	6.7	6.4	6.0



- [] Ranking at each section and finish
- :-:- No data available at this section
- NA No data available