



RACINGSA

Thomas Farms RC Murray Bridge SA
Race 3: Fred Vella Tyre & Crash Repair Maiden Plate - 1600m
20 March 2024 - 2:50PM



Track Rating: Soft 5, Weather: Fine, Rail Position: +3m

Table with columns: Section, Field Times, Position, #, Horse/Jockey, Barrier, Top Speed [km/h], Fastest Section, First 400m, Overall, L1400, L1200, L1000, L800, L600, Distance Travelled From Winner [m]. Rows include horses like ON THE SCENT, WANNASCHMACK, GOTTA GO GURU, etc.

Scratched: My Boy Jett (#4), Rivoli View (#5), Honduras (#10)

- [] Position in running at each section and finish
Saddle cloth number
-:-:- No data available at this section
NA No data available



RACINGSA

Thomas Farms RC Murray Bridge SA
Race 3: Fred Vella Tyre & Crash Repair Maiden Plate - 1600m
20 March 2024 - 2:50PM



Track Rating: Soft 5, Weather: Fine, Rail Position: +3m

Table with columns: Section, Field Times, Position, #, Horse/Jockey, Barrier, Top Speed [km/h], Fastest Section, First 400m, Overall, L1400, L1200, L1000, L800, L600, Distance Travelled From Winner [m]. Rows include HUGOWEGO and URBAN BOY.

Scratched: My Boy Jett (#4), Rivoli View (#5), Honduras (#10)

- [] Position in running at each section and finish
Saddle cloth number
-:-:- No data available at this section
NA No data available



RACINGSA

Thomas Farms RC Murray Bridge SA
Race 3: Fred Vella Tyre & Crash Repair Maiden Plate - 1600m
20 March 2024 - 2:50PM



Track Rating: Soft 5, Weather: Fine, Rail Position: +3m

Section						L400	L200						
Field Times						0:25.13 (0:12.31)	0:12.81 (0:12.81)						
Position	#	Horse/Jockey	Barrier	Top Speed [km/h]	Fastest Section	First 400m			Margin				Distance Travelled From Winner [m]
1	11	ON THE SCENT Tala Hutchinson	11	64.1 1400-1200	0:11.32 1400-1200	0:25.56	0:24.83 [4] (0:12.01)	0:12.82 [1] (0:12.82)	1:37.63				
2	7	WANNASCHMACK Callan Murray	7	65.2 1600-1400	0:11.24 1400-1200	0:25.92	0:24.69 [8] (0:12.08)	0:12.61 [2] (0:12.61)	0.4L				-1
3	13	GOTTA GO GURU Jason Holder	13	65.9 1400-1200	0:11.20 1400-1200	0:25.76	0:24.90 [6] (0:12.35)	0:12.55 [7] (0:12.55)	1.3L				-5
4	12	ARTISTIC GAL Margaret Collett	12	65.8 1600-1400	0:11.06 1400-1200	0:25.18	0:25.22 [5] (0:12.31)	0:12.91 [4] (0:12.91)	2.4L				-4
5	9	GILDED AGE Dom Tourneur	9	66.3 1400-1200	0:11.10 1400-1200	0:25.74	0:25.43 [3] (0:12.39)	0:13.04 [3] (0:13.04)	3.1L				-8
6	15	OUR SWOOSH Britney Wong	15	65.8 1400-1200	0:11.20 1400-1200	0:25.47	0:25.30 [9] (0:12.38)	0:12.92 [9] (0:12.92)	4.8L				+1
7	8	WHISKY SOUR Todd Pannell	8	66.4 1600-1400	0:10.99 1400-1200	0:25.28	0:25.98 [2] (0:12.64)	0:13.34 [5] (0:13.34)	5.3L				-4
8	14	THE ARITHMETICIAN Kayla Crowther	14	66.8 1200-1000	0:11.18 1400-1200	0:25.36	0:25.32 [10] (0:12.41)	0:12.91 [11] (0:12.91)	5.4L				-1
9	1	FREE FALLIN' Ben Price	1	65.3 1400-1200	0:11.28 1400-1200	0:26.10	0:25.21 [11] (0:12.21)	0:13.00 [10] (0:13.00)	5.5L				-2
10	2	HOOD RAT Teagan Voorham	2	65.3 1400-1200	0:11.42 1400-1200	0:26.37	0:25.70 [6] (0:12.28)	0:13.41 [6] (0:13.41)	6.0L				+2

Scratched: My Boy Jett (#4), Rivoli View (#5), Honduras (#10)

- [] Position in running at each section and finish
- # Saddle cloth number
- :-:- No data available at this section
- █ Background shading for fastest section
- NA No data available



RACINGSA

Thomas Farms RC Murray Bridge SA
Race 3: Fred Vella Tyre & Crash Repair Maiden Plate - 1600m
20 March 2024 - 2:50PM



Track Rating: Soft 5, Weather: Fine, Rail Position: +3m

Section

Field Times

L400 0:25.13 (0:12.31)
L200 0:12.81 (0:12.81)

Table with columns: Position, #, Horse/Jockey, Barrier, Top Speed [km/h], Fastest Section, First 400m, Margin, Distance Travelled From Winner [m]. Rows include HUGOWEGO and URBAN BOY.

Scratched: My Boy Jett (#4), Rivoli View (#5), Honduras (#10)

- [] Position in running at each section and finish
Saddle cloth number
-:-:- No data available at this section
NA No data available

Horse/Jockey Name	ON THE SCENT
Finish Rank	1
Fastest Section Time (Section)	0:11.32 (L1400)
Top Speed [km/h] (Section)	64.1 (L1400)
Race State	Finished



Thomas Farms RC Murray Bridge SA - Professional

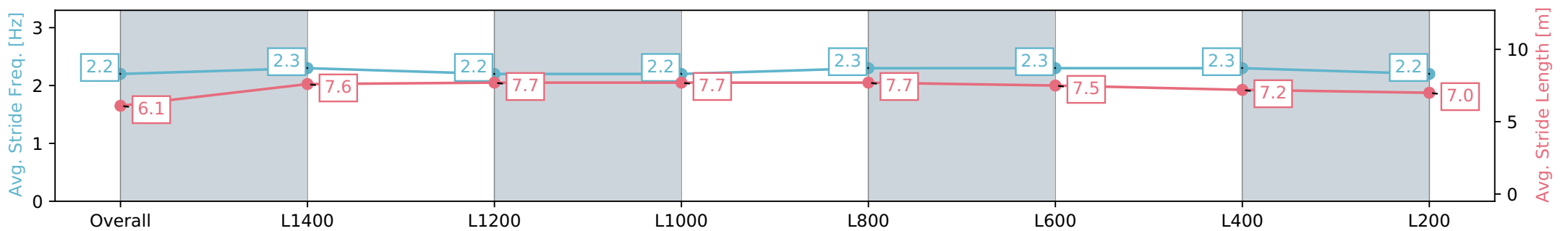
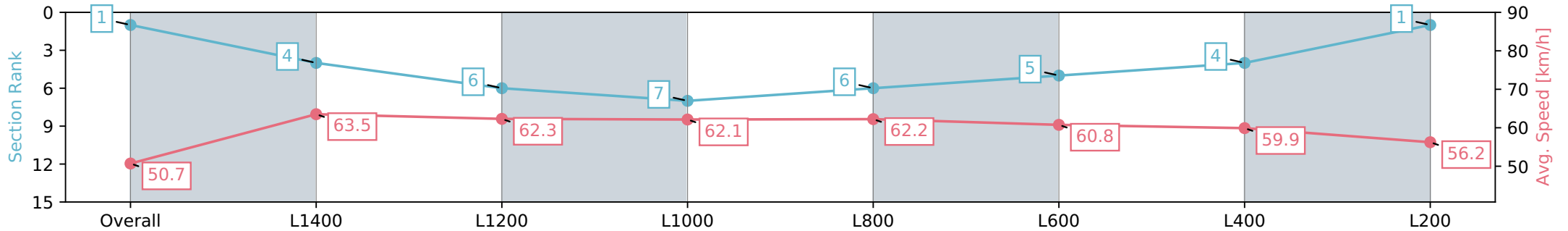
Race 3: Fred Vella Tyre & Crash Repair Maiden Plate - 1600m

20 March 2024 - 2:50PM

Track Rating: Soft 5, Weather: Fine, Rail Position: +3m



Section	Overall	L1400	L1200	L1000	L800	L600	L400	L200
Section Times	1:37.63 [1] (0:14.24)	1:23.39 [4] (0:11.32)	1:12.07 [6] (0:11.60)	1:00.47 [7] (0:11.82)	0:48.65 [6] (0:11.80)	0:36.85 [5] (0:12.02)	0:24.83 [4] (0:12.01)	0:12.82 [1] (0:12.82)
Average Speed [km/h]	50.7	63.5	62.3	62.1	62.2	60.8	59.9	56.2
Top Speed [km/h]	64.1	64.1	63.7	63.9	62.4	62.0	61.3	57.9
Avg. Dist. to Rail [m]	6.8	2.8	2.8	4.0	3.6	3.9	7.1	5.8
Avg. Stride Freq. [Hz]	2.2	2.3	2.2	2.2	2.3	2.3	2.3	2.2
Avg. Stride Length [m]	6.1	7.6	7.7	7.7	7.7	7.5	7.2	7.0



Report Created: Wed 20 March 2024 15:46:44 GMT+11 (Note: Timing is based on positional data)

- [] Ranking at each section and finish
- :-:- No data available at this section
- NA No data available



Horse/Jockey Name	WANNASCHMACK
Finish Rank	2
Fastest Section Time (Section)	0:11.24 (L1400)
Top Speed [km/h] (Section)	65.2 (Overall)
Race State	Finished



Thomas Farms RC Murray Bridge SA - Professional

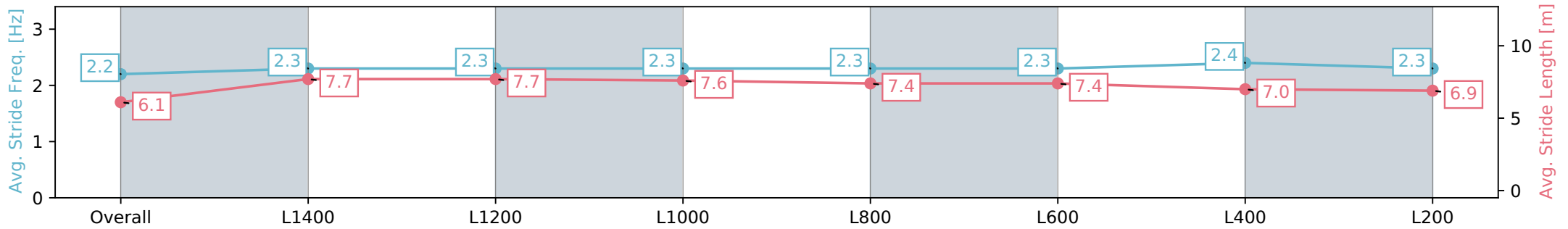
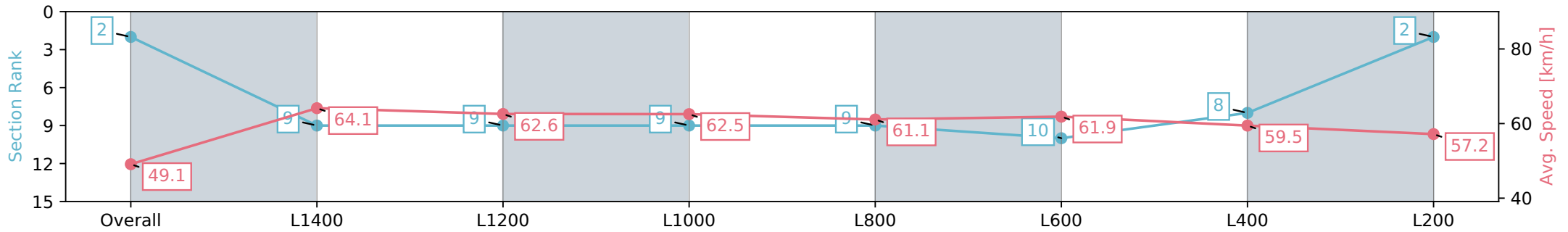
Race 3: Fred Vella Tyre & Crash Repair Maiden Plate - 1600m

20 March 2024 - 2:50PM

Track Rating: Soft 5, Weather: Fine, Rail Position: +3m



Section	Overall	L1400	L1200	L1000	L800	L600	L400	L200
Section Times	1:37.71 [2] (0:14.68)	1:23.03 [9] (0:11.24)	1:11.79 [9] (0:11.52)	1:00.27 [9] (0:11.72)	0:48.55 [9] (0:11.95)	0:36.60 [10] (0:11.91)	0:24.69 [8] (0:12.08)	0:12.61 [2] (0:12.61)
Average Speed [km/h]	49.1	64.1	62.6	62.5	61.1	61.9	59.5	57.2
Top Speed [km/h]	65.2	65.1	63.1	63.9	62.5	62.9	62.2	58.3
Avg. Dist. to Rail [m]	8.9	2.6	2.8	3.2	3.1	5.4	11.9	11.8
Avg. Stride Freq. [Hz]	2.2	2.3	2.3	2.3	2.3	2.3	2.4	2.3
Avg. Stride Length [m]	6.1	7.7	7.7	7.6	7.4	7.4	7.0	6.9



Report Created: Wed 20 March 2024 15:46:48 GMT+11 (Note: Timing is based on positional data)

- [] Ranking at each section and finish
- :-:- No data available at this section
- NA No data available

Horse/Jockey Name	GOTTA GO GURU
Finish Rank	3
Fastest Section Time (Section)	0:11.20 (L1400)
Top Speed [km/h] (Section)	65.9 (L1400)
Race State	Finished



Thomas Farms RC Murray Bridge SA - Professional

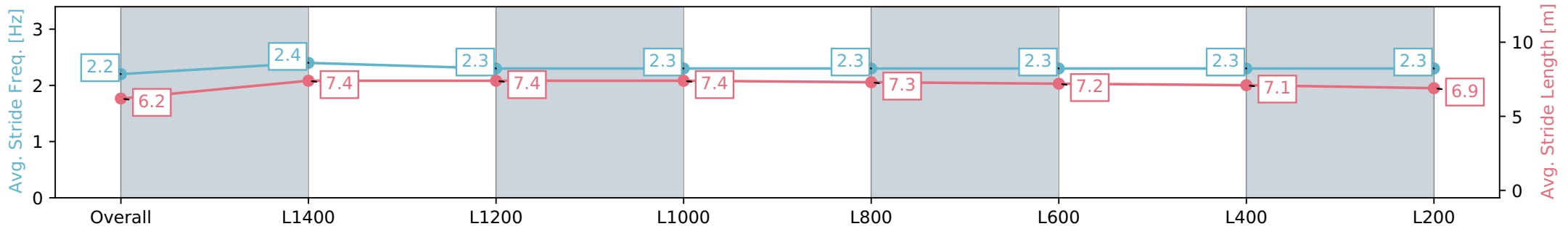
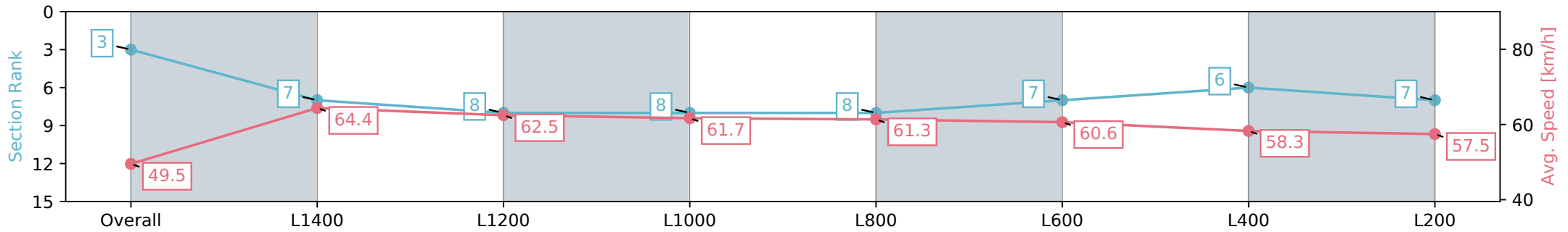
Race 3: Fred Vella Tyre & Crash Repair Maiden Plate - 1600m

20 March 2024 - 2:50PM

Track Rating: Soft 5, Weather: Fine, Rail Position: +3m



Section	Overall	L1400	L1200	L1000	L800	L600	L400	L200
Section Times	1:37.85 [3] (0:14.56)	1:23.29 [7] (0:11.20)	1:12.09 [8] (0:11.55)	1:00.54 [8] (0:11.83)	0:48.71 [8] (0:11.84)	0:36.87 [7] (0:11.97)	0:24.90 [6] (0:12.35)	0:12.55 [7] (0:12.55)
Average Speed [km/h]	49.5	64.4	62.5	61.7	61.3	60.6	58.3	57.5
Top Speed [km/h]	64.6	65.9	63.5	62.5	61.8	62.4	59.7	57.9
Avg. Dist. to Rail [m]	6.2	1.6	2.3	2.7	1.7	2.4	5.7	8.7
Avg. Stride Freq. [Hz]	2.2	2.4	2.3	2.3	2.3	2.3	2.3	2.3
Avg. Stride Length [m]	6.2	7.4	7.4	7.4	7.3	7.2	7.1	6.9



- [] Ranking at each section and finish
- :-:- No data available at this section
- NA No data available

Horse/Jockey Name	ARTISTIC GAL
Finish Rank	4
Fastest Section Time (Section)	0:11.06 (L1400)
Top Speed [km/h] (Section)	65.8 (Overall)
Race State	Finished



Thomas Farms RC Murray Bridge SA - Professional

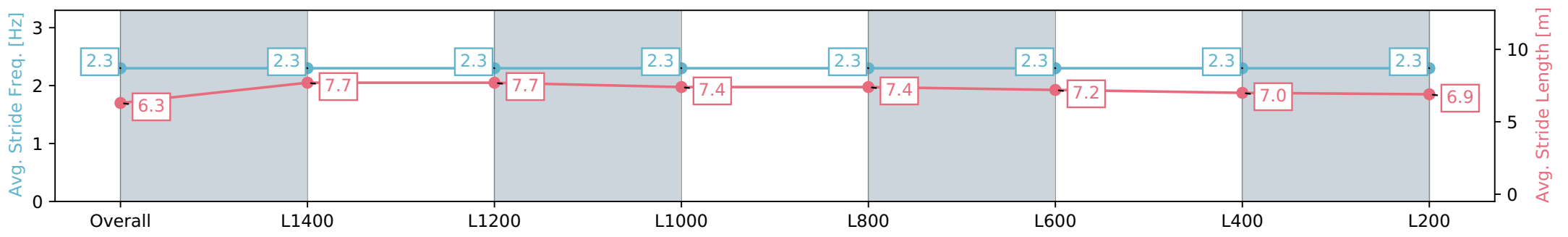
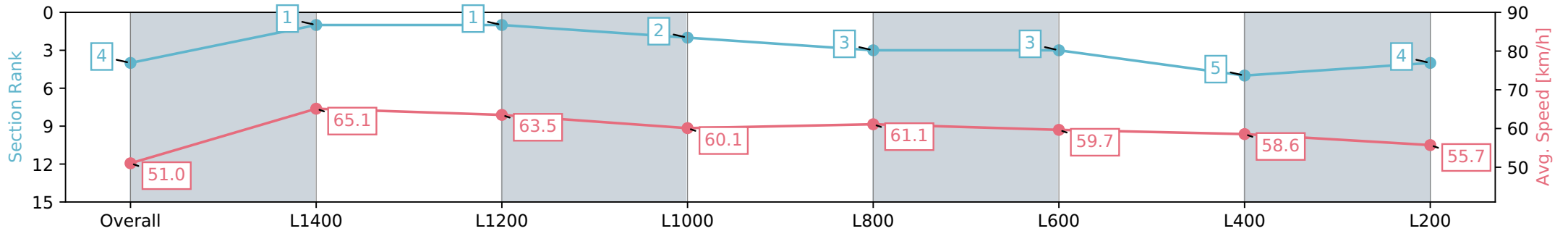
Race 3: Fred Vella Tyre & Crash Repair Maiden Plate - 1600m

20 March 2024 - 2:50PM

Track Rating: Soft 5, Weather: Fine, Rail Position: +3m



Section	Overall	L1400	L1200	L1000	L800	L600	L400	L200
Section Times	1:38.04 [4] (0:14.12)	1:23.92 [1] (0:11.06)	1:12.86 [1] (0:11.35)	1:01.51 [2] (0:12.10)	0:49.41 [3] (0:11.92)	0:37.49 [3] (0:12.27)	0:25.22 [5] (0:12.31)	0:12.91 [4] (0:12.91)
Average Speed [km/h]	51.0	65.1	63.5	60.1	61.1	59.7	58.6	55.7
Top Speed [km/h]	65.8	65.6	64.5	61.6	61.9	61.3	59.9	57.3
Avg. Dist. to Rail [m]	4.4	2.1	1.2	2.1	2.4	4.2	6.7	7.3
Avg. Stride Freq. [Hz]	2.3	2.3	2.3	2.3	2.3	2.3	2.3	2.3
Avg. Stride Length [m]	6.3	7.7	7.7	7.4	7.4	7.2	7.0	6.9



- [] Ranking at each section and finish
- :-:- No data available at this section
- NA No data available

Horse/Jockey Name	GILDED AGE
Finish Rank	5
Fastest Section Time (Section)	0:11.10 (L1400)
Top Speed [km/h] (Section)	66.3 (L1400)
Race State	Finished



Thomas Farms RC Murray Bridge SA - Professional

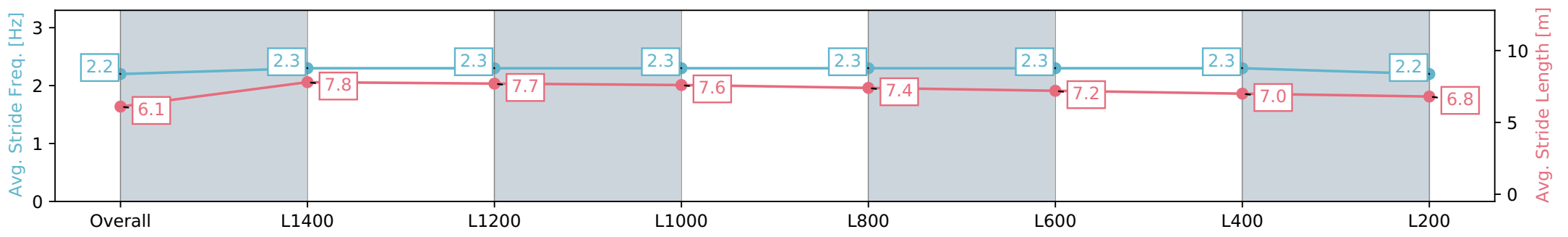
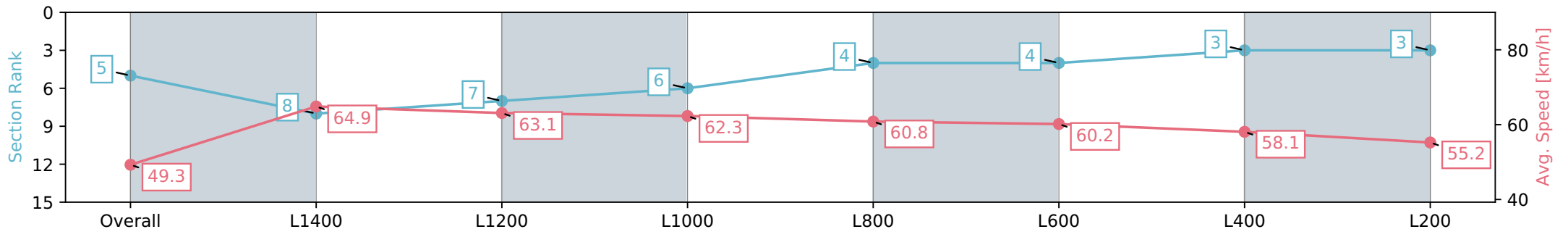
Race 3: Fred Vella Tyre & Crash Repair Maiden Plate - 1600m

20 March 2024 - 2:50PM

Track Rating: Soft 5, Weather: Fine, Rail Position: +3m



Section	Overall	L1400	L1200	L1000	L800	L600	L400	L200
Section Times	1:38.16 [5] (0:14.64)	1:23.52 [8] (0:11.10)	1:12.42 [7] (0:11.41)	1:01.01 [6] (0:11.61)	0:49.40 [4] (0:11.90)	0:37.50 [4] (0:12.07)	0:25.43 [3] (0:12.39)	0:13.04 [3] (0:13.04)
Average Speed [km/h]	49.3	64.9	63.1	62.3	60.8	60.2	58.1	55.2
Top Speed [km/h]	65.8	66.3	63.5	63.4	61.4	61.0	59.4	56.4
Avg. Dist. to Rail [m]	2.6	0.1	0.2	0.9	1.0	2.5	4.9	5.2
Avg. Stride Freq. [Hz]	2.2	2.3	2.3	2.3	2.3	2.3	2.3	2.2
Avg. Stride Length [m]	6.1	7.8	7.7	7.6	7.4	7.2	7.0	6.8



Report Created: Wed 20 March 2024 15:46:57 GMT+11 (Note: Timing is based on positional data)

- [] Ranking at each section and finish
- :-:- No data available at this section
- NA No data available



Horse/Jockey Name	OUR SWOOSH
Finish Rank	6
Fastest Section Time (Section)	0:11.20 (L1400)
Top Speed [km/h] (Section)	65.8 (L1400)
Race State	Finished



Thomas Farms RC Murray Bridge SA - Professional

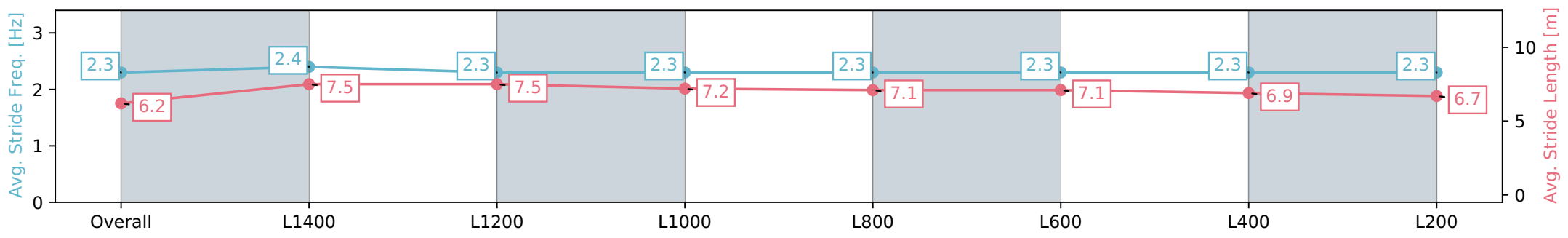
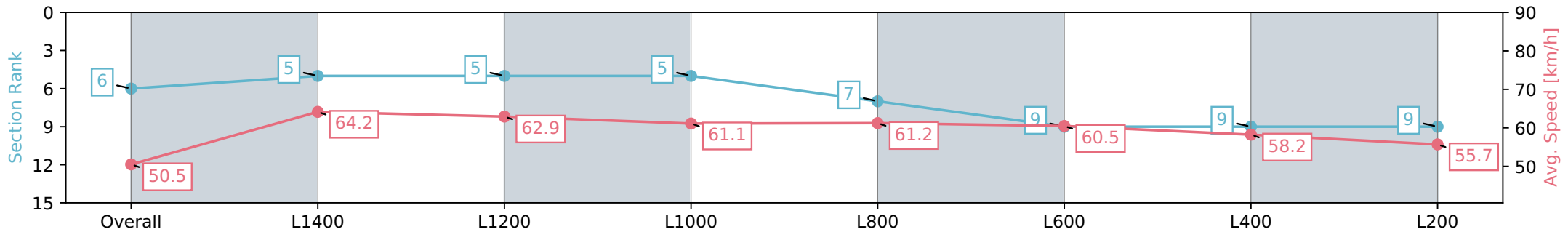
Race 3: Fred Vella Tyre & Crash Repair Maiden Plate - 1600m

20 March 2024 - 2:50PM

Track Rating: Soft 5, Weather: Fine, Rail Position: +3m



Section	Overall	L1400	L1200	L1000	L800	L600	L400	L200
Section Times	1:38.45 [6] (0:14.27)	1:24.18 [5] (0:11.20)	1:12.98 [5] (0:11.49)	1:01.49 [5] (0:12.04)	0:49.45 [7] (0:12.00)	0:37.45 [9] (0:12.15)	0:25.30 [9] (0:12.38)	0:12.92 [9] (0:12.92)
Average Speed [km/h]	50.5	64.2	62.9	61.1	61.2	60.5	58.2	55.7
Top Speed [km/h]	64.5	65.8	64.7	62.6	61.7	61.4	59.6	57.1
Avg. Dist. to Rail [m]	2.3	1.7	1.8	4.1	4.5	5.2	7.7	9.1
Avg. Stride Freq. [Hz]	2.3	2.4	2.3	2.3	2.3	2.3	2.3	2.3
Avg. Stride Length [m]	6.2	7.5	7.5	7.2	7.1	7.1	6.9	6.7



- [] Ranking at each section and finish
- :-:- No data available at this section
- NA No data available

Horse/Jockey Name	WHISKY SOUR
Finish Rank	7
Fastest Section Time (Section)	0:10.99 (L1400)
Top Speed [km/h] (Section)	66.4 (Overall)
Race State	Finished



Thomas Farms RC Murray Bridge SA - Professional

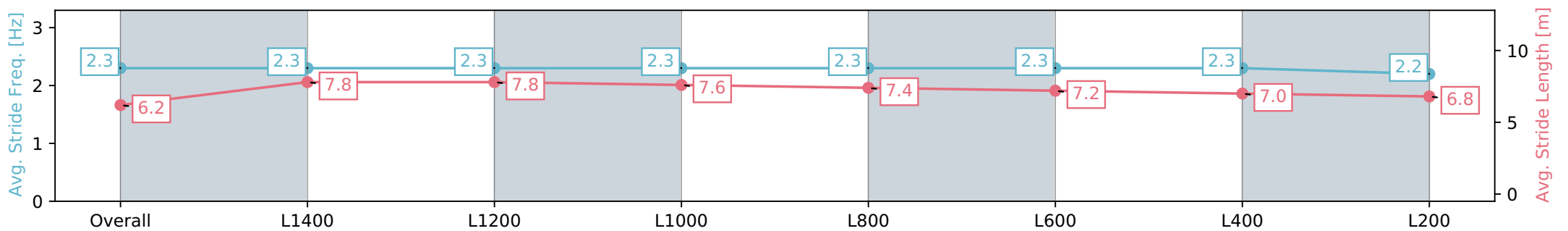
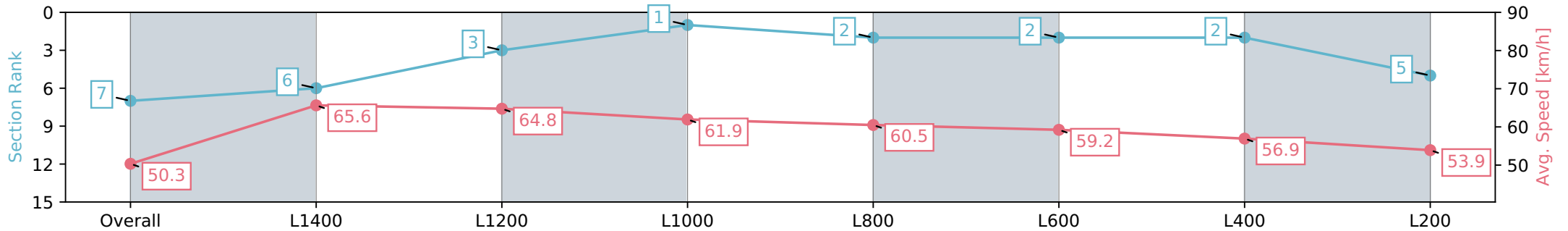
Race 3: Fred Vella Tyre & Crash Repair Maiden Plate - 1600m

20 March 2024 - 2:50PM

Track Rating: Soft 5, Weather: Fine, Rail Position: +3m



Section	Overall	L1400	L1200	L1000	L800	L600	L400	L200
Section Times	1:38.53 [7] (0:14.30)	1:24.23 [6] (0:10.99)	1:13.24 [3] (0:11.13)	1:02.11 [1] (0:11.75)	0:50.36 [2] (0:12.06)	0:38.30 [2] (0:12.32)	0:25.98 [2] (0:12.64)	0:13.34 [5] (0:13.34)
Average Speed [km/h]	50.3	65.6	64.8	61.9	60.5	59.2	56.9	53.9
Top Speed [km/h]	66.4	66.4	65.7	64.6	61.0	60.7	58.7	55.3
Avg. Dist. to Rail [m]	7.4	2.9	1.8	2.2	2.8	3.1	4.3	5.0
Avg. Stride Freq. [Hz]	2.3	2.3	2.3	2.3	2.3	2.3	2.3	2.2
Avg. Stride Length [m]	6.2	7.8	7.8	7.6	7.4	7.2	7.0	6.8



[] Ranking at each section and finish
 -:-:- No data available at this section
 NA No data available

Horse/Jockey Name	THE ARITHMETICIAN
Finish Rank	8
Fastest Section Time (Section)	0:11.18 (L1400)
Top Speed [km/h] (Section)	66.8 (L1200)
Race State	Finished



Thomas Farms RC Murray Bridge SA - Professional

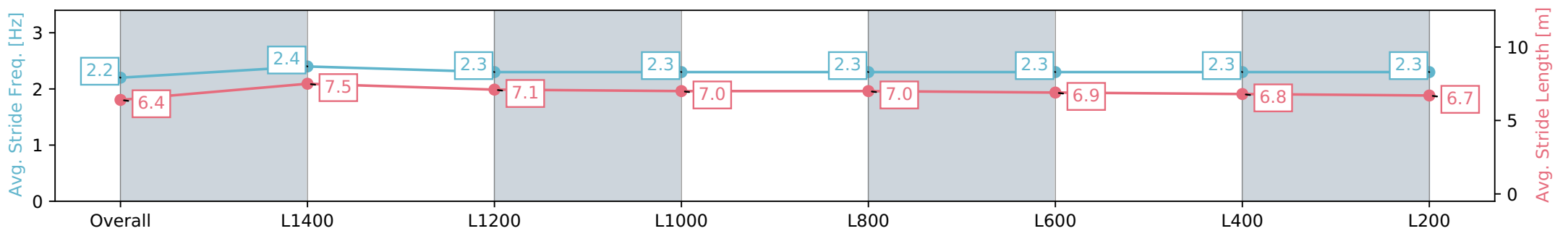
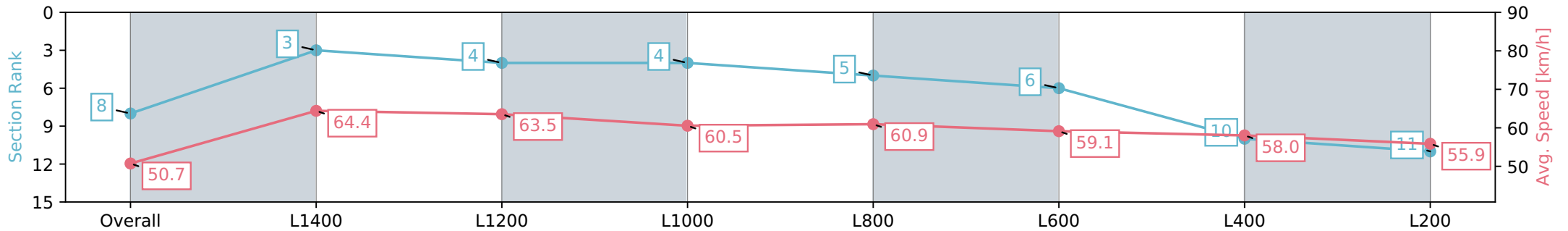
Race 3: Fred Vella Tyre & Crash Repair Maiden Plate - 1600m

20 March 2024 - 2:50PM

Track Rating: Soft 5, Weather: Fine, Rail Position: +3m



Section	Overall	L1400	L1200	L1000	L800	L600	L400	L200
Section Times	1:38.55 [8] (0:14.18)	1:24.37 [3] (0:11.18)	1:13.19 [4] (0:11.35)	1:01.84 [4] (0:12.12)	0:49.72 [5] (0:12.04)	0:37.68 [6] (0:12.36)	0:25.32 [10] (0:12.41)	0:12.91 [11] (0:12.91)
Average Speed [km/h]	50.7	64.4	63.5	60.5	60.9	59.1	58.0	55.9
Top Speed [km/h]	65.9	65.8	66.8	62.0	61.2	60.5	58.6	57.0
Avg. Dist. to Rail [m]	0.5	0.2	0.9	3.4	4.0	4.2	5.6	6.7
Avg. Stride Freq. [Hz]	2.2	2.4	2.3	2.3	2.3	2.3	2.3	2.3
Avg. Stride Length [m]	6.4	7.5	7.1	7.0	7.0	6.9	6.8	6.7



Report Created: Wed 20 March 2024 15:47:07 GMT+11 (Note: Timing is based on positional data)

- [] Ranking at each section and finish
- :-:- No data available at this section
- NA No data available



Horse/Jockey Name	FREE FALLIN'
Finish Rank	9
Fastest Section Time (Section)	0:11.28 (L1400)
Top Speed [km/h] (Section)	65.3 (L1400)
Race State	Finished



Thomas Farms RC Murray Bridge SA - Professional

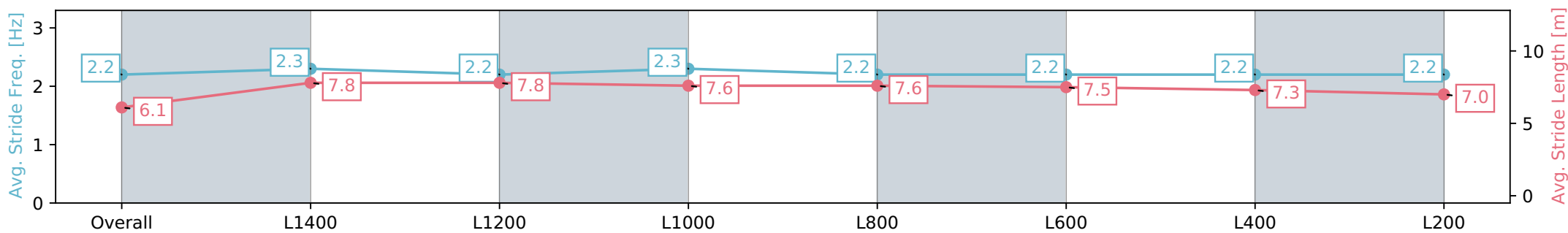
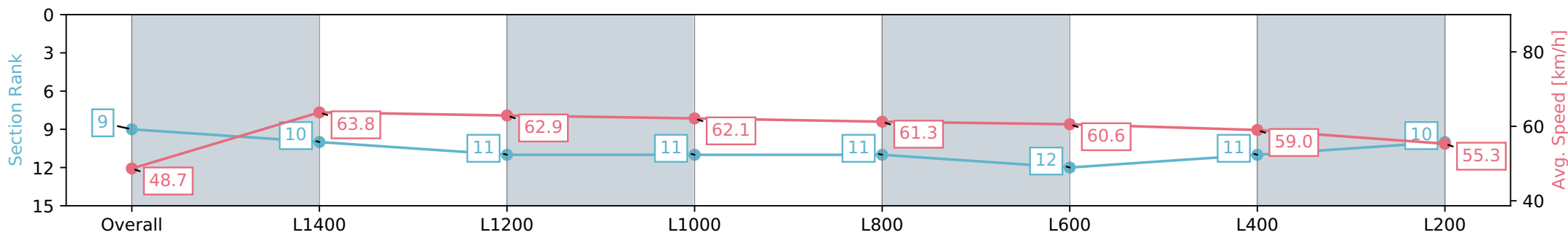
Race 3: Fred Vella Tyre & Crash Repair Maiden Plate - 1600m

20 March 2024 - 2:50PM

Track Rating: Soft 5, Weather: Fine, Rail Position: +3m



Section	Overall	L1400	L1200	L1000	L800	L600	L400	L200
Section Times	1:38.56 [9] (0:14.82)	1:23.74 [10] (0:11.28)	1:12.46 [11] (0:11.46)	1:01.00 [11] (0:11.76)	0:49.24 [11] (0:11.92)	0:37.32 [12] (0:12.11)	0:25.21 [11] (0:12.21)	0:13.00 [10] (0:13.00)
Average Speed [km/h]	48.7	63.8	62.9	62.1	61.3	60.6	59.0	55.3
Top Speed [km/h]	64.8	65.3	63.5	62.9	62.0	62.5	60.1	57.9
Avg. Dist. to Rail [m]	5.7	2.3	2.3	2.7	2.9	4.8	10.1	12.0
Avg. Stride Freq. [Hz]	2.2	2.3	2.2	2.3	2.2	2.2	2.2	2.2
Avg. Stride Length [m]	6.1	7.8	7.8	7.6	7.6	7.5	7.3	7.0



- [] Ranking at each section and finish
- :-:- No data available at this section
- NA No data available

Horse/Jockey Name	HOOD RAT
Finish Rank	10
Fastest Section Time (Section)	0:11.42 (L1400)
Top Speed [km/h] (Section)	65.3 (L1400)
Race State	Finished



Thomas Farms RC Murray Bridge SA - Professional

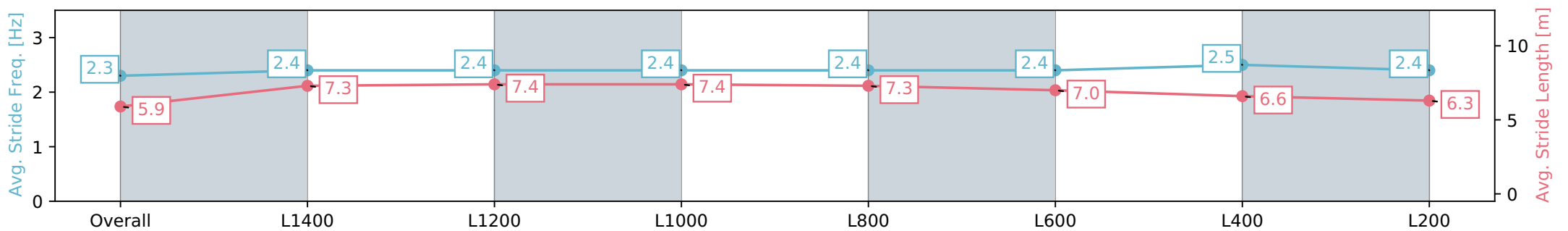
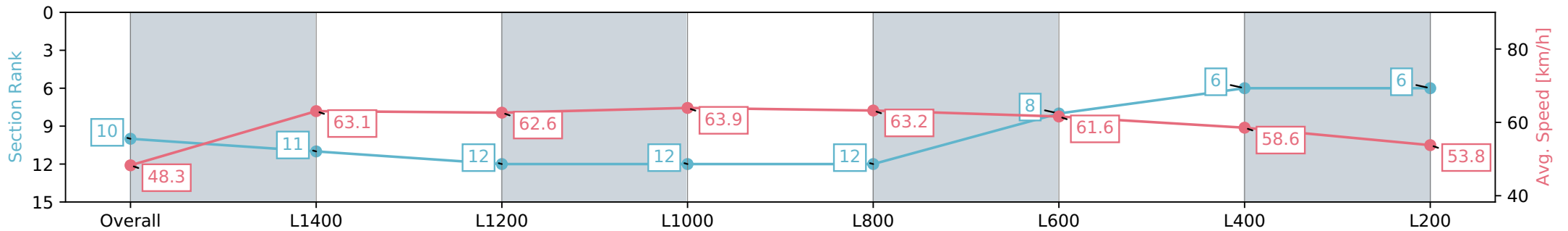
Race 3: Fred Vella Tyre & Crash Repair Maiden Plate - 1600m

20 March 2024 - 2:50PM

Track Rating: Soft 5, Weather: Fine, Rail Position: +3m



Section	Overall	L1400	L1200	L1000	L800	L600	L400	L200
Section Times	1:38.65 [10] (0:14.95)	1:23.70 [11] (0:11.42)	1:12.28 [12] (0:11.51)	1:00.77 [12] (0:11.47)	0:49.30 [12] (0:11.64)	0:37.66 [8] (0:11.96)	0:25.70 [6] (0:12.28)	0:13.41 [6] (0:13.41)
Average Speed [km/h]	48.3	63.1	62.6	63.9	63.2	61.6	58.6	53.8
Top Speed [km/h]	65.2	65.3	63.8	64.8	63.8	62.8	61.7	56.4
Avg. Dist. to Rail [m]	9.2	2.5	1.8	3.4	4.3	5.9	8.8	10.1
Avg. Stride Freq. [Hz]	2.3	2.4	2.4	2.4	2.4	2.4	2.5	2.4
Avg. Stride Length [m]	5.9	7.3	7.4	7.4	7.3	7.0	6.6	6.3



- [] Ranking at each section and finish
- :-:- No data available at this section
- NA No data available

Horse/Jockey Name	HUGOWEGO
Finish Rank	11
Fastest Section Time (Section)	0:11.05 (L1400)
Top Speed [km/h] (Section)	66.6 (Overall)
Race State	Finished



Thomas Farms RC Murray Bridge SA - Professional

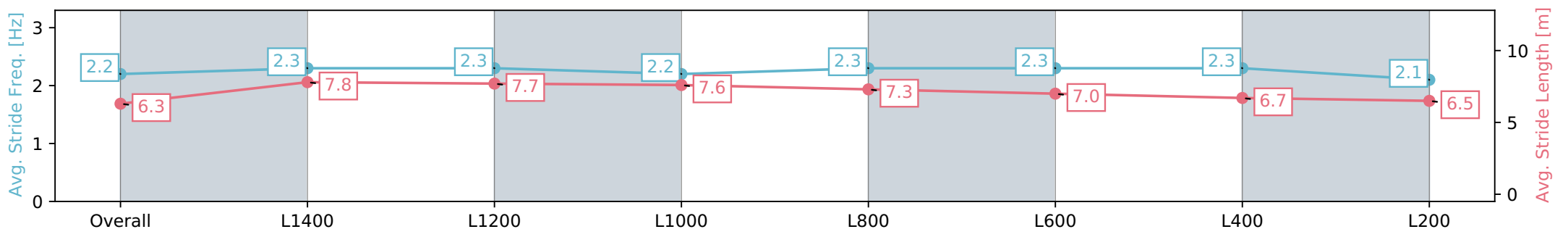
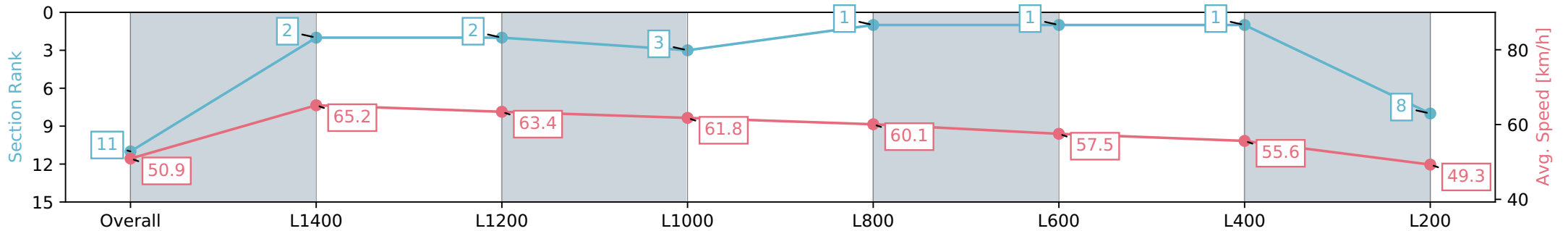
Race 3: Fred Vella Tyre & Crash Repair Maiden Plate - 1600m

20 March 2024 - 2:50PM

Track Rating: Soft 5, Weather: Fine, Rail Position: +3m



Section	Overall	L1400	L1200	L1000	L800	L600	L400	L200
Section Times	1:40.07 [11] (0:14.14)	1:25.93 [2] (0:11.05)	1:14.88 [2] (0:11.35)	1:03.53 [3] (0:11.55)	0:51.98 [1] (0:11.90)	0:40.08 [1] (0:12.51)	0:27.57 [1] (0:12.96)	0:14.61 [8] (0:14.61)
Average Speed [km/h]	50.9	65.2	63.4	61.8	60.1	57.5	55.6	49.3
Top Speed [km/h]	66.6	66.6	64.4	63.6	61.6	58.9	57.9	52.2
Avg. Dist. to Rail [m]	2.2	0.5	0.5	1.6	1.4	1.1	1.8	2.9
Avg. Stride Freq. [Hz]	2.2	2.3	2.3	2.2	2.3	2.3	2.3	2.1
Avg. Stride Length [m]	6.3	7.8	7.7	7.6	7.3	7.0	6.7	6.5



- [] Ranking at each section and finish
- :-:- No data available at this section
- NA No data available

Horse/Jockey Name	URBAN BOY
Finish Rank	12
Fastest Section Time (Section)	0:10.94 (L1400)
Top Speed [km/h] (Section)	67.2 (Overall)
Race State	Finished



Thomas Farms RC Murray Bridge SA - Professional

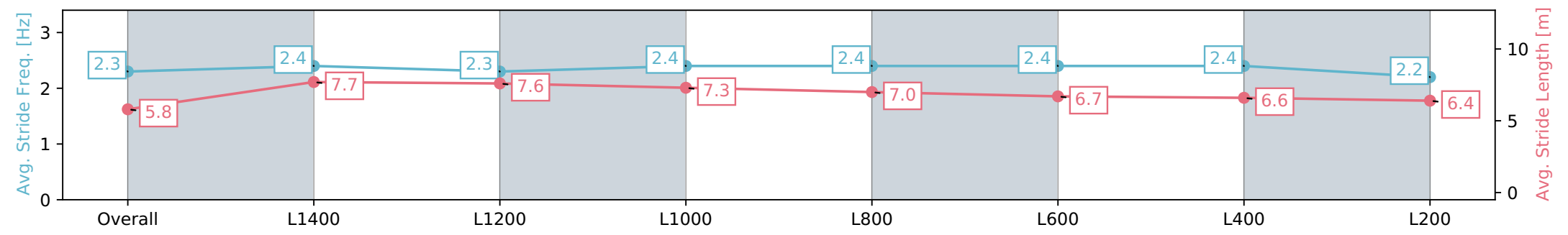
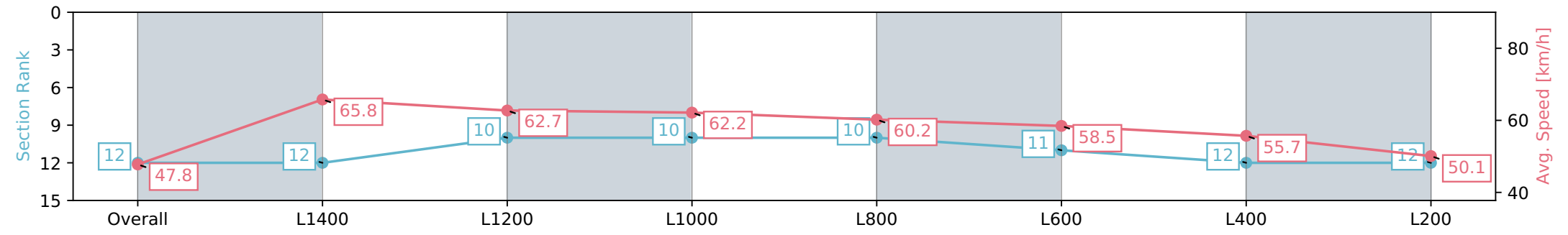
Race 3: Fred Vella Tyre & Crash Repair Maiden Plate - 1600m

20 March 2024 - 2:50PM

Track Rating: Soft 5, Weather: Fine, Rail Position: +3m



Section	Overall	L1400	L1200	L1000	L800	L600	L400	L200
Section Times	1:40.96 [12] (0:15.08)	1:25.88 [12] (0:10.94)	1:14.94 [10] (0:11.50)	1:03.44 [10] (0:11.65)	0:51.79 [10] (0:12.04)	0:39.75 [11] (0:12.43)	0:27.32 [12] (0:12.93)	0:14.39 [12] (0:14.39)
Average Speed [km/h]	47.8	65.8	62.7	62.2	60.2	58.5	55.7	50.1
Top Speed [km/h]	67.2	67.2	63.8	63.0	61.3	59.7	57.8	53.7
Avg. Dist. to Rail [m]	3.2	0.5	0.2	1.2	1.6	2.2	3.7	6.5
Avg. Stride Freq. [Hz]	2.3	2.4	2.3	2.4	2.4	2.4	2.4	2.2
Avg. Stride Length [m]	5.8	7.7	7.6	7.3	7.0	6.7	6.6	6.4



- [] Ranking at each section and finish
- :-:- No data available at this section
- NA No data available