



RACINGSA

# Thomas Farms RC Murray Bridge SA

## Race 2: Thomas Farms Three-Year-Old Maiden Plate - 1000m

20 March 2024 - 2:16PM



Track Rating: Soft 5, Weather: Fine, Rail Position: +3m

Section												Overall	L800	L600	L400	L200		
Field Times												0:59.30 (0:13.69)	0:45.61 (0:10.77)	0:34.83 (0:11.08)	0:23.75 (0:11.66)	0:12.09 (0:12.09)		
Position	#	Horse/Jockey	Barrier	Top Speed [km/h]	Fastest Section	First 400m									Margin	Distance Travelled From Winner [m]		
1	14	TOI ET MOI Kayla Crowther	14	68.1 800-600	0:10.87 800-600	0:25.22	0:59.30 (0:14.35)	0:44.95 [8] (0:10.87)	0:34.08 [8] (0:10.96)	0:23.12 [7] (0:11.18)	0:11.94 [4] (0:11.94)		0:59.30					
2	13	SPIRIT OF CAMELOT Jessica Eaton	13	70.1 1000-800	0:10.83 800-600	0:24.83	0:59.48 (0:14.00)	0:45.48 [5] (0:10.83)	0:34.65 [4] (0:11.15)	0:23.50 [4] (0:11.24)	0:12.26 [2] (0:12.26)		1.1L	+0				
3	9	KOYU BEACH Jade Doyle	9	68.8 800-600	0:10.86 800-600	0:25.01	0:59.55 (0:14.15)	0:45.40 [7] (0:10.86)	0:34.54 [7] (0:11.11)	0:23.43 [6] (0:11.36)	0:12.07 [6] (0:12.07)		1.6L	+2				
4	5	I TELL YA WHAT Todd Pannell	5	68.3 800-600	0:10.91 800-600	0:25.26	0:59.63 (0:14.35)	0:45.28 [8] (0:10.91)	0:34.37 [9] (0:11.13)	0:23.24 [9] (0:11.35)	0:11.89 [8] (0:11.89)		2.1L	+3				
5	4	HOT OFF Tala Hutchinson	4	67.9 800-600	0:10.85 800-600	0:24.66	0:59.75 (0:13.81)	0:45.94 [3] (0:10.85)	0:35.09 [2] (0:11.17)	0:23.92 [3] (0:11.40)	0:12.52 [3] (0:12.52)		2.8L	+4				
6	2	HENNESSEY VENOM Alana Livesey	2	67.7 800-600	0:10.94 800-600	0:24.66	0:59.85 (0:13.72)	0:46.13 [2] (0:10.94)	0:35.19 [3] (0:11.17)	0:24.02 [2] (0:11.54)	0:12.48 [5] (0:12.48)		3.5L	+1				
7	1	GOLD SPY Ben Price	1	67.6 600-400	0:11.01 600-400	0:25.46	0:59.86 (0:14.41)	0:45.45 [10] (0:11.05)	0:34.40 [10] (0:11.01)	0:23.39 [10] (0:11.28)	0:12.11 [9] (0:12.11)		3.5L	-1				
8	10	LITTLE RICH LADY Britney Wong	10	69.8 800-600	0:10.77 800-600	0:24.46	0:59.95 (0:13.69)	0:46.26 [1] (0:10.77)	0:35.49 [1] (0:11.09)	0:24.40 [1] (0:11.66)	0:12.74 [1] (0:12.74)		4.1L	+2				
9	8	HUNGRY GUEST Sairyn Fawke	8	68.4 800-600	0:10.85 800-600	0:24.84	1:00.10 (0:13.99)	0:46.11 [4] (0:10.85)	0:35.26 [5] (0:11.25)	0:24.01 [5] (0:11.62)	0:12.39 [7] (0:12.39)		5.0L	+0				
10	6	MONTCELOT Jason Holder	6	69.1 800-600	0:10.89 800-600	0:25.01	1:00.25 (0:14.12)	0:46.13 [6] (0:10.89)	0:35.24 [6] (0:11.27)	0:23.97 [8] (0:11.78)	0:12.19 [10] (0:12.19)		6.0L	+2				

Scratched: High On Sugar (#3), Ok Gerry (#12)

Report Created: Wed 20 March 2024 15:04:37 GMT+11 (Note: Timing is based on positional data)

- [ ] Position in running at each section and finish
- # Saddle cloth number
- :-:- No data available at this section
- Background shading for fastest section
- NA No data available



RACINGSA

Thomas Farms RC Murray Bridge SA
Race 2: Thomas Farms Three-Year-Old Maiden Plate - 1000m
20 March 2024 - 2:16PM



Track Rating: Soft 5, Weather: Fine, Rail Position: +3m

Table with 5 columns: Section, Field Times, Overall, L800, L600, L400, L200. Values include 0:59.30, 0:45.61, 0:34.83, 0:23.75, 0:12.09 and their respective in-run times in parentheses.

Main race results table with columns: Position, #, Horse/Jockey, Barrier, Top Speed [km/h], Fastest Section, First 400m, Overall, L800, L600, L400, L200, Margin, Distance Travelled From Winner [m]. Includes entries for MUMMA GAS and CHERRY STEM.

Scratched: High On Sugar (#3), Ok Gerry (#12)

- Legend for symbols: [ ] Position in running at each section and finish, # Saddle cloth number, -:-:- No data available at this section, Background shading for fastest section, NA No data available

Horse/Jockey Name	TOI ET MOI
Finish Rank	1
Fastest Section Time (Section)	0:10.87 (L800)
Top Speed [km/h] (Section)	68.1 (L800)
Race State	Finished



Thomas Farms RC Murray Bridge SA - Professional

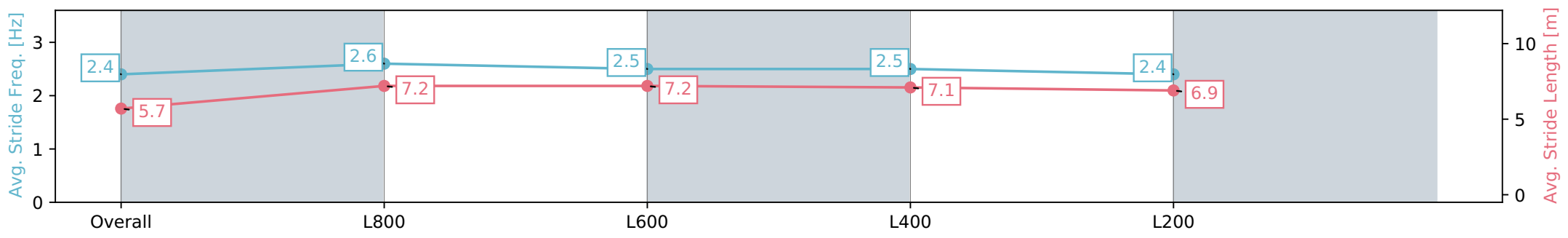
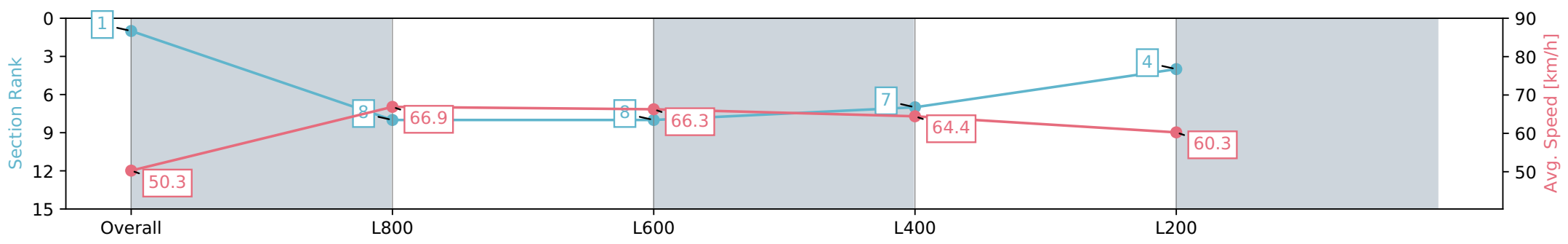
Race 2: Thomas Farms Three-Year-Old Maiden Plate - 1000m

20 March 2024 - 2:16PM

Track Rating: Soft 5, Weather: Fine, Rail Position: +3m



Section	Overall	L1000	L800	L600	L400
Section Times	0:59.30 [1] (0:14.35)	0:44.95 [8] (0:10.87)	0:34.08 [8] (0:10.96)	0:23.12 [7] (0:11.18)	0:11.94 [4] (0:11.94)
Average Speed [km/h]	50.3	66.9	66.3	64.4	60.3
Top Speed [km/h]	65.8	68.1	67.3	65.6	62.5
Avg. Dist. to Rail [m]	4.0	4.1	2.6	6.1	7.7
Avg. Stride Freq. [Hz]	2.4	2.6	2.5	2.5	2.4
Avg. Stride Length [m]	5.7	7.2	7.2	7.1	6.9



- [ ] Ranking at each section and finish
- :-:- No data available at this section
- NA No data available

Horse/Jockey Name	SPIRIT OF CAMELOT
Finish Rank	2
Fastest Section Time (Section)	0:10.83 (L800)
Top Speed [km/h] (Section)	70.1 (Overall)
Race State	Finished



Thomas Farms RC Murray Bridge SA - Professional

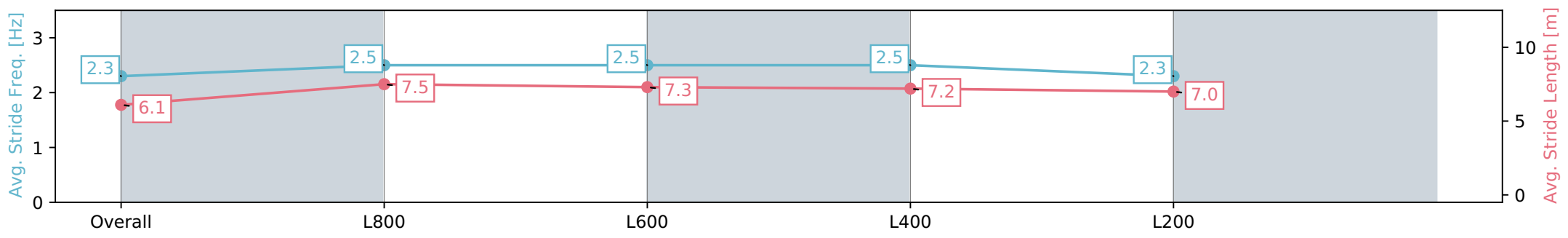
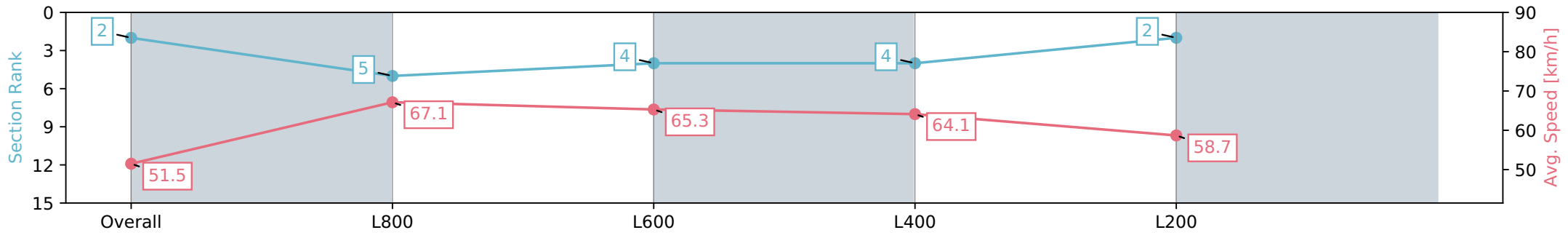
Race 2: Thomas Farms Three-Year-Old Maiden Plate - 1000m

20 March 2024 - 2:16PM

Track Rating: Soft 5, Weather: Fine, Rail Position: +3m



Section	Overall	L1000	L800	L600	L400
Section Times	0:59.48 [2] (0:14.00)	0:45.48 [5] (0:10.83)	0:34.65 [4] (0:11.15)	0:23.50 [4] (0:11.24)	0:12.26 [2] (0:12.26)
Average Speed [km/h]	51.5	67.1	65.3	64.1	58.7
Top Speed [km/h]	70.1	69.8	67.8	65.6	61.3
Avg. Dist. to Rail [m]	0.7	3.6	2.9	5.4	4.4
Avg. Stride Freq. [Hz]	2.3	2.5	2.5	2.5	2.3
Avg. Stride Length [m]	6.1	7.5	7.3	7.2	7.0



- [ ] Ranking at each section and finish
- :-:- No data available at this section
- NA No data available

Horse/Jockey Name	KOYU BEACH
Finish Rank	3
Fastest Section Time (Section)	0:10.86 (L800)
Top Speed [km/h] (Section)	68.8 (L800)
Race State	Finished



Thomas Farms RC Murray Bridge SA - Professional

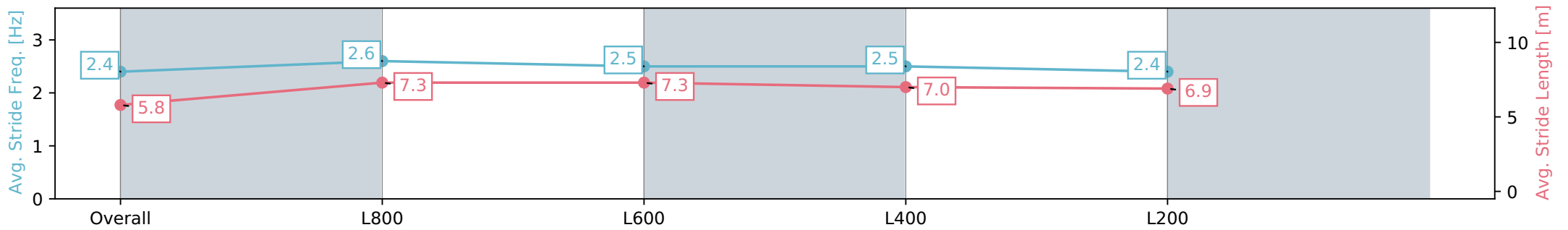
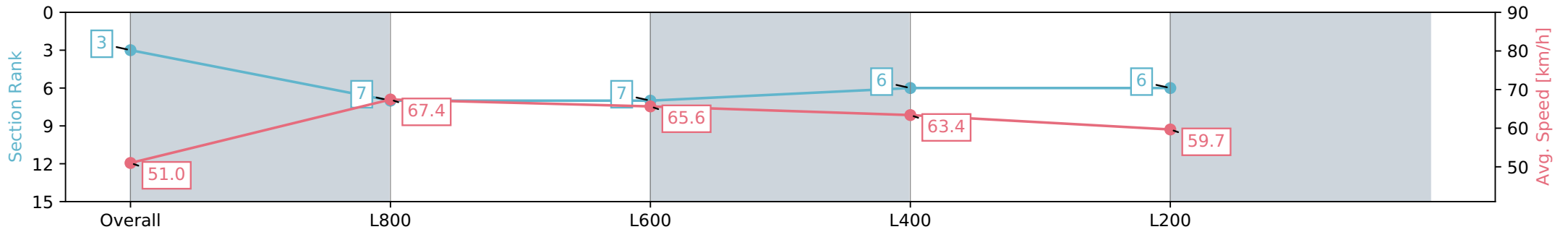
Race 2: Thomas Farms Three-Year-Old Maiden Plate - 1000m

20 March 2024 - 2:16PM

Track Rating: Soft 5, Weather: Fine, Rail Position: +3m



Section	Overall	L1000	L800	L600	L400
Section Times	0:59.55 [3] (0:14.15)	0:45.40 [7] (0:10.86)	0:34.54 [7] (0:11.11)	0:23.43 [6] (0:11.36)	0:12.07 [6] (0:12.07)
Average Speed [km/h]	51.0	67.4	65.6	63.4	59.7
Top Speed [km/h]	68.3	68.8	66.7	65.0	61.2
Avg. Dist. to Rail [m]	6.7	5.6	3.2	6.4	6.3
Avg. Stride Freq. [Hz]	2.4	2.6	2.5	2.5	2.4
Avg. Stride Length [m]	5.8	7.3	7.3	7.0	6.9



- [ ] Ranking at each section and finish
- :-:- No data available at this section
- NA No data available

Horse/Jockey Name	I TELL YA WHAT
Finish Rank	4
Fastest Section Time (Section)	0:10.91 (L800)
Top Speed [km/h] (Section)	68.3 (L800)
Race State	Finished



Thomas Farms RC Murray Bridge SA - Professional

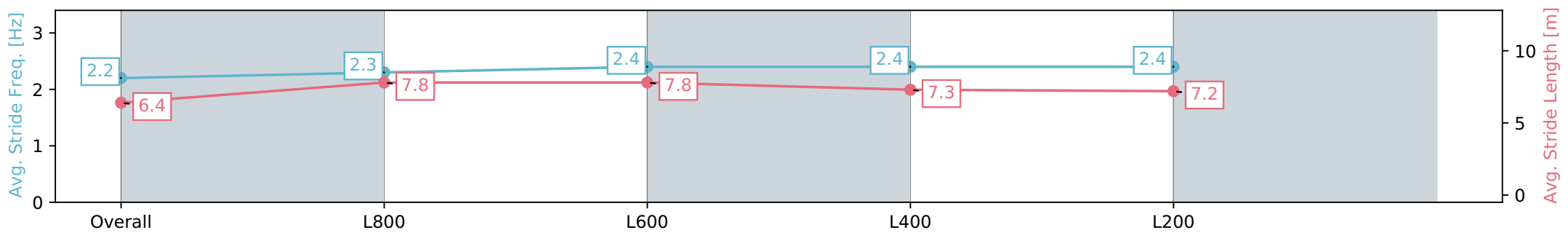
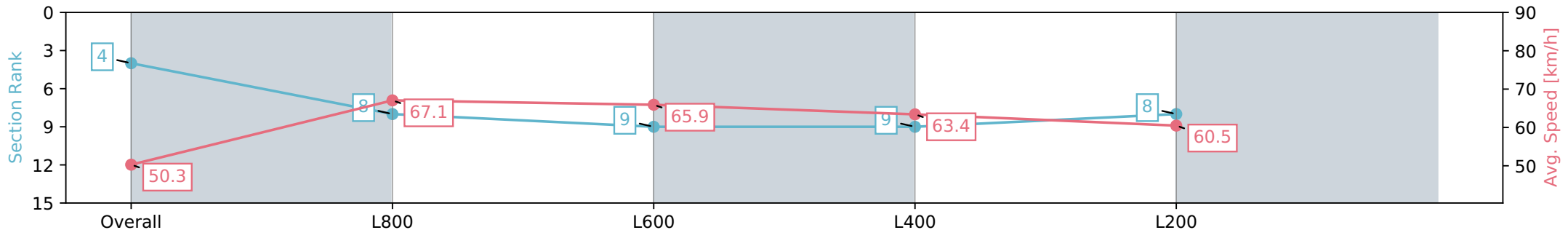
Race 2: Thomas Farms Three-Year-Old Maiden Plate - 1000m

20 March 2024 - 2:16PM

Track Rating: Soft 5, Weather: Fine, Rail Position: +3m



Section	Overall	L1000	L800	L600	L400
Section Times	0:59.63 [4] (0:14.35)	0:45.28 [8] (0:10.91)	0:34.37 [9] (0:11.13)	0:23.24 [9] (0:11.35)	0:11.89 [8] (0:11.89)
Average Speed [km/h]	50.3	67.1	65.9	63.4	60.5
Top Speed [km/h]	66.6	68.3	66.6	65.2	61.7
Avg. Dist. to Rail [m]	8.0	5.3	4.8	8.8	9.2
Avg. Stride Freq. [Hz]	2.2	2.3	2.4	2.4	2.4
Avg. Stride Length [m]	6.4	7.8	7.8	7.3	7.2



- [ ] Ranking at each section and finish
- :-:- No data available at this section
- NA No data available

Horse/Jockey Name	HOT OFF
Finish Rank	5
Fastest Section Time (Section)	0:10.85 (L800)
Top Speed [km/h] (Section)	67.9 (L800)
Race State	Finished



Thomas Farms RC Murray Bridge SA - Professional

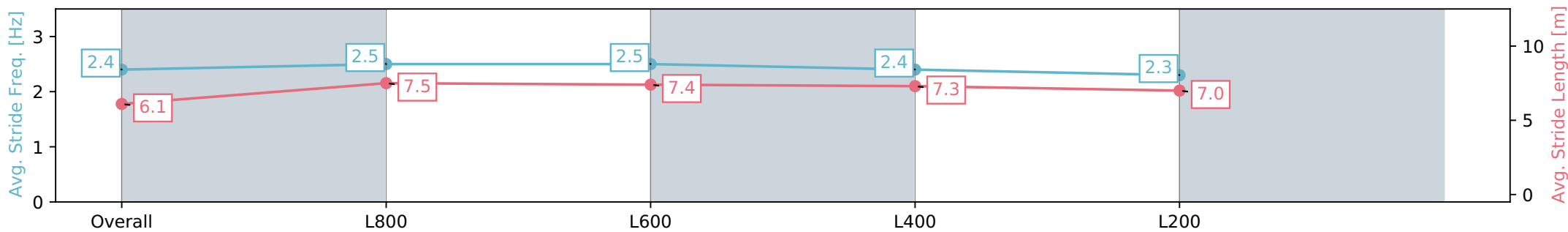
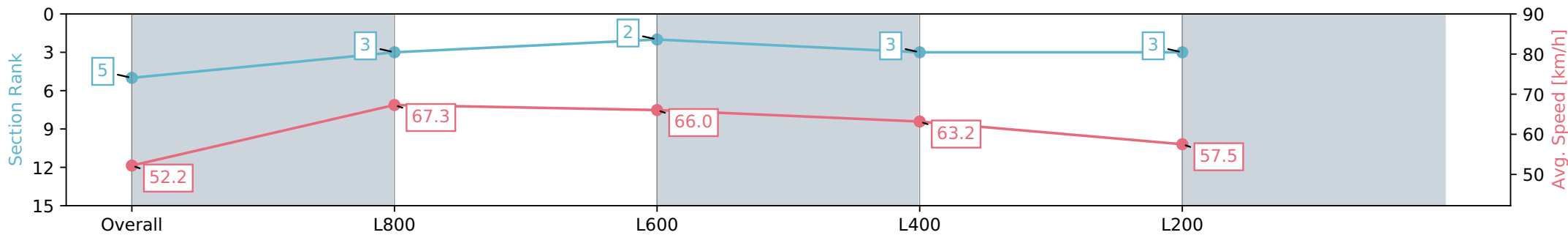
Race 2: Thomas Farms Three-Year-Old Maiden Plate - 1000m

20 March 2024 - 2:16PM

Track Rating: Soft 5, Weather: Fine, Rail Position: +3m



Section	Overall	L1000	L800	L600	L400
Section Times	0:59.75 [5] (0:13.81)	0:45.94 [3] (0:10.85)	0:35.09 [2] (0:11.17)	0:23.92 [3] (0:11.40)	0:12.52 [3] (0:12.52)
Average Speed [km/h]	52.2	67.3	66.0	63.2	57.5
Top Speed [km/h]	67.8	67.9	67.7	66.0	61.0
Avg. Dist. to Rail [m]	2.2	4.5	6.2	7.5	6.2
Avg. Stride Freq. [Hz]	2.4	2.5	2.5	2.4	2.3
Avg. Stride Length [m]	6.1	7.5	7.4	7.3	7.0



- [ ] Ranking at each section and finish
- :-:- No data available at this section
- NA No data available

Horse/Jockey Name	HENNESSEY VENOM
Finish Rank	6
Fastest Section Time (Section)	0:10.94 (L800)
Top Speed [km/h] (Section)	67.7 (L800)
Race State	Finished



Thomas Farms RC Murray Bridge SA - Professional

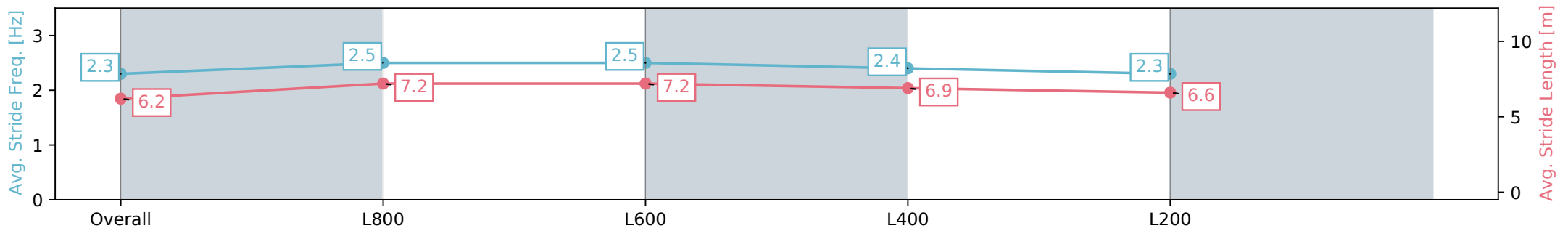
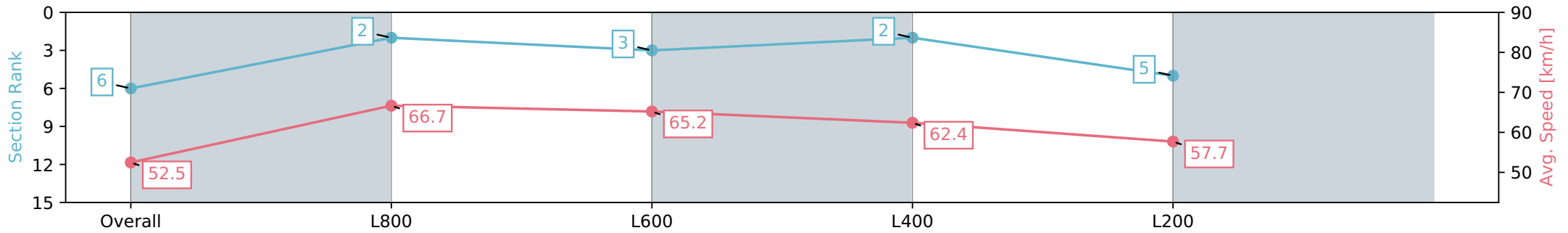
Race 2: Thomas Farms Three-Year-Old Maiden Plate - 1000m

20 March 2024 - 2:16PM

Track Rating: Soft 5, Weather: Fine, Rail Position: +3m



Section	Overall	L1000	L800	L600	L400
Section Times	0:59.85 [6] (0:13.72)	0:46.13 [2] (0:10.94)	0:35.19 [3] (0:11.17)	0:24.02 [2] (0:11.54)	0:12.48 [5] (0:12.48)
Average Speed [km/h]	52.5	66.7	65.2	62.4	57.7
Top Speed [km/h]	67.4	67.7	66.3	64.4	59.8
Avg. Dist. to Rail [m]	0.6	3.3	3.0	3.7	4.1
Avg. Stride Freq. [Hz]	2.3	2.5	2.5	2.4	2.3
Avg. Stride Length [m]	6.2	7.2	7.2	6.9	6.6



- [ ] Ranking at each section and finish
- :-:- No data available at this section
- NA No data available



Horse/Jockey Name	GOLD SPY
Finish Rank	7
Fastest Section Time (Section)	0:11.01 (L600)
Top Speed [km/h] (Section)	67.6 (L600)
Race State	Finished



Thomas Farms RC Murray Bridge SA - Professional

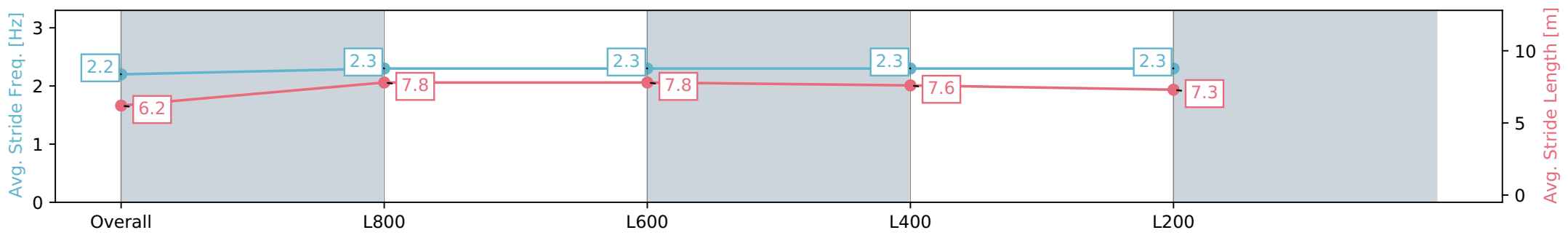
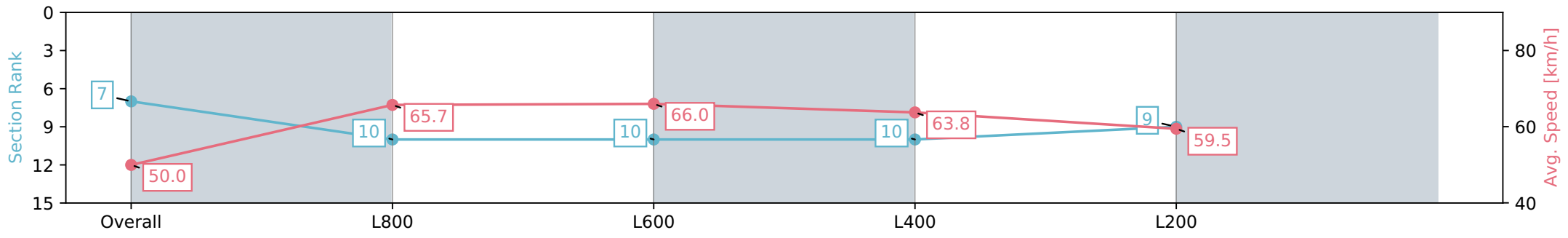
Race 2: Thomas Farms Three-Year-Old Maiden Plate - 1000m

20 March 2024 - 2:16PM

Track Rating: Soft 5, Weather: Fine, Rail Position: +3m



Section	Overall	L1000	L800	L600	L400
Section Times	0:59.86 [7] (0:14.41)	0:45.45 [10] (0:11.05)	0:34.40 [10] (0:11.01)	0:23.39 [10] (0:11.28)	0:12.11 [9] (0:12.11)
Average Speed [km/h]	50.0	65.7	66.0	63.8	59.5
Top Speed [km/h]	66.4	67.4	67.6	65.9	62.1
Avg. Dist. to Rail [m]	1.3	2.9	1.8	3.9	6.5
Avg. Stride Freq. [Hz]	2.2	2.3	2.3	2.3	2.3
Avg. Stride Length [m]	6.2	7.8	7.8	7.6	7.3



- [ ] Ranking at each section and finish
- :-:- No data available at this section
- NA No data available

Horse/Jockey Name	LITTLE RICH LADY
Finish Rank	8
Fastest Section Time (Section)	0:10.77 (L800)
Top Speed [km/h] (Section)	69.8 (L800)
Race State	Finished



Thomas Farms RC Murray Bridge SA - Professional

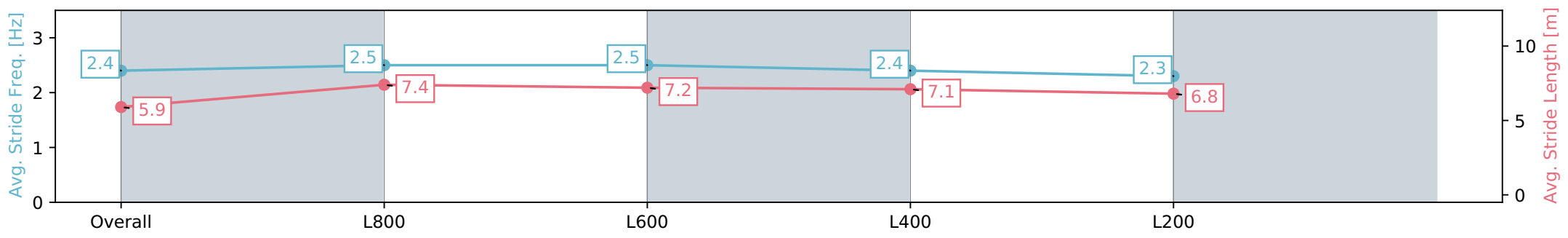
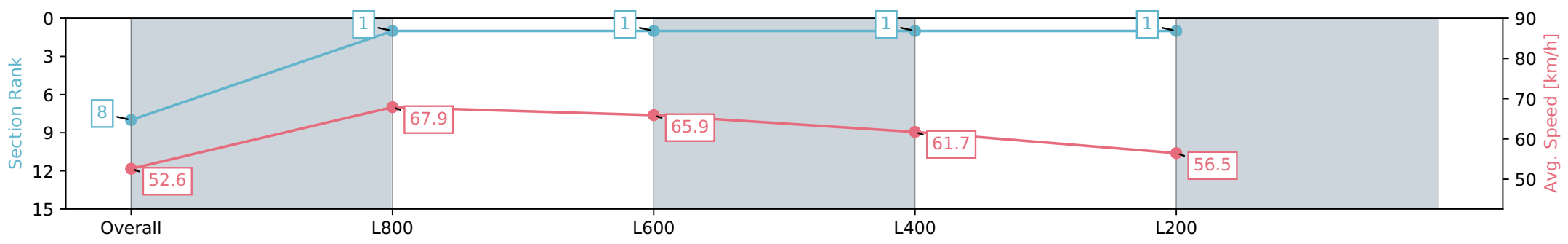
Race 2: Thomas Farms Three-Year-Old Maiden Plate - 1000m

20 March 2024 - 2:16PM

Track Rating: Soft 5, Weather: Fine, Rail Position: +3m



Section	Overall	L1000	L800	L600	L400
Section Times	0:59.95 [8] (0:13.69)	0:46.26 [1] (0:10.77)	0:35.49 [1] (0:11.09)	0:24.40 [1] (0:11.66)	0:12.74 [1] (0:12.74)
Average Speed [km/h]	52.6	67.9	65.9	61.7	56.5
Top Speed [km/h]	67.6	69.8	66.5	64.5	59.0
Avg. Dist. to Rail [m]	0.8	4.6	3.7	4.3	3.4
Avg. Stride Freq. [Hz]	2.4	2.5	2.5	2.4	2.3
Avg. Stride Length [m]	5.9	7.4	7.2	7.1	6.8



- [ ] Ranking at each section and finish
- :-:- No data available at this section
- NA No data available

Horse/Jockey Name	HUNGRY GUEST
Finish Rank	9
Fastest Section Time (Section)	0:10.85 (L800)
Top Speed [km/h] (Section)	68.4 (L800)
Race State	Finished



Thomas Farms RC Murray Bridge SA - Professional

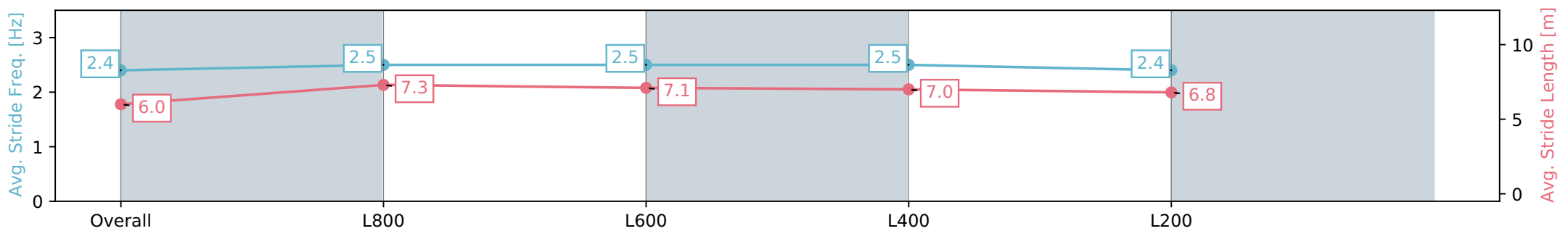
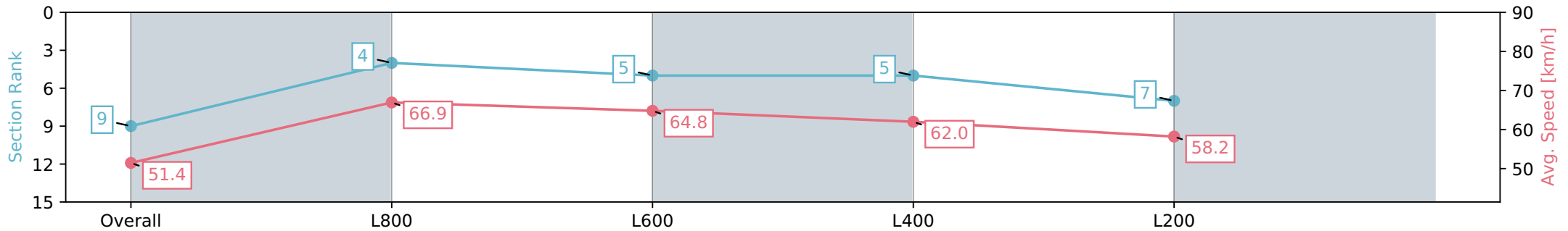
Race 2: Thomas Farms Three-Year-Old Maiden Plate - 1000m

20 March 2024 - 2:16PM

Track Rating: Soft 5, Weather: Fine, Rail Position: +3m



Section	Overall	L1000	L800	L600	L400
Section Times	1:00.10 [9] (0:13.99)	0:46.11 [4] (0:10.85)	0:35.26 [5] (0:11.25)	0:24.01 [5] (0:11.62)	0:12.39 [7] (0:12.39)
Average Speed [km/h]	51.4	66.9	64.8	62.0	58.2
Top Speed [km/h]	67.9	68.4	66.3	63.6	60.4
Avg. Dist. to Rail [m]	1.9	2.3	3.5	7.1	9.0
Avg. Stride Freq. [Hz]	2.4	2.5	2.5	2.5	2.4
Avg. Stride Length [m]	6.0	7.3	7.1	7.0	6.8



[ ] Ranking at each section and finish  
 -:-:- No data available at this section  
 NA No data available

Horse/Jockey Name	MONTCELOT
Finish Rank	10
Fastest Section Time (Section)	0:10.89 (L800)
Top Speed [km/h] (Section)	69.1 (L800)
Race State	Finished



Thomas Farms RC Murray Bridge SA - Professional

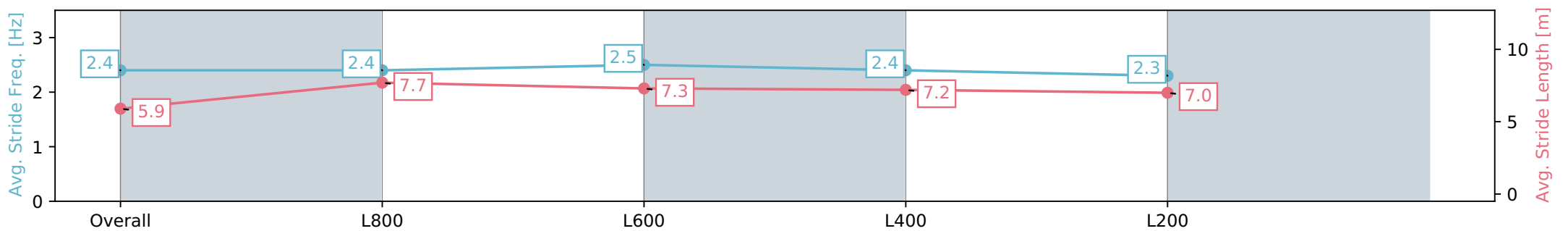
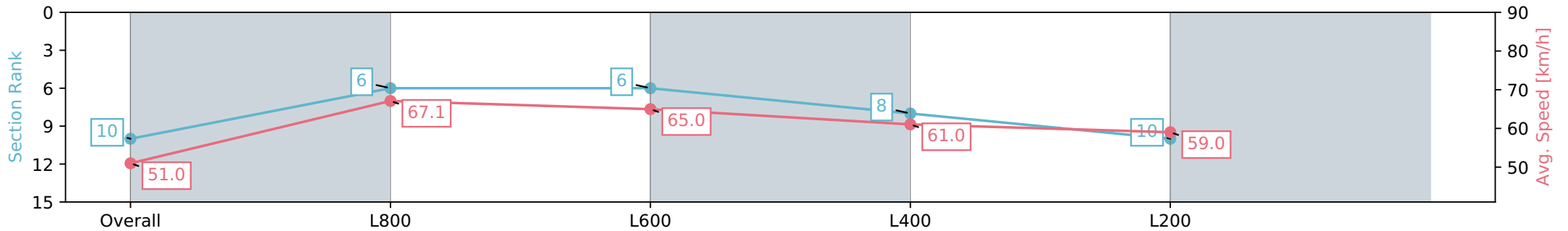
Race 2: Thomas Farms Three-Year-Old Maiden Plate - 1000m

20 March 2024 - 2:16PM

Track Rating: Soft 5, Weather: Fine, Rail Position: +3m



Section	Overall	L1000	L800	L600	L400
Section Times	1:00.25 [10] (0:14.12)	0:46.13 [6] (0:10.89)	0:35.24 [6] (0:11.27)	0:23.97 [8] (0:11.78)	0:12.19 [10] (0:12.19)
Average Speed [km/h]	51.0	67.1	65.0	61.0	59.0
Top Speed [km/h]	69.0	69.1	66.2	63.2	60.5
Avg. Dist. to Rail [m]	2.8	4.5	3.9	5.9	6.0
Avg. Stride Freq. [Hz]	2.4	2.4	2.5	2.4	2.3
Avg. Stride Length [m]	5.9	7.7	7.3	7.2	7.0



- [ ] Ranking at each section and finish
- :-:- No data available at this section
- NA No data available

Horse/Jockey Name	MUMMA GAS
Finish Rank	11
Fastest Section Time (Section)	0:11.18 (L800)
Top Speed [km/h] (Section)	66.8 (L600)
Race State	Finished



Thomas Farms RC Murray Bridge SA - Professional

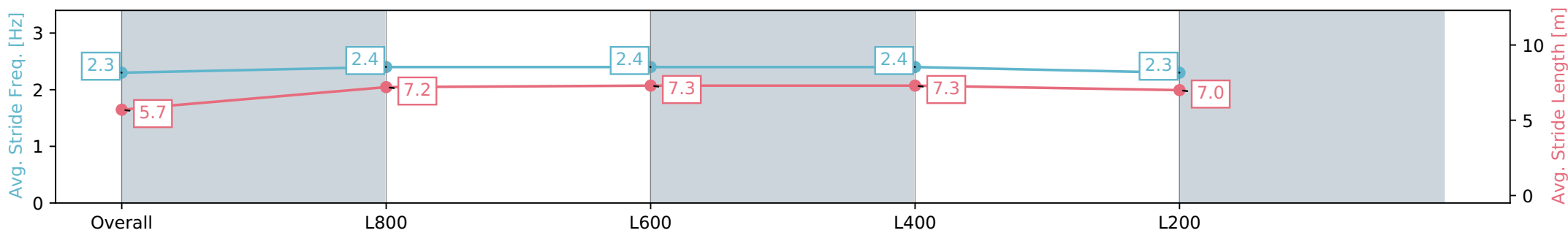
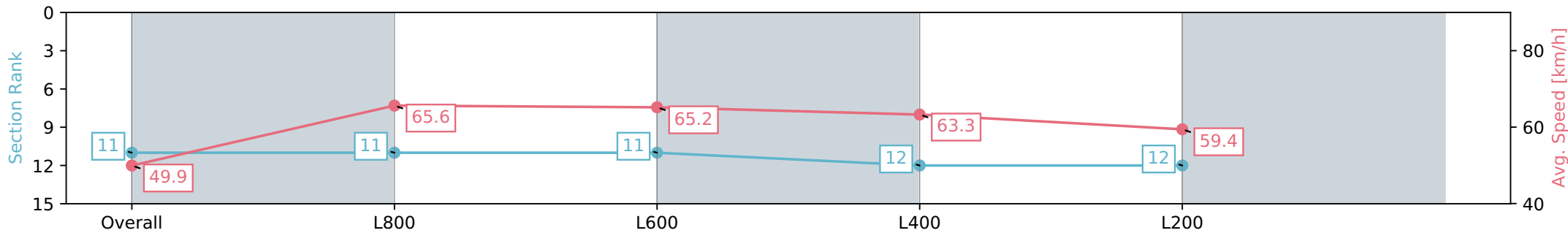
Race 2: Thomas Farms Three-Year-Old Maiden Plate - 1000m

20 March 2024 - 2:16PM

Track Rating: Soft 5, Weather: Fine, Rail Position: +3m



Section	Overall	L1000	L800	L600	L400
Section Times	1:00.32 [11] (0:14.42)	0:45.90 [11] (0:11.18)	0:34.72 [11] (0:11.22)	0:23.50 [12] (0:11.38)	0:12.12 [12] (0:12.12)
Average Speed [km/h]	49.9	65.6	65.2	63.3	59.4
Top Speed [km/h]	65.3	66.4	66.8	65.0	61.4
Avg. Dist. to Rail [m]	5.3	5.4	4.1	4.5	3.4
Avg. Stride Freq. [Hz]	2.3	2.4	2.4	2.4	2.3
Avg. Stride Length [m]	5.7	7.2	7.3	7.3	7.0



[ ] Ranking at each section and finish  
 -:-:- No data available at this section  
 NA No data available

Horse/Jockey Name	CHERRY STEM
Finish Rank	12
Fastest Section Time (Section)	0:11.07 (L800)
Top Speed [km/h] (Section)	67.5 (L800)
Race State	Finished



Thomas Farms RC Murray Bridge SA - Professional

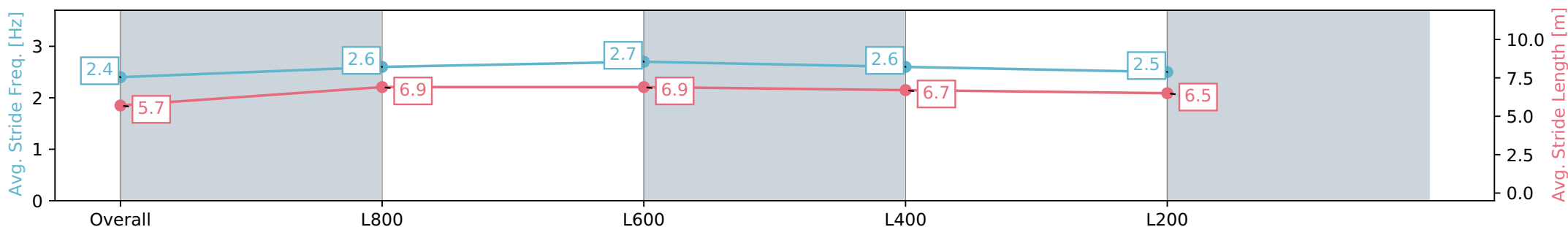
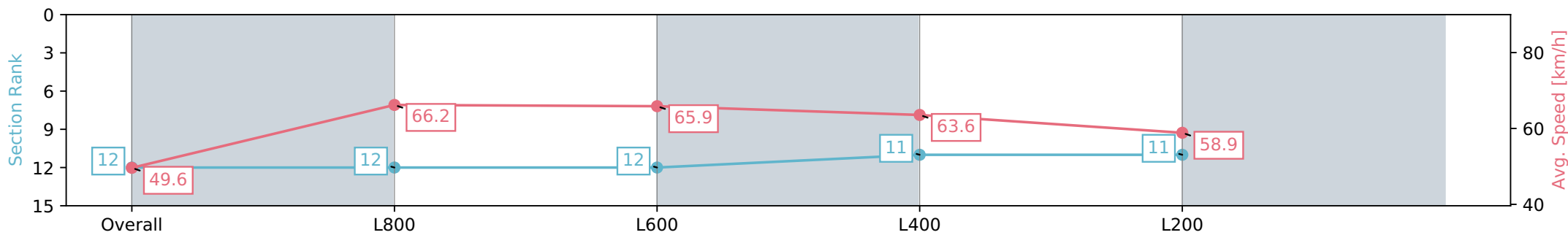
Race 2: Thomas Farms Three-Year-Old Maiden Plate - 1000m

20 March 2024 - 2:16PM

Track Rating: Soft 5, Weather: Fine, Rail Position: +3m



Section	Overall	L1000	L800	L600	L400
Section Times	1:00.34 [12] (0:14.55)	0:45.79 [12] (0:11.07)	0:34.72 [12] (0:11.15)	0:23.57 [11] (0:11.32)	0:12.25 [11] (0:12.25)
Average Speed [km/h]	49.6	66.2	65.9	63.6	58.9
Top Speed [km/h]	64.9	67.5	66.4	65.9	60.9
Avg. Dist. to Rail [m]	6.2	6.1	5.0	8.0	8.4
Avg. Stride Freq. [Hz]	2.4	2.6	2.7	2.6	2.5
Avg. Stride Length [m]	5.7	6.9	6.9	6.7	6.5



- [ ] Ranking at each section and finish
- :-:- No data available at this section
- NA No data available