



RACINGSA

Thomas Farms RC Murray Bridge SA
Race 1: Carlton Draught Maiden Plate - 900m
20 March 2024 - 1:44PM



Track Rating: Soft 5, Weather: Fine, Rail Position: +3m

Table with columns: Section, Field Times, Position, #, Horse/Jockey, Barrier, Top Speed [km/h], Fastest Section, First 400m, Overall, L800, L600, L400, L200, Margin, Distance Travelled From Winner [m]. Rows include horses like WHO'S AFRAID, AGRESSIVE BEE, GEOKAUN, etc.

- [] Position in running at each section and finish
Saddle cloth number
-:-:- No data available at this section
NA No data available



Thomas Farms RC Murray Bridge SA

Race 1: Carlton Draught Maiden Plate - 900m

20 March 2024 - 1:44PM



Track Rating: Soft 5, Weather: Fine, Rail Position: +3m

Section	Overall	L800	L600	L400	L200
Field Times	0:53.17 (0:08.17)	0:45.00 (0:10.69)	0:34.31 (0:10.98)	0:23.33 (0:11.24)	0:12.09 (0:12.09)

Position	#	Horse/Jockey	Barrier	Top Speed [km/h]	Fastest Section	First 400m	Overall	L800	L600	L400	L200	Margin	Distance Travelled From Winner [m]
11	2	JACKS 'N' DANIEL'S Tala Hutchinson	2	68.5 600-400	0:08.38 800-600	0:24.75	0:54.26 (0:08.38)	0:45.88 [5] (0:10.89)	0:34.99 [3] (0:11.06)	0:23.93 [5] (0:11.50)	0:12.43 [9] (0:12.43)	7.3L	+2
12	9	ELEANOR QUEEN Rochelle Milnes	9	65.3 600-400	0:08.87 800-600	0:26.05	0:56.10 (0:08.87)	0:47.23 [12] (0:11.35)	0:35.88 [12] (0:11.70)	0:24.18 [12] (0:11.89)	0:12.29 [12] (0:12.28)	19.8L	-1

- [] Position in running at each section and finish
- # Saddle cloth number
- :--:-- No data available at this section
- Background shading for fastest section
- NA No data available

Horse/Jockey Name	WHO'S AFRAID
Finish Rank	1
Fastest Section Time (Section)	0:08.38 (Overall)
Top Speed [km/h] (Section)	68.1 (L800)
Race State	Finished



Thomas Farms RC Murray Bridge SA - Professional

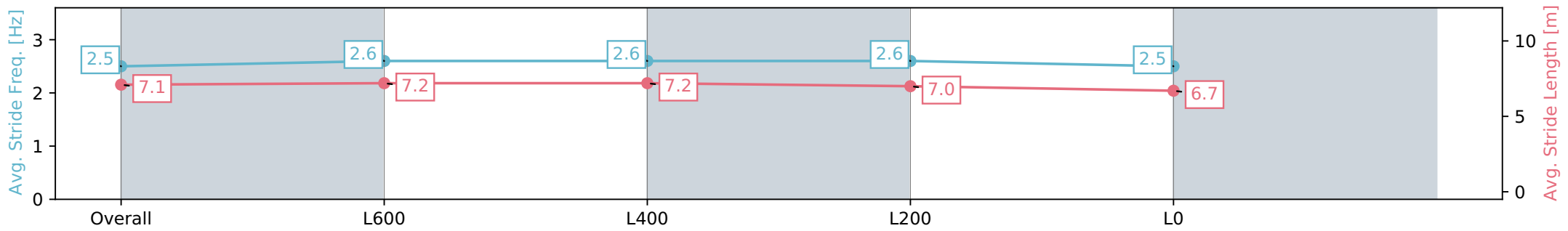
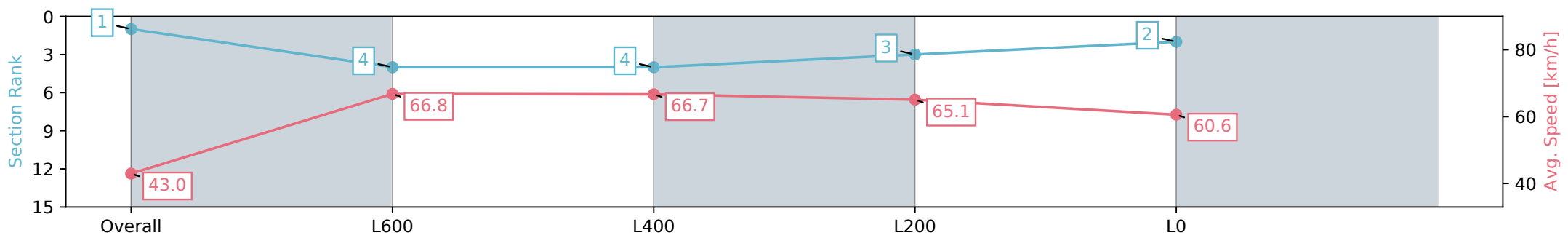
Race 1: Carlton Draught Maiden Plate - 900m

20 March 2024 - 1:44PM

Track Rating: Soft 5, Weather: Fine, Rail Position: +3m



Section	Overall	L800	L600	L400	L200
Section Times	0:53.17 [1] (0:08.38)	0:44.79 [4] (0:10.90)	0:33.89 [4] (0:10.94)	0:22.95 [3] (0:11.07)	0:11.88 [2] (0:11.88)
Average Speed [km/h]	43.0	66.8	66.7	65.1	60.6
Top Speed [km/h]	62.3	68.1	67.1	67.1	62.3
Avg. Dist. to Rail [m]	0.4	2.5	4.0	6.9	6.8
Avg. Stride Freq. [Hz]	2.5	2.6	2.6	2.6	2.5
Avg. Stride Length [m]	7.1	7.2	7.2	7.0	6.7



- [] Ranking at each section and finish
- :-:- No data available at this section
- NA No data available

Horse/Jockey Name	AGRESSIVE BEE
Finish Rank	2
Fastest Section Time (Section)	0:08.20 (Overall)
Top Speed [km/h] (Section)	69.4 (L800)
Race State	Finished



Thomas Farms RC Murray Bridge SA - Professional

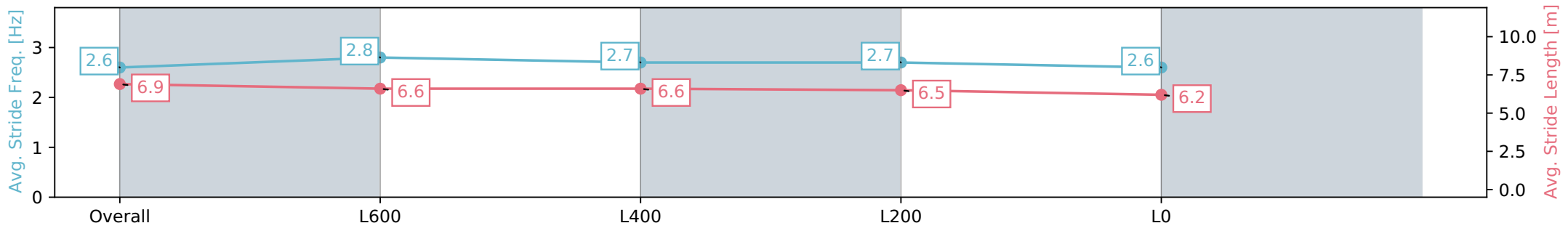
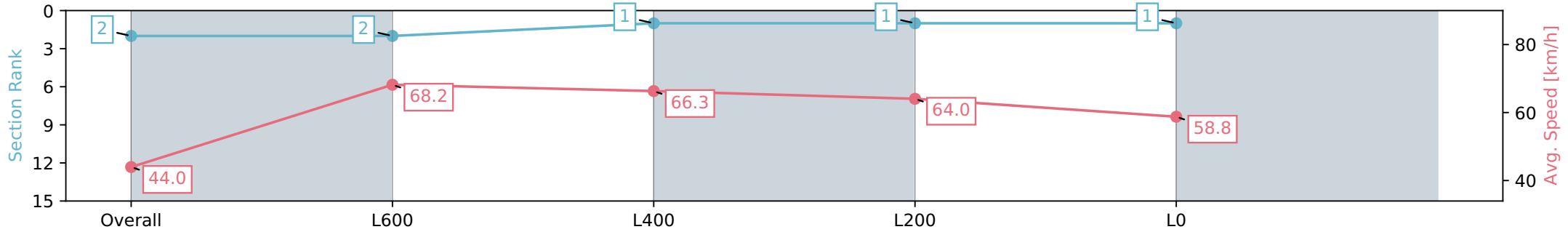
Race 1: Carlton Draught Maiden Plate - 900m

20 March 2024 - 1:44PM

Track Rating: Soft 5, Weather: Fine, Rail Position: +3m



Section	Overall	L800	L600	L400	L200
Section Times	0:53.33 [2] (0:08.20)	0:45.13 [2] (0:10.66)	0:34.47 [1] (0:10.98)	0:23.49 [1] (0:11.24)	0:12.25 [1] (0:12.25)
Average Speed [km/h]	44.0	68.2	66.3	64.0	58.8
Top Speed [km/h]	64.7	69.4	67.8	65.3	62.1
Avg. Dist. to Rail [m]	1.4	2.4	2.9	5.2	5.1
Avg. Stride Freq. [Hz]	2.6	2.8	2.7	2.7	2.6
Avg. Stride Length [m]	6.9	6.6	6.6	6.5	6.2



- [] Ranking at each section and finish
- :-:- No data available at this section
- NA No data available

Horse/Jockey Name	GEOKAUN
Finish Rank	3
Fastest Section Time (Section)	0:08.33 (Overall)
Top Speed [km/h] (Section)	68.5 (L800)
Race State	Finished



Thomas Farms RC Murray Bridge SA - Professional

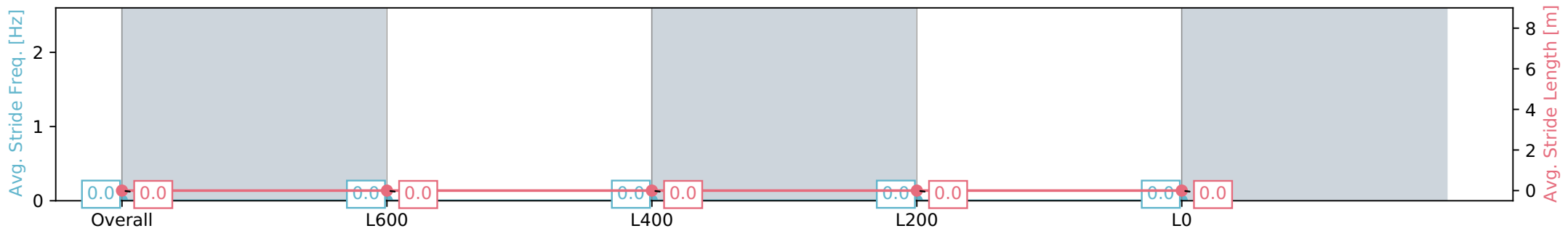
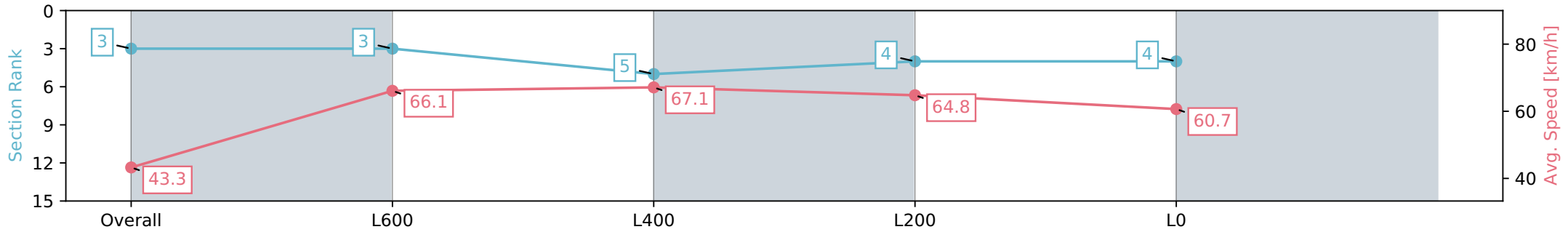
Race 1: Carlton Draught Maiden Plate - 900m

20 March 2024 - 1:44PM

Track Rating: Soft 5, Weather: Fine, Rail Position: +3m



Section	Overall	L800	L600	L400	L200
Section Times	0:53.33 [3] (0:08.33)	0:45.00 [3] (0:11.09)	0:33.91 [5] (0:10.91)	0:23.00 [4] (0:11.12)	0:11.88 [4] (0:11.88)
Average Speed [km/h]	43.3	66.1	67.1	64.8	60.7
Top Speed [km/h]	62.6	68.5	68.5	66.0	62.7
Avg. Dist. to Rail [m]	5.1	5.3	4.4	7.9	7.9
Avg. Stride Freq. [Hz]	0.0	0.0	0.0	0.0	0.0
Avg. Stride Length [m]	0.0	0.0	0.0	0.0	0.0



- [] Ranking at each section and finish
- :-:- No data available at this section
- NA No data available

Horse/Jockey Name	VOLCANIC EXPRESS
Finish Rank	4
Fastest Section Time (Section)	0:08.55 (Overall)
Top Speed [km/h] (Section)	68.2 (L600)
Race State	Finished



Thomas Farms RC Murray Bridge SA - Professional

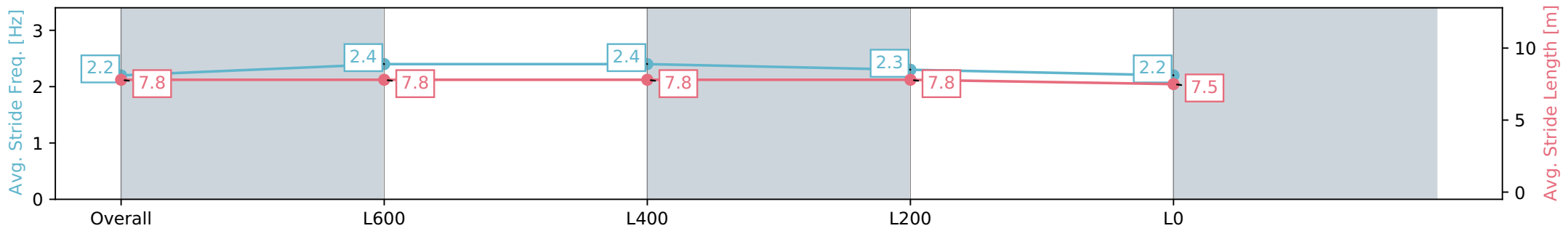
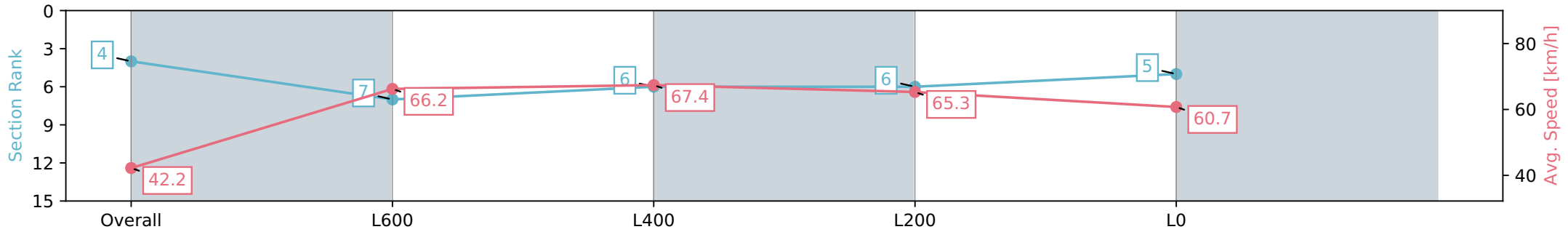
Race 1: Carlton Draught Maiden Plate - 900m

20 March 2024 - 1:44PM

Track Rating: Soft 5, Weather: Fine, Rail Position: +3m



Section	Overall	L800	L600	L400	L200
Section Times	0:53.34 [4] (0:08.55)	0:44.79 [7] (0:11.01)	0:33.78 [6] (0:10.88)	0:22.90 [6] (0:11.03)	0:11.87 [5] (0:11.87)
Average Speed [km/h]	42.2	66.2	67.4	65.3	60.7
Top Speed [km/h]	62.7	68.0	68.2	67.8	62.8
Avg. Dist. to Rail [m]	3.7	4.5	4.4	6.0	5.6
Avg. Stride Freq. [Hz]	2.2	2.4	2.4	2.3	2.2
Avg. Stride Length [m]	7.8	7.8	7.8	7.8	7.5



- [] Ranking at each section and finish
- :-:- No data available at this section
- NA No data available

Horse/Jockey Name	ANDAMOOKA
Finish Rank	5
Fastest Section Time (Section)	0:08.46 (Overall)
Top Speed [km/h] (Section)	68.5 (L600)
Race State	Finished



Thomas Farms RC Murray Bridge SA - Professional

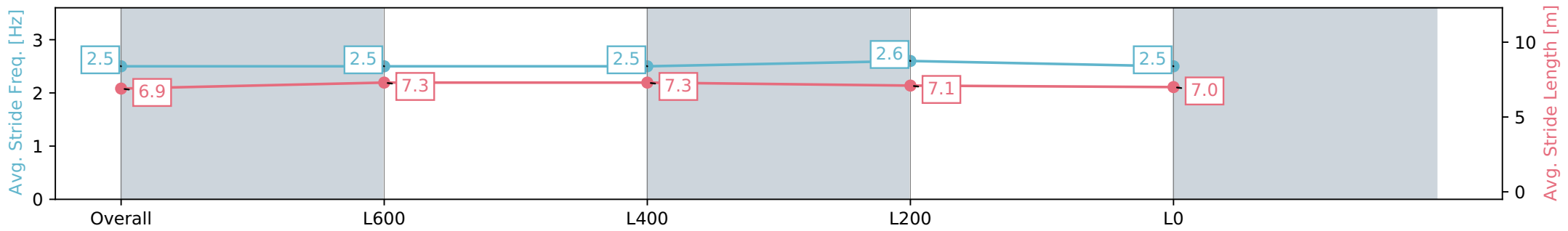
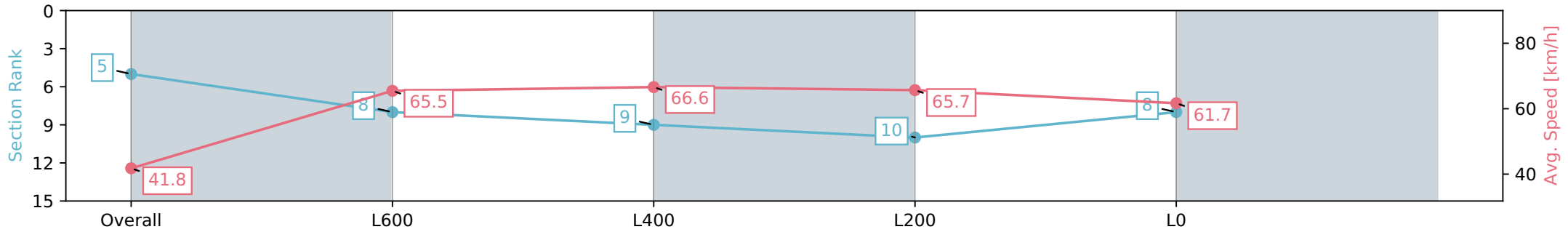
Race 1: Carlton Draught Maiden Plate - 900m

20 March 2024 - 1:44PM

Track Rating: Soft 5, Weather: Fine, Rail Position: +3m



Section	Overall	L800	L600	L400	L200
Section Times	0:53.42 [5] (0:08.46)	0:44.96 [6] (0:11.16)	0:33.80 [7] (0:10.99)	0:22.81 [8] (0:10.94)	0:11.87 [7] (0:11.87)
Average Speed [km/h]	42.7	65.9	67.0	65.8	60.7
Top Speed [km/h]	62.4	68.4	68.5	66.9	63.9
Avg. Dist. to Rail [m]	7.8	6.7	5.8	10.0	9.9
Avg. Stride Freq. [Hz]	2.4	2.6	2.6	2.6	2.5
Avg. Stride Length [m]	7.2	7.1	7.2	7.1	6.8



- [] Ranking at each section and finish
- :-:- No data available at this section
- NA No data available

Horse/Jockey Name	OUR GLAMOUR GIRL
Finish Rank	5
Fastest Section Time (Section)	0:08.63 (Overall)
Top Speed [km/h] (Section)	67.6 (L400)
Race State	Finished



Thomas Farms RC Murray Bridge SA - Professional

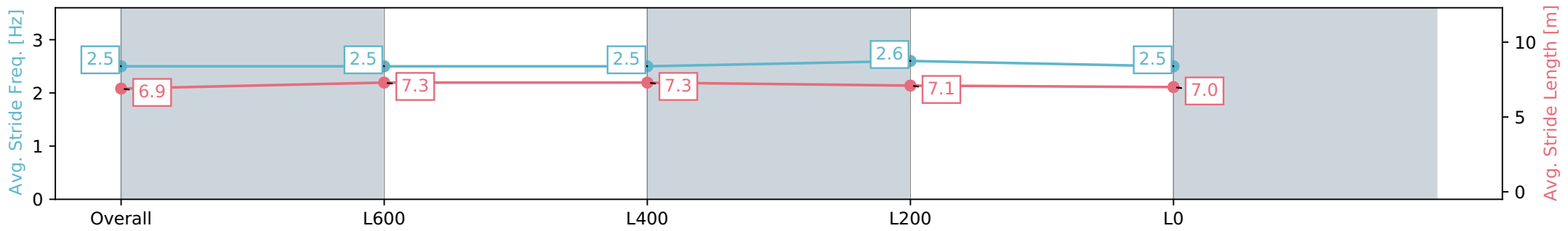
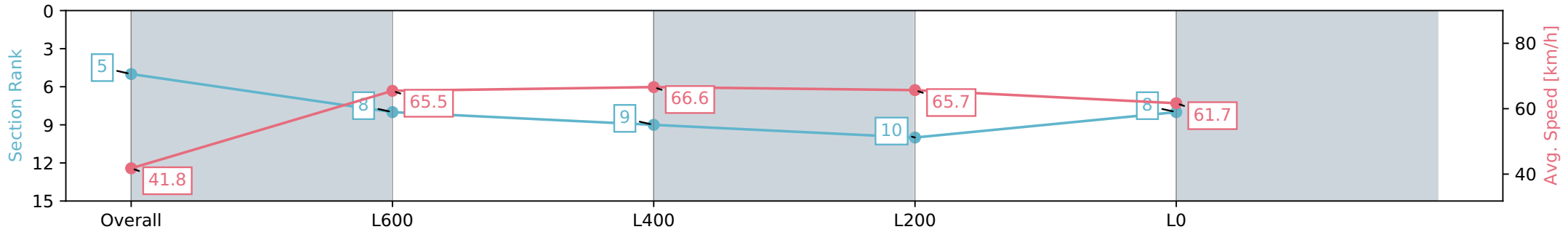
Race 1: Carlton Draught Maiden Plate - 900m

20 March 2024 - 1:44PM

Track Rating: Soft 5, Weather: Fine, Rail Position: +3m



Section	Overall	L800	L600	L400	L200
Section Times	0:53.42 [5] (0:08.63)	0:44.79 [8] (0:11.17)	0:33.62 [9] (0:10.99)	0:22.63 [10] (0:10.96)	0:11.67 [8] (0:11.67)
Average Speed [km/h]	41.8	65.5	66.6	65.7	61.7
Top Speed [km/h]	61.9	66.7	67.6	67.6	63.9
Avg. Dist. to Rail [m]	7.3	5.0	4.3	9.5	8.6
Avg. Stride Freq. [Hz]	2.5	2.5	2.5	2.6	2.5
Avg. Stride Length [m]	6.9	7.3	7.3	7.1	7.0



- [] Ranking at each section and finish
- :-:- No data available at this section
- NA No data available

Horse/Jockey Name	THE BIG CHUNK
Finish Rank	7
Fastest Section Time (Section)	0:08.71 (Overall)
Top Speed [km/h] (Section)	68.5 (L600)
Race State	Finished



Thomas Farms RC Murray Bridge SA - Professional

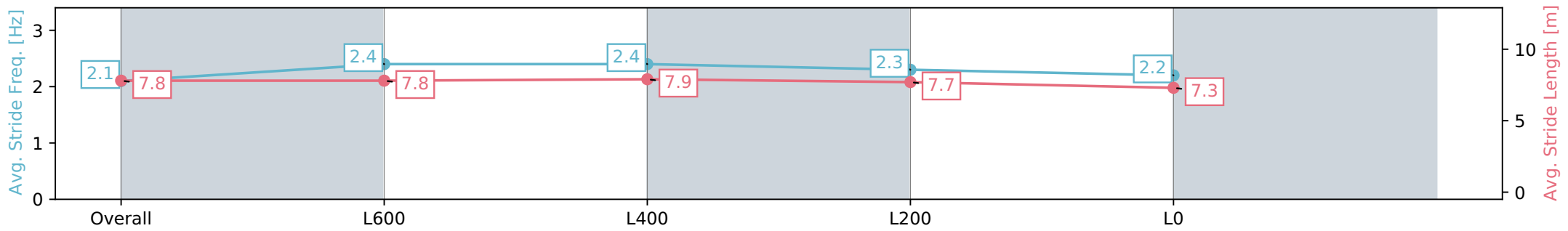
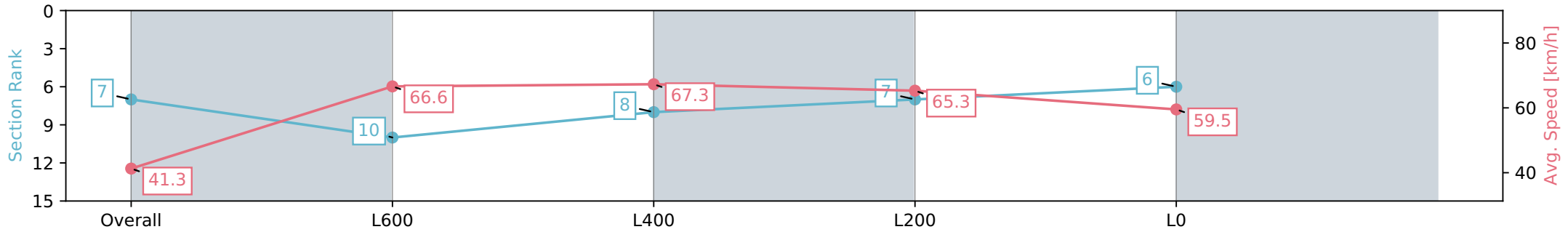
Race 1: Carlton Draught Maiden Plate - 900m

20 March 2024 - 1:44PM

Track Rating: Soft 5, Weather: Fine, Rail Position: +3m



Section	Overall	L800	L600	L400	L200
Section Times	0:53.60 [7] (0:08.71)	0:44.89 [10] (0:10.94)	0:33.95 [8] (0:10.83)	0:23.12 [7] (0:11.02)	0:12.10 [6] (0:12.10)
Average Speed [km/h]	41.3	66.6	67.3	65.3	59.5
Top Speed [km/h]	64.2	68.3	68.5	67.4	62.8
Avg. Dist. to Rail [m]	3.2	3.5	3.2	4.2	3.5
Avg. Stride Freq. [Hz]	2.1	2.4	2.4	2.3	2.2
Avg. Stride Length [m]	7.8	7.8	7.9	7.7	7.3



- [] Ranking at each section and finish
- :-:- No data available at this section
- NA No data available

Horse/Jockey Name	PENDING HEART
Finish Rank	8
Fastest Section Time (Section)	0:08.69 (Overall)
Top Speed [km/h] (Section)	69.1 (L600)
Race State	Finished



Thomas Farms RC Murray Bridge SA - Professional

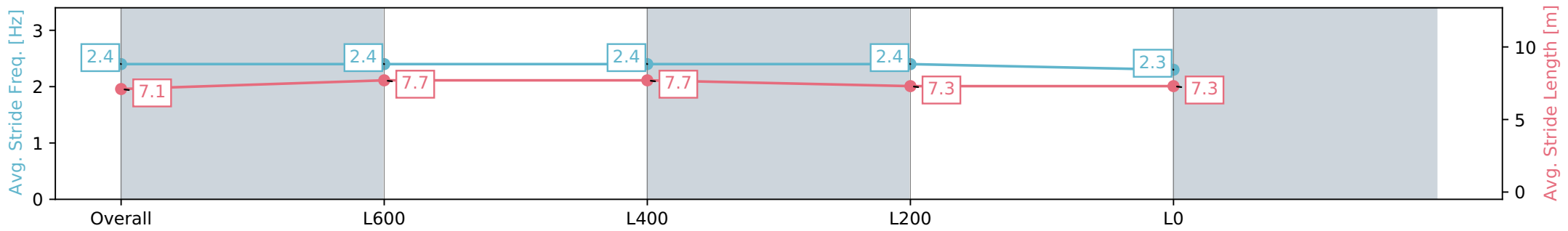
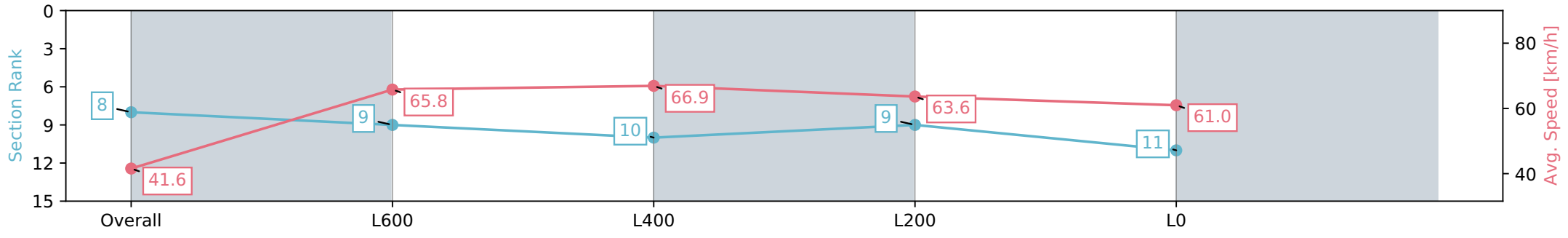
Race 1: Carlton Draught Maiden Plate - 900m

20 March 2024 - 1:44PM

Track Rating: Soft 5, Weather: Fine, Rail Position: +3m



Section	Overall	L800	L600	L400	L200
Section Times	0:53.89 [8] (0:08.69)	0:45.20 [9] (0:11.16)	0:34.04 [10] (0:10.92)	0:23.12 [9] (0:11.30)	0:11.82 [11] (0:11.82)
Average Speed [km/h]	41.6	65.8	66.9	63.6	61.0
Top Speed [km/h]	61.5	66.9	69.1	66.0	62.5
Avg. Dist. to Rail [m]	9.0	6.5	4.0	9.8	9.8
Avg. Stride Freq. [Hz]	2.4	2.4	2.4	2.4	2.3
Avg. Stride Length [m]	7.1	7.7	7.7	7.3	7.3



- [] Ranking at each section and finish
- :-:- No data available at this section
- NA No data available

Horse/Jockey Name	LUDO
Finish Rank	9
Fastest Section Time (Section)	0:08.77 (Overall)
Top Speed [km/h] (Section)	67.8 (L600)
Race State	Finished



Thomas Farms RC Murray Bridge SA - Professional

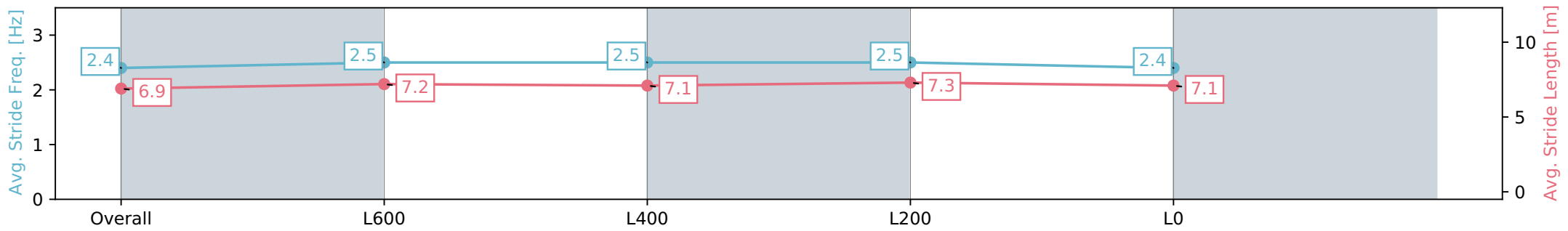
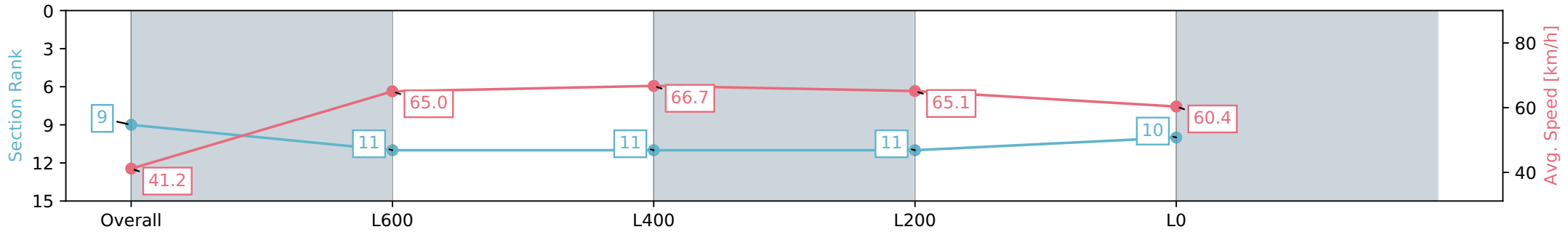
Race 1: Carlton Draught Maiden Plate - 900m

20 March 2024 - 1:44PM

Track Rating: Soft 5, Weather: Fine, Rail Position: +3m



Section	Overall	L800	L600	L400	L200
Section Times	0:53.98 [9] (0:08.77)	0:45.21 [11] (0:11.26)	0:33.95 [11] (0:10.95)	0:23.00 [11] (0:11.06)	0:11.94 [10] (0:11.94)
Average Speed [km/h]	41.2	65.0	66.7	65.1	60.4
Top Speed [km/h]	62.0	66.5	67.8	66.9	62.3
Avg. Dist. to Rail [m]	6.2	5.2	4.4	7.2	7.4
Avg. Stride Freq. [Hz]	2.4	2.5	2.5	2.5	2.4
Avg. Stride Length [m]	6.9	7.2	7.1	7.3	7.1



- [] Ranking at each section and finish
- :-:- No data available at this section
- NA No data available

Horse/Jockey Name	EMME'S SECRET
Finish Rank	10
Fastest Section Time (Section)	0:08.16 (Overall)
Top Speed [km/h] (Section)	69.0 (L800)
Race State	Finished



Thomas Farms RC Murray Bridge SA - Professional

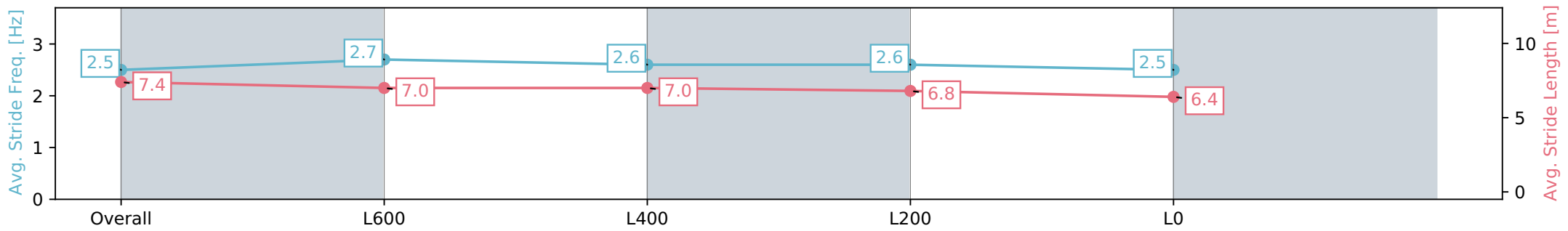
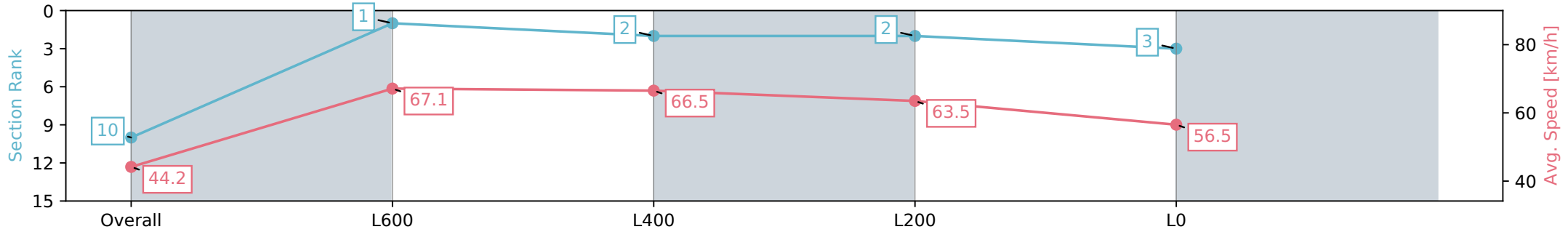
Race 1: Carlton Draught Maiden Plate - 900m

20 March 2024 - 1:44PM

Track Rating: Soft 5, Weather: Fine, Rail Position: +3m



Section	Overall	L800	L600	L400	L200
Section Times	0:54.08 [10] (0:08.16)	0:45.92 [1] (0:10.86)	0:35.06 [2] (0:10.98)	0:24.08 [2] (0:11.34)	0:12.74 [3] (0:12.74)
Average Speed [km/h]	44.2	67.1	66.5	63.5	56.5
Top Speed [km/h]	65.4	69.0	68.0	65.5	60.6
Avg. Dist. to Rail [m]	1.2	3.4	4.2	7.1	5.8
Avg. Stride Freq. [Hz]	2.5	2.7	2.6	2.6	2.5
Avg. Stride Length [m]	7.4	7.0	7.0	6.8	6.4



- [] Ranking at each section and finish
- :-:- No data available at this section
- NA No data available

Horse/Jockey Name	JACKS 'N' DANIEL'S
Finish Rank	11
Fastest Section Time (Section)	0:08.38 (Overall)
Top Speed [km/h] (Section)	68.5 (L800)
Race State	Finished



Thomas Farms RC Murray Bridge SA - Professional

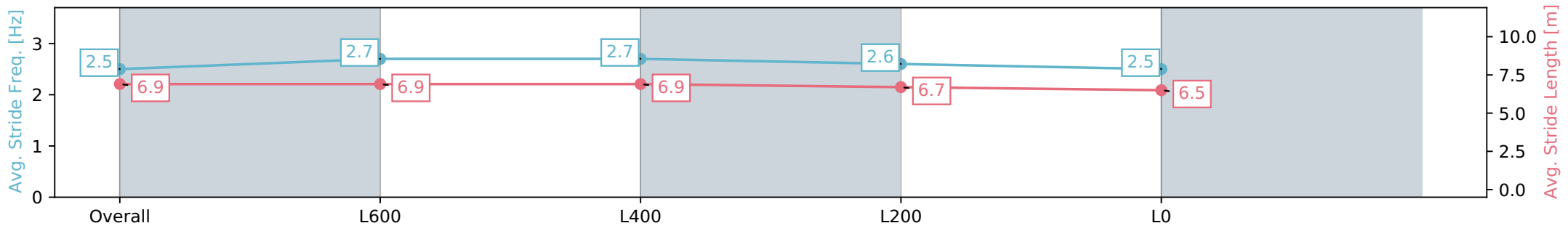
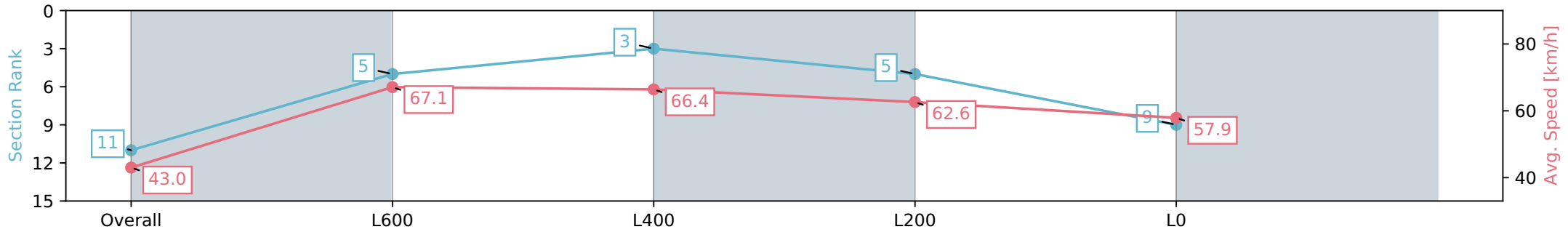
Race 1: Carlton Draught Maiden Plate - 900m

20 March 2024 - 1:44PM

Track Rating: Soft 5, Weather: Fine, Rail Position: +3m



Section	Overall	L800	L600	L400	L200
Section Times	0:54.26 [11] (0:08.38)	0:45.88 [5] (0:10.89)	0:34.99 [3] (0:11.06)	0:23.93 [5] (0:11.50)	0:12.43 [9] (0:12.43)
Average Speed [km/h]	43.0	67.1	66.4	62.6	57.9
Top Speed [km/h]	62.7	68.5	67.9	65.1	60.0
Avg. Dist. to Rail [m]	1.1	4.0	5.2	8.1	8.3
Avg. Stride Freq. [Hz]	2.5	2.7	2.7	2.6	2.5
Avg. Stride Length [m]	6.9	6.9	6.9	6.7	6.5



- [] Ranking at each section and finish
- :-:- No data available at this section
- NA No data available

Horse/Jockey Name	ELEANOR QUEEN
Finish Rank	12
Fastest Section Time (Section)	0:08.87 (Overall)
Top Speed [km/h] (Section)	65.3 (L800)
Race State	Finished



Thomas Farms RC Murray Bridge SA - Professional

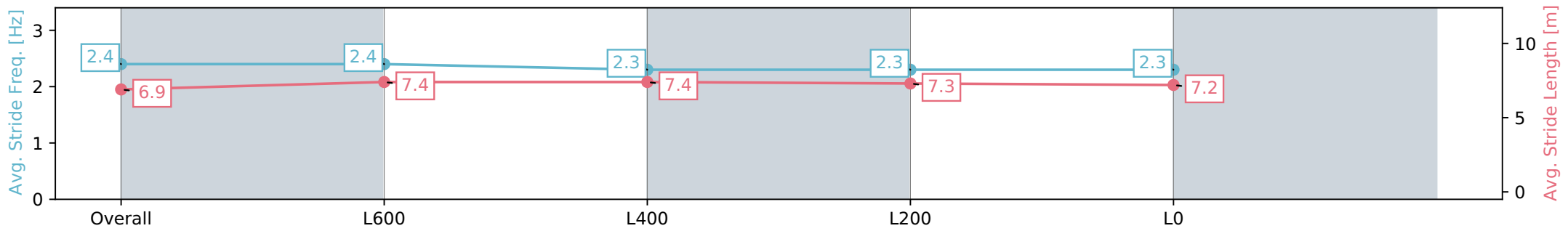
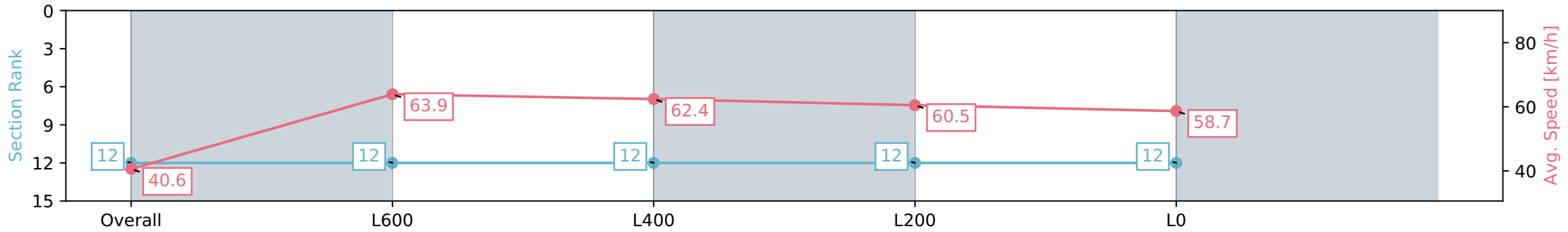
Race 1: Carlton Draught Maiden Plate - 900m

20 March 2024 - 1:44PM

Track Rating: Soft 5, Weather: Fine, Rail Position: +3m



Section	Overall	L800	L600	L400	L200
Section Times	0:56.10 [12] (0:08.87)	0:47.23 [12] (0:11.35)	0:35.88 [12] (0:11.70)	0:24.18 [12] (0:11.89)	0:12.29 [12] (0:12.28)
Average Speed [km/h]	40.6	63.9	62.4	60.5	58.7
Top Speed [km/h]	62.1	65.3	63.6	61.8	59.7
Avg. Dist. to Rail [m]	2.1	2.7	3.2	4.6	5.6
Avg. Stride Freq. [Hz]	2.4	2.4	2.3	2.3	2.3
Avg. Stride Length [m]	6.9	7.4	7.4	7.3	7.2



- [] Ranking at each section and finish
- :-:- No data available at this section
- NA No data available