



RACINGSA

Thomas Farms RC Murray Bridge SA
Race 9: Bridge Carpet Court Community Cup - 1400m
09 March 2024 - 1:38PM



Track Rating: Good 4, Weather: Fine, Rail Position: True

Table with columns: Section, Field Times, Position, #, Horse/Jockey, Barrier, Top Speed [km/h], Fastest Section, First 400m, Overall, L1200, L1000, L800, L600, L400, Distance Travelled From Winner [m].

Scratched: Bond Street Beau (#1), Master At Arms (#4), Whiskey 'N' Women (#6), Badiss (#7), Midnight Rush (#10), Upgrade Me (#11), Rock The Bar (#12), Bellini Miss (#13), Divine Fire (#16), Li'l Hank (#17), Garrire (#20)



RACINGSA

Thomas Farms RC Murray Bridge SA
Race 9: Bridge Carpet Court Community Cup - 1400m
09 March 2024 - 1:38PM



Track Rating: Good 4, Weather: Fine, Rail Position: True

Section

Field Times

L200

0:12.02

(0:12.02)

Position	#	Horse/Jockey	Barrier	Top Speed [km/h]	Fastest Section	First 400m	Margin						Distance Travelled From Winner [m]
1	5	FANMALIA Teagan Voorham	5	68.0 600-400	0:10.79 400-200	0:27.30	0:11.38 [5] (0:11.38)	1:23.93					
2	9	GALACTIC FURY Jessica Eaton	9	68.6 600-400	0:10.84 600-400	0:26.13	0:12.05 [1] (0:12.05)	0.2L					-6
3	18	MISSILE STAR Alice Lindsay	18	68.3 600-400	0:10.86 600-400	0:26.35	0:11.80 [2] (0:11.80)	0.3L					-6
4	2	CAPRICORN RIDGE Ryan Hurdle	2	67.8 600-400	0:10.96 400-200	0:26.50	0:11.73 [4] (0:11.73)	1.6L					-7
5	14	MYRTLE CREEK Jacob Opperman	14	67.6 400-200	0:10.82 400-200	0:26.82	0:11.62 [6] (0:11.62)	2.3L					-4
6	15	ALAINGE Margaret Collett	15	67.9 600-400	0:10.99 600-400	0:26.75	0:11.94 [3] (0:11.94)	2.9L					-2
7	3	FINAL CHANCE Rochelle Milnes	3	66.2 600-400	0:11.07 400-200	0:26.57	0:11.58 [8] (0:11.57)	3.4L					-5
8	19	PRETTY RELIABLE Callan Murray	19	68.3 600-400	0:11.01 400-200	0:27.13	0:11.96 [7] (0:11.96)	5.1L					-2
9	8	ALLUSION Jason Holder	8	65.3 600-400	0:11.16 400-200	0:26.96	0:11.75 [9] (0:11.75)	6.3L					-6

Scratched: Bond Street Beau (#1), Master At Arms (#4), Whiskey 'N' Women (#6), Badiss (#7), Midnight Rush (#10), Upgrade Me (#11), Rock The Bar (#12), Bellini Miss (#13), Divine Fire (#16), Li'l Hank (#17), Garrire (#20)

- [] Position in running at each section and finish
- # Saddle cloth number
- :-:- No data available at this section
- Background shading for fastest section
- NA No data available

Horse/Jockey Name	FANMALIA
Finish Rank	1
Fastest Section Time (Section)	0:10.79 (L400)
Top Speed [km/h] (Section)	68.0 (L600)
Race State	Finished



Thomas Farms RC Murray Bridge SA - Professional

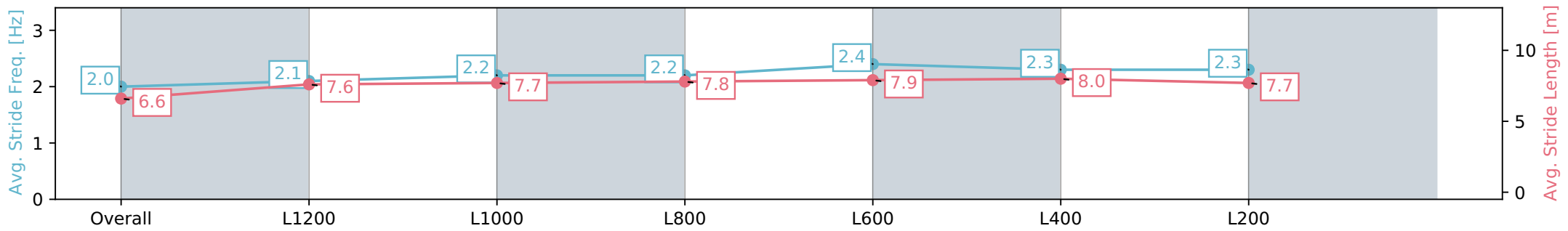
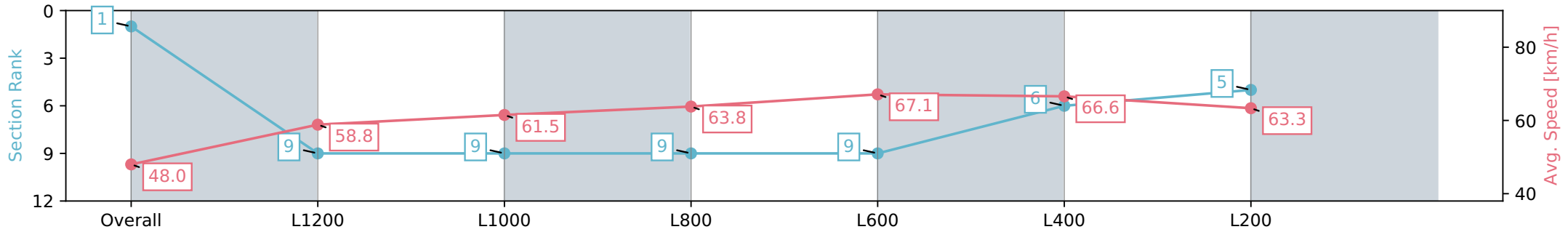
Race 9: Bridge Carpet Court Community Cup - 1400m

09 March 2024 - 1:38PM

Track Rating: Good 4, Weather: Fine, Rail Position: True



Section	Overall	L1200	L1000	L800	L600	L400	L200
Section Times	1:23.93 [1] (0:15.02)	1:08.91 [9] (0:12.28)	0:56.63 [9] (0:11.91)	0:44.72 [9] (0:11.53)	0:33.19 [9] (0:11.02)	0:22.17 [6] (0:10.79)	0:11.38 [5] (0:11.38)
Average Speed [km/h]	48.0	58.8	61.5	63.8	67.1	66.6	63.3
Top Speed [km/h]	58.0	59.8	63.8	66.9	68.0	67.9	64.9
Avg. Dist. to Rail [m]	6.6	3.0	3.7	3.8	6.3	10.4	10.0
Avg. Stride Freq. [Hz]	2.0	2.1	2.2	2.2	2.4	2.3	2.3
Avg. Stride Length [m]	6.6	7.6	7.7	7.8	7.9	8.0	7.7



- [] Ranking at each section and finish
- :-:- No data available at this section
- NA No data available

Horse/Jockey Name	GALACTIC FURY
Finish Rank	2
Fastest Section Time (Section)	0:10.84 (L600)
Top Speed [km/h] (Section)	68.6 (L600)
Race State	Finished



Thomas Farms RC Murray Bridge SA - Professional

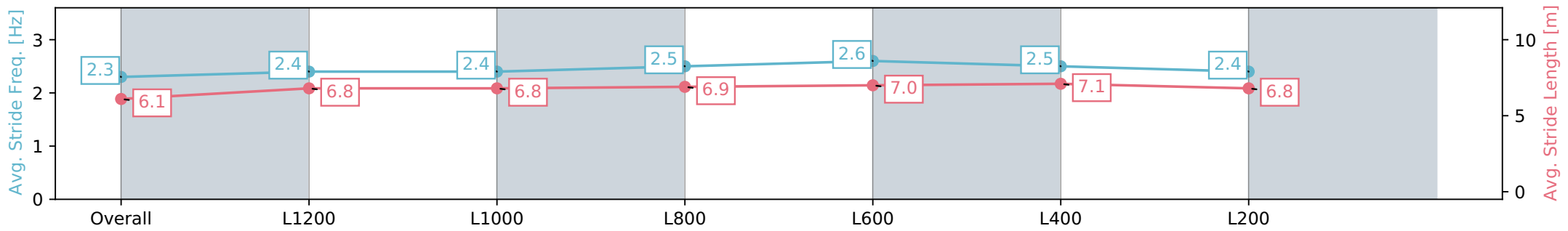
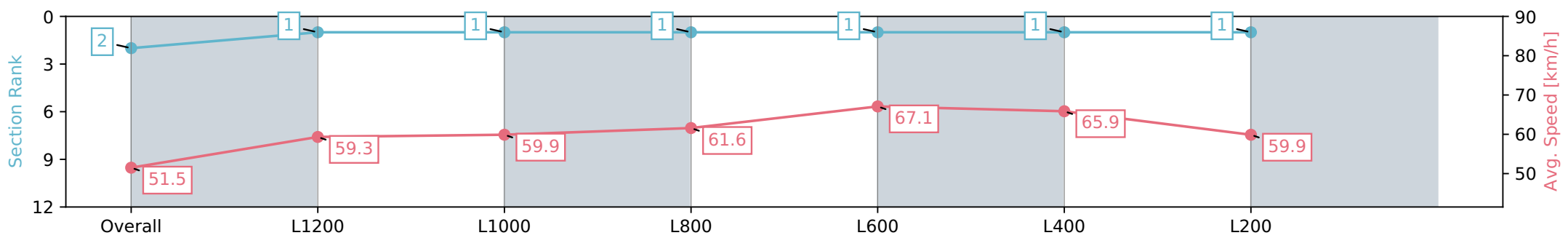
Race 9: Bridge Carpet Court Community Cup - 1400m

09 March 2024 - 1:38PM

Track Rating: Good 4, Weather: Fine, Rail Position: True



Section	Overall	L1200	L1000	L800	L600	L400	L200
Section Times	1:23.96 [2] (0:13.98)	1:09.98 [1] (0:12.15)	0:57.83 [1] (0:12.11)	0:45.72 [1] (0:11.89)	0:33.83 [1] (0:10.84)	0:22.99 [1] (0:10.94)	0:12.05 [1] (0:12.05)
Average Speed [km/h]	51.5	59.3	59.9	61.6	67.1	65.9	59.9
Top Speed [km/h]	60.4	60.0	60.9	64.0	68.6	67.8	64.0
Avg. Dist. to Rail [m]	2.2	0.2	1.2	3.7	2.6	5.7	7.7
Avg. Stride Freq. [Hz]	2.3	2.4	2.4	2.5	2.6	2.5	2.4
Avg. Stride Length [m]	6.1	6.8	6.8	6.9	7.0	7.1	6.8



- [] Ranking at each section and finish
- :-:- No data available at this section
- NA No data available

Horse/Jockey Name	MISSILE STAR
Finish Rank	3
Fastest Section Time (Section)	0:10.86 (L600)
Top Speed [km/h] (Section)	68.3 (L600)
Race State	Finished



Thomas Farms RC Murray Bridge SA - Professional

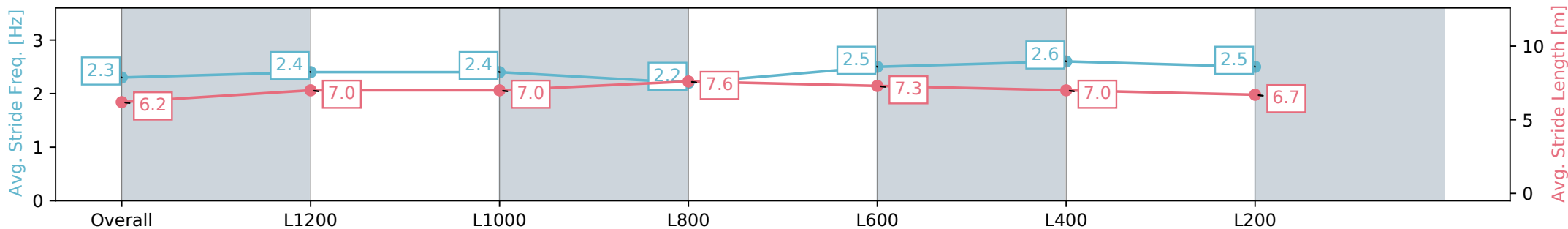
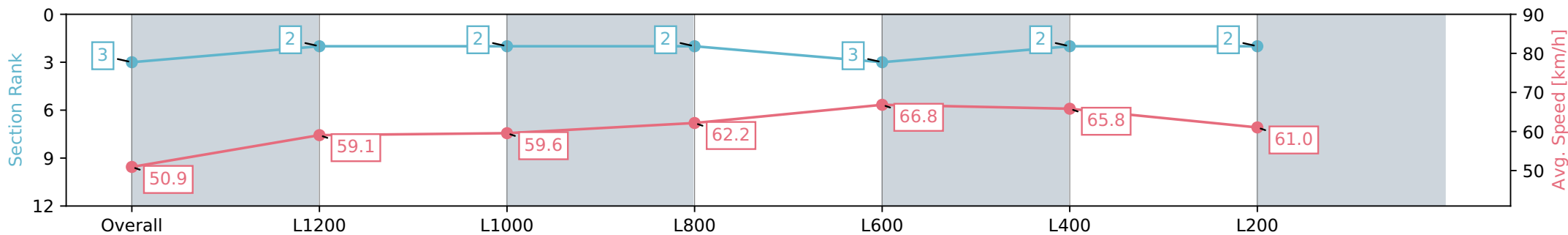
Race 9: Bridge Carpet Court Community Cup - 1400m

09 March 2024 - 1:38PM

Track Rating: Good 4, Weather: Fine, Rail Position: True



Section	Overall	L1200	L1000	L800	L600	L400	L200
Section Times	1:23.97 [3] (0:14.13)	1:09.84 [2] (0:12.22)	0:57.62 [2] (0:12.25)	0:45.37 [2] (0:11.78)	0:33.59 [3] (0:10.86)	0:22.73 [2] (0:10.93)	0:11.80 [2] (0:11.80)
Average Speed [km/h]	50.9	59.1	59.6	62.2	66.8	65.8	61.0
Top Speed [km/h]	61.5	61.6	61.3	65.6	68.3	67.1	64.0
Avg. Dist. to Rail [m]	3.5	1.6	2.6	3.6	2.0	3.9	5.0
Avg. Stride Freq. [Hz]	2.3	2.4	2.4	2.2	2.5	2.6	2.5
Avg. Stride Length [m]	6.2	7.0	7.0	7.6	7.3	7.0	6.7



- [] Ranking at each section and finish
- :-:- No data available at this section
- NA No data available

Horse/Jockey Name	CAPRICORN RIDGE
Finish Rank	4
Fastest Section Time (Section)	0:10.96 (L400)
Top Speed [km/h] (Section)	67.8 (L600)
Race State	Finished



Thomas Farms RC Murray Bridge SA - Professional

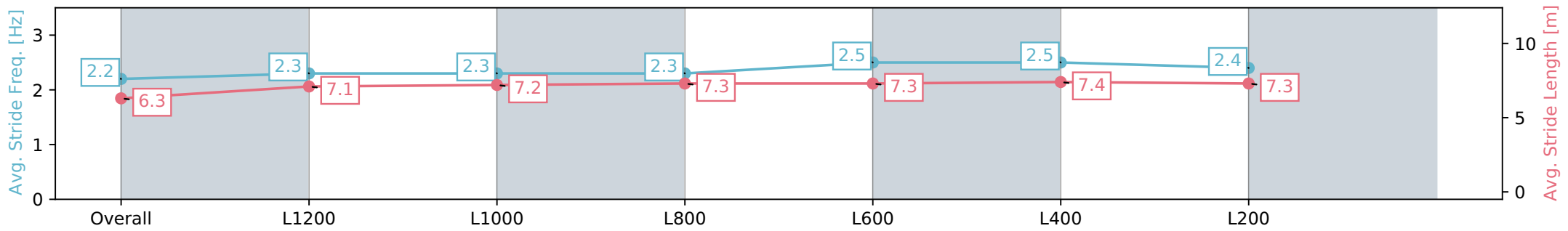
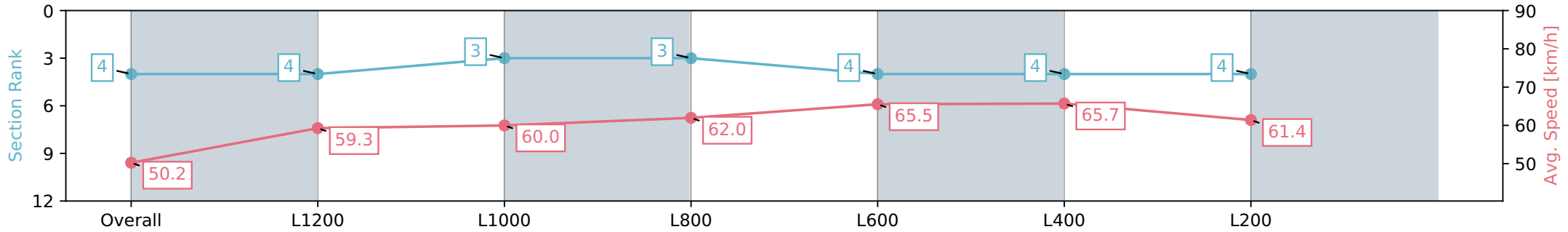
Race 9: Bridge Carpet Court Community Cup - 1400m

09 March 2024 - 1:38PM

Track Rating: Good 4, Weather: Fine, Rail Position: True



Section	Overall	L1200	L1000	L800	L600	L400	L200
Section Times	1:24.18 [4] (0:14.36)	1:09.82 [4] (0:12.14)	0:57.68 [3] (0:12.13)	0:45.55 [3] (0:11.75)	0:33.80 [4] (0:11.11)	0:22.69 [4] (0:10.96)	0:11.73 [4] (0:11.73)
Average Speed [km/h]	50.2	59.3	60.0	62.0	65.5	65.7	61.4
Top Speed [km/h]	59.7	60.2	60.9	65.0	67.8	67.7	64.4
Avg. Dist. to Rail [m]	0.9	0.8	1.8	2.3	2.8	4.3	5.5
Avg. Stride Freq. [Hz]	2.2	2.3	2.3	2.3	2.5	2.5	2.4
Avg. Stride Length [m]	6.3	7.1	7.2	7.3	7.3	7.4	7.3



- [] Ranking at each section and finish
- :-:- No data available at this section
- NA No data available

Horse/Jockey Name	MYRTLE CREEK
Finish Rank	5
Fastest Section Time (Section)	0:10.82 (L400)
Top Speed [km/h] (Section)	67.6 (L400)
Race State	Finished



Thomas Farms RC Murray Bridge SA - Professional

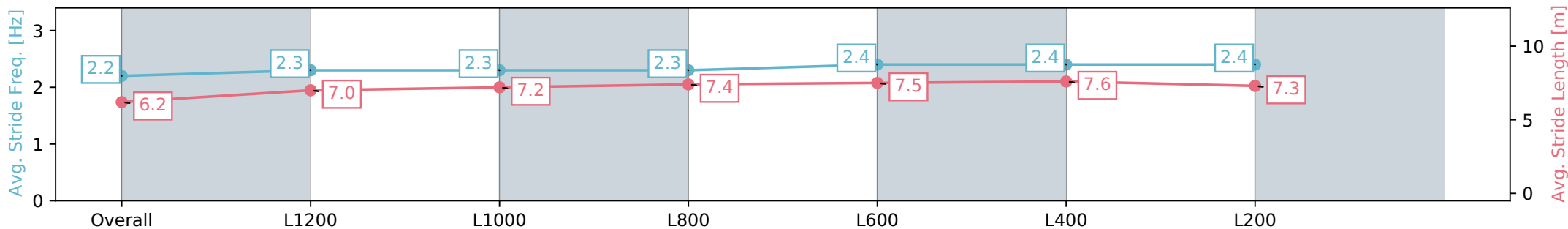
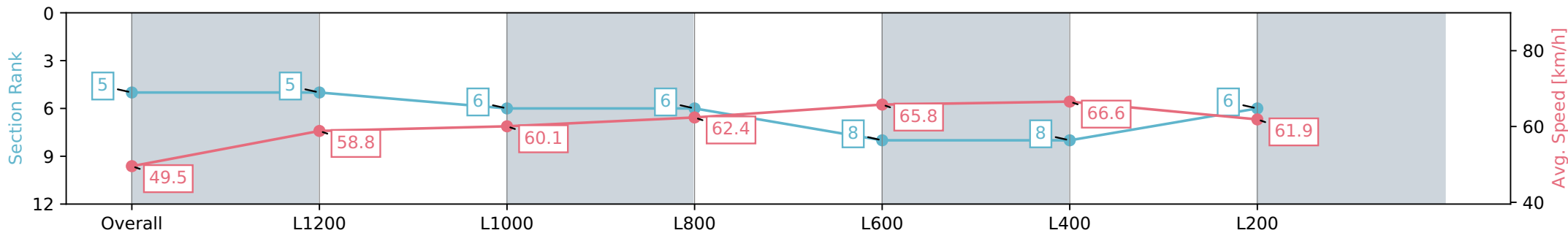
Race 9: Bridge Carpet Court Community Cup - 1400m

09 March 2024 - 1:38PM

Track Rating: Good 4, Weather: Fine, Rail Position: True



Section	Overall	L1200	L1000	L800	L600	L400	L200
Section Times	1:24.28 [5] (0:14.55)	1:09.73 [5] (0:12.27)	0:57.46 [6] (0:12.18)	0:45.28 [6] (0:11.70)	0:33.58 [8] (0:11.14)	0:22.44 [8] (0:10.82)	0:11.62 [6] (0:11.62)
Average Speed [km/h]	49.5	58.8	60.1	62.4	65.8	66.6	61.9
Top Speed [km/h]	59.8	59.6	61.4	63.3	67.3	67.6	65.2
Avg. Dist. to Rail [m]	4.5	2.1	3.1	2.6	4.3	7.4	8.0
Avg. Stride Freq. [Hz]	2.2	2.3	2.3	2.3	2.4	2.4	2.4
Avg. Stride Length [m]	6.2	7.0	7.2	7.4	7.5	7.6	7.3



- [] Ranking at each section and finish
- :-:- No data available at this section
- NA No data available

Horse/Jockey Name	ALAINGE
Finish Rank	6
Fastest Section Time (Section)	0:10.99 (L600)
Top Speed [km/h] (Section)	67.9 (L600)
Race State	Finished



Thomas Farms RC Murray Bridge SA - Professional

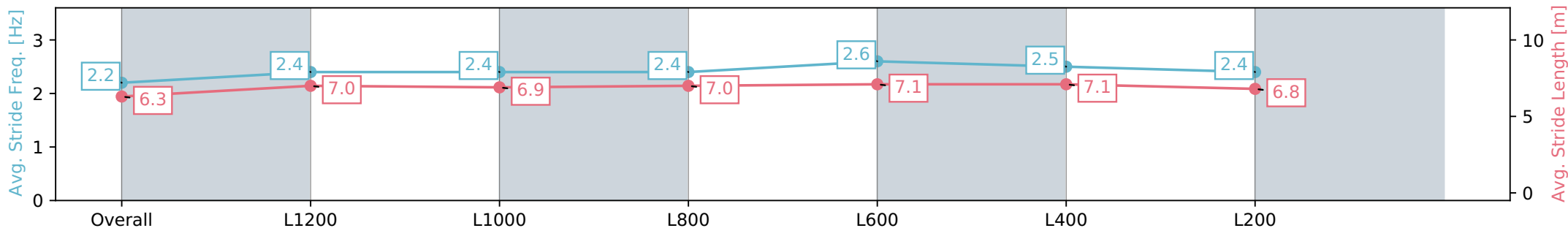
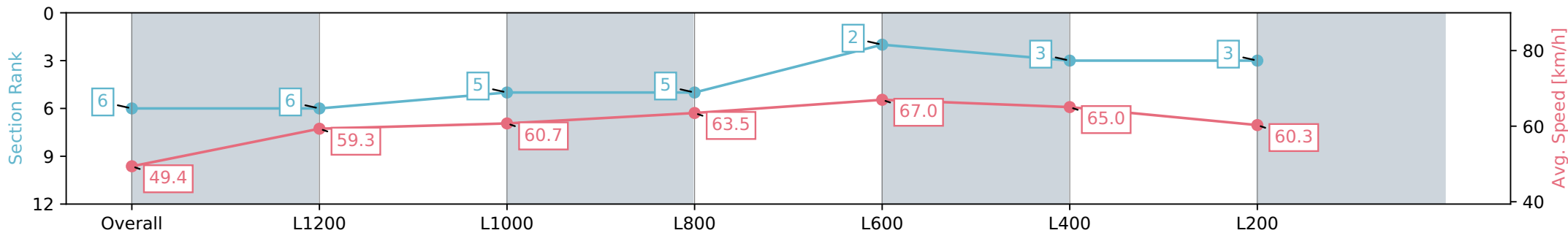
Race 9: Bridge Carpet Court Community Cup - 1400m

09 March 2024 - 1:38PM

Track Rating: Good 4, Weather: Fine, Rail Position: True



Section	Overall	L1200	L1000	L800	L600	L400	L200
Section Times	1:24.37 [6] (0:14.57)	1:09.79 [6] (0:12.17)	0:57.62 [5] (0:12.08)	0:45.54 [5] (0:11.54)	0:34.00 [2] (0:10.99)	0:23.01 [3] (0:11.07)	0:11.94 [3] (0:11.94)
Average Speed [km/h]	49.4	59.3	60.7	63.5	67.0	65.0	60.3
Top Speed [km/h]	58.7	61.7	62.1	65.9	67.9	67.0	62.9
Avg. Dist. to Rail [m]	5.6	2.7	3.7	3.5	5.1	7.4	8.1
Avg. Stride Freq. [Hz]	2.2	2.4	2.4	2.4	2.6	2.5	2.4
Avg. Stride Length [m]	6.3	7.0	6.9	7.0	7.1	7.1	6.8



- [] Ranking at each section and finish
- :-:- No data available at this section
- NA No data available

Horse/Jockey Name	FINAL CHANCE
Finish Rank	7
Fastest Section Time (Section)	0:11.07 (L400)
Top Speed [km/h] (Section)	66.2 (L600)
Race State	Finished



Thomas Farms RC Murray Bridge SA - Professional

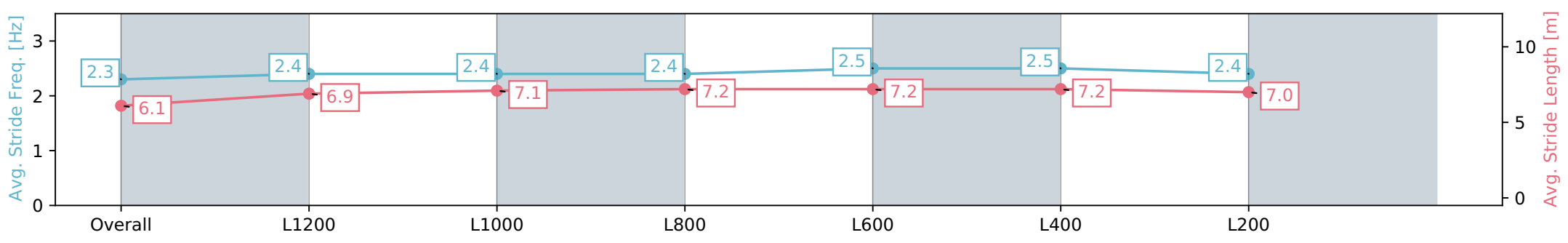
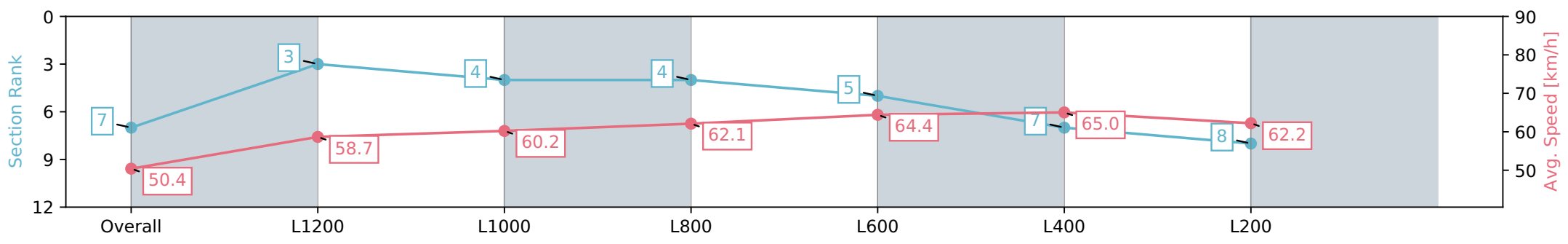
Race 9: Bridge Carpet Court Community Cup - 1400m

09 March 2024 - 1:38PM

Track Rating: Good 4, Weather: Fine, Rail Position: True



Section	Overall	L1200	L1000	L800	L600	L400	L200
Section Times	1:24.46 [7] (0:14.28)	1:10.17 [3] (0:12.28)	0:57.88 [4] (0:12.12)	0:45.76 [4] (0:11.75)	0:34.01 [5] (0:11.36)	0:22.65 [7] (0:11.07)	0:11.58 [8] (0:11.57)
Average Speed [km/h]	50.4	58.7	60.2	62.1	64.4	65.0	62.2
Top Speed [km/h]	59.2	59.4	61.0	63.2	66.2	66.0	64.1
Avg. Dist. to Rail [m]	2.3	1.8	2.6	2.8	4.0	6.6	4.9
Avg. Stride Freq. [Hz]	2.3	2.4	2.4	2.4	2.5	2.5	2.4
Avg. Stride Length [m]	6.1	6.9	7.1	7.2	7.2	7.2	7.0



- [] Ranking at each section and finish
- :-:- No data available at this section
- NA No data available

Horse/Jockey Name	PRETTY RELIABLE
Finish Rank	8
Fastest Section Time (Section)	0:11.01 (L400)
Top Speed [km/h] (Section)	68.3 (L600)
Race State	Finished



Thomas Farms RC Murray Bridge SA - Professional

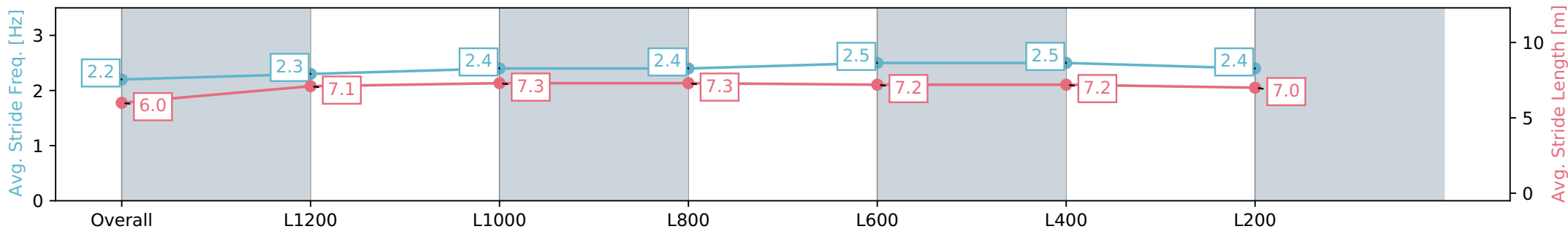
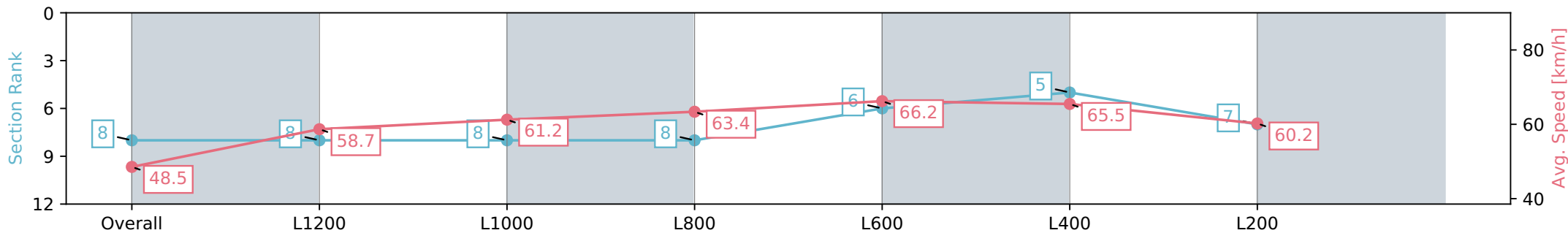
Race 9: Bridge Carpet Court Community Cup - 1400m

09 March 2024 - 1:38PM

Track Rating: Good 4, Weather: Fine, Rail Position: True



Section	Overall	L1200	L1000	L800	L600	L400	L200
Section Times	1:24.71 [8] (0:14.82)	1:09.89 [8] (0:12.31)	0:57.58 [8] (0:11.93)	0:45.65 [8] (0:11.59)	0:34.06 [6] (0:11.09)	0:22.97 [5] (0:11.01)	0:11.96 [7] (0:11.96)
Average Speed [km/h]	48.5	58.7	61.2	63.4	66.2	65.5	60.2
Top Speed [km/h]	59.7	59.7	63.8	65.6	68.3	67.3	62.6
Avg. Dist. to Rail [m]	4.6	2.0	3.1	3.9	5.0	8.9	11.3
Avg. Stride Freq. [Hz]	2.2	2.3	2.4	2.4	2.5	2.5	2.4
Avg. Stride Length [m]	6.0	7.1	7.3	7.3	7.2	7.2	7.0



- [] Ranking at each section and finish
- :-:- No data available at this section
- NA No data available

Horse/Jockey Name	ALLUSION
Finish Rank	9
Fastest Section Time (Section)	0:11.16 (L400)
Top Speed [km/h] (Section)	65.3 (L600)
Race State	Finished



Thomas Farms RC Murray Bridge SA - Professional

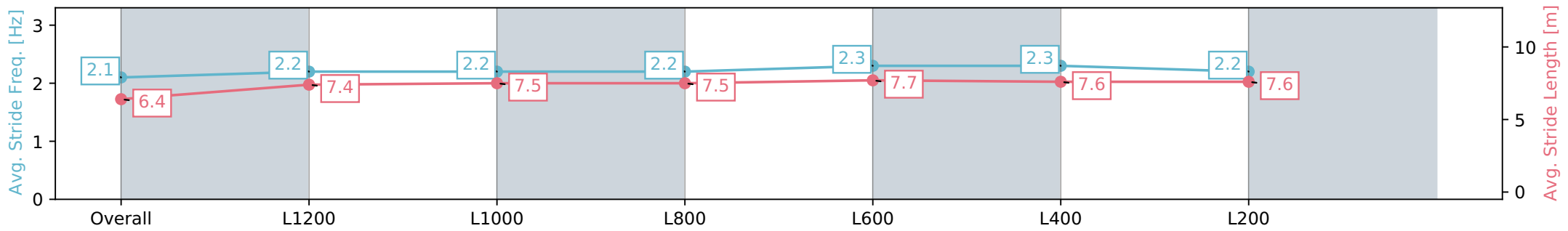
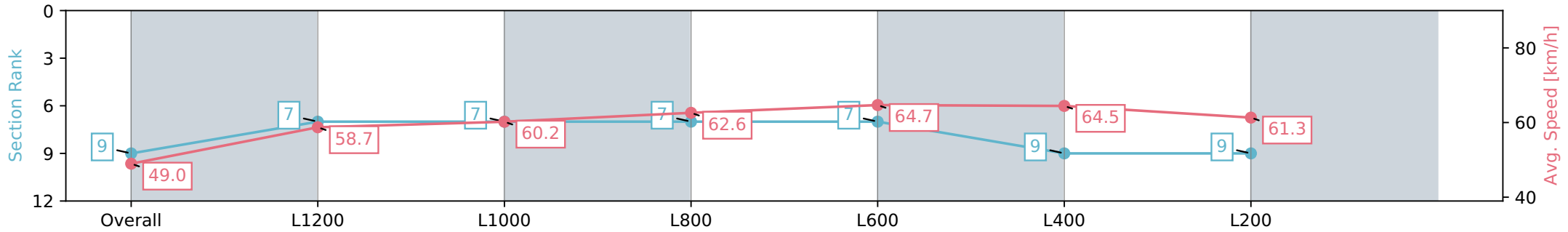
Race 9: Bridge Carpet Court Community Cup - 1400m

09 March 2024 - 1:38PM

Track Rating: Good 4, Weather: Fine, Rail Position: True



Section	Overall	L1200	L1000	L800	L600	L400	L200
Section Times	1:24.90 [9] (0:14.69)	1:10.21 [7] (0:12.27)	0:57.94 [7] (0:12.07)	0:45.87 [7] (0:11.66)	0:34.21 [7] (0:11.30)	0:22.91 [9] (0:11.16)	0:11.75 [9] (0:11.75)
Average Speed [km/h]	49.0	58.7	60.2	62.6	64.7	64.5	61.3
Top Speed [km/h]	59.7	59.9	61.1	63.9	65.3	64.9	63.5
Avg. Dist. to Rail [m]	3.0	1.2	1.9	2.7	3.4	6.4	8.9
Avg. Stride Freq. [Hz]	2.1	2.2	2.2	2.2	2.3	2.3	2.2
Avg. Stride Length [m]	6.4	7.4	7.5	7.5	7.7	7.6	7.6



- [] Ranking at each section and finish
- :-:- No data available at this section
- NA No data available