



Thomas Farms RC Murray Bridge SA

Race 8: Marshall & Brougham Handicap - 1800m

09 March 2024 - 1:03PM



Track Rating: Good 4, Weather: Fine, Rail Position: True

Section								Overall	L1600	L1400	L1200	L1000	L800		
Field Times								1:49.55 (0:14.22)	1:35.33 (0:12.18)	1:23.15 (0:12.43)	1:10.72 (0:12.28)	0:58.44 (0:11.95)	0:46.49 (0:11.72)		
Position	#	Horse/Jockey	Barrier	Top Speed [km/h]	Fastest Section	First 400m								Distance Travelled From Winner [m]	
1	3	TRUMPSTA Caitlin Jones	3	64.6 600-400	0:11.34 400-200	0:26.75	1:49.55 (0:14.64)	1:34.91 [2] (0:12.11)	1:22.80 [3] (0:12.37)	1:10.43 [3] (0:12.24)	0:58.19 [3] (0:11.93)	0:46.26 [2] (0:11.66)			
2	2	LAKE'S FOLLY Jaylah Kennedy	2	65.0 400-200	0:11.16 400-200	0:26.92	1:49.62 (0:14.78)	1:34.84 [4] (0:12.14)	1:22.70 [4] (0:12.37)	1:10.33 [4] (0:12.25)	0:58.08 [5] (0:11.96)	0:46.12 [4] (0:11.65)	+3		
3	12	APPLIED Ben Price	12	65.7 400-200	0:11.14 400-200	0:27.33	1:49.66 (0:15.18)	1:34.48 [6] (0:12.15)	1:22.33 [7] (0:12.30)	1:10.03 [7] (0:12.40)	0:57.63 [7] (0:12.10)	0:45.53 [7] (0:11.44)	-3		
4	6	CROWN HARMONIUM Sheridan Clarke	6	65.8 400-200	0:11.24 400-200	0:27.28	1:49.97 (0:15.19)	1:34.78 [7] (0:12.10)	1:22.68 [6] (0:12.25)	1:10.43 [6] (0:12.30)	0:58.13 [6] (0:12.05)	0:46.08 [6] (0:11.47)	+0		
5	8	VICTORY BANDIT Teagan Voorham	8	64.6 600-400	0:11.43 600-400	0:27.01	1:50.79 (0:14.90)	1:35.89 [5] (0:12.11)	1:23.78 [5] (0:12.28)	1:11.49 [5] (0:12.19)	0:59.30 [4] (0:12.04)	0:47.26 [5] (0:11.62)	+6		
6	5	SPLASH SOME CASH Samuel Payne	5	62.6 800-600	0:11.72 800-600	0:26.40	1:50.94 (0:14.21)	1:36.73 [1] (0:12.19)	1:24.54 [1] (0:12.42)	1:12.12 [1] (0:12.28)	0:59.83 [1] (0:11.94)	0:47.89 [1] (0:11.72)	-4		
7	10	RUE BUNGAN Rochelle Milnes	10	64.2 600-400	0:11.54 600-400	0:26.73	1:51.58 (0:14.66)	1:36.92 [3] (0:12.07)	1:24.85 [2] (0:12.35)	1:12.50 [2] (0:12.21)	1:00.29 [2] (0:12.07)	0:48.22 [3] (0:11.68)	+2		

Scratched: Exalted Fire (#1), West Cliff (#4), Salute The Stars (#7), The Ice Cutter (#9), Armament (#11)



Thomas Farms RC Murray Bridge SA

Race 8: Marshall & Brougham Handicap - 1800m

09 March 2024 - 1:03PM



Track Rating: Good 4, Weather: Fine, Rail Position: True

Section				L600	L400	L200							
Field Times				0:34.77 (0:11.63)	0:23.14 (0:11.34)	0:11.81 (0:11.81)							
Position	#	Horse/Jockey	Barrier	Top Speed [km/h]	Fastest Section	First 400m				Margin	Distance Travelled From Winner [m]		
1	3	TRUMPSTA Caitlin Jones	3	64.6 600-400	0:11.34 400-200	0:26.75	0:34.60 [2] (0:11.45)	0:23.15 [1] (0:11.34)	0:11.81 [1] (0:11.81)	1:49.55			
2	2	LAKE'S FOLLY Jaylah Kennedy	2	65.0 400-200	0:11.16 400-200	0:26.92	0:34.47 [5] (0:11.61)	0:22.86 [5] (0:11.16)	0:11.70 [2] (0:11.70)	0.4L	+3		
3	12	APPLIED Ben Price	12	65.7 400-200	0:11.14 400-200	0:27.33	0:34.09 [7] (0:11.24)	0:22.85 [7] (0:11.14)	0:11.71 [3] (0:11.71)	0.7L	-3		
4	6	CROWN HARMONIUM Sheridan Clarke	6	65.8 400-200	0:11.24 400-200	0:27.28	0:34.61 [6] (0:11.42)	0:23.19 [6] (0:11.24)	0:11.95 [4] (0:11.95)	2.6L	+0		
5	8	VICTORY BANDIT Teagan Voorham	8	64.6 600-400	0:11.43 600-400	0:27.01	0:35.64 [4] (0:11.43)	0:24.21 [4] (0:11.64)	0:12.57 [5] (0:12.56)	7.8L	+6		
6	5	SPLASH SOME CASH Samuel Payne	5	62.6 800-600	0:11.72 800-600	0:26.40	0:36.17 [1] (0:11.74)	0:24.43 [2] (0:11.73)	0:12.70 [6] (0:12.70)	8.7L	-4		
7	10	RUE BUNGAN Rochelle Milnes	10	64.2 600-400	0:11.54 600-400	0:26.73	0:36.54 [3] (0:11.54)	0:25.00 [3] (0:11.97)	0:13.03 [7] (0:13.03)	12.7L	+2		

Scratched: Exalted Fire (#1), West Cliff (#4), Salute The Stars (#7), The Ice Cutter (#9), Armament (#11)

- [] Position in running at each section and finish
- # Saddle cloth number
- :--:- No data available at this section
- Background shading for fastest section
- NA No data available

Horse/Jockey Name	TRUMPSTA
Finish Rank	1
Fastest Section Time (Section)	0:11.34 (L400)
Top Speed [km/h] (Section)	64.6 (L600)
Race State	Finished



Thomas Farms RC Murray Bridge SA - Professional

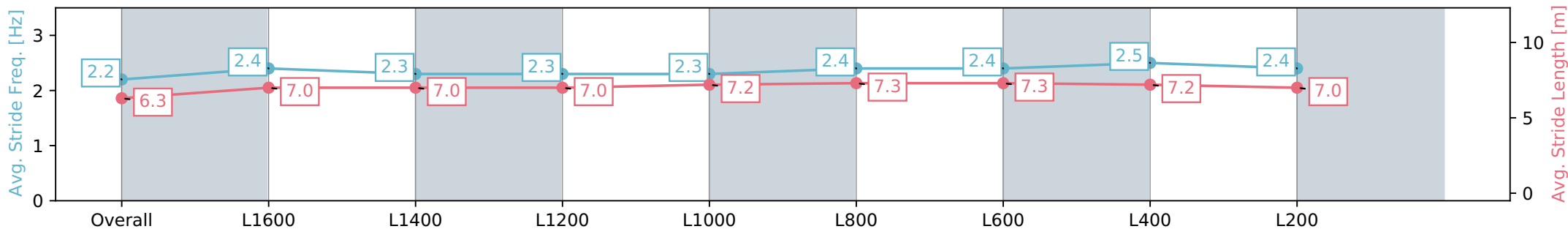
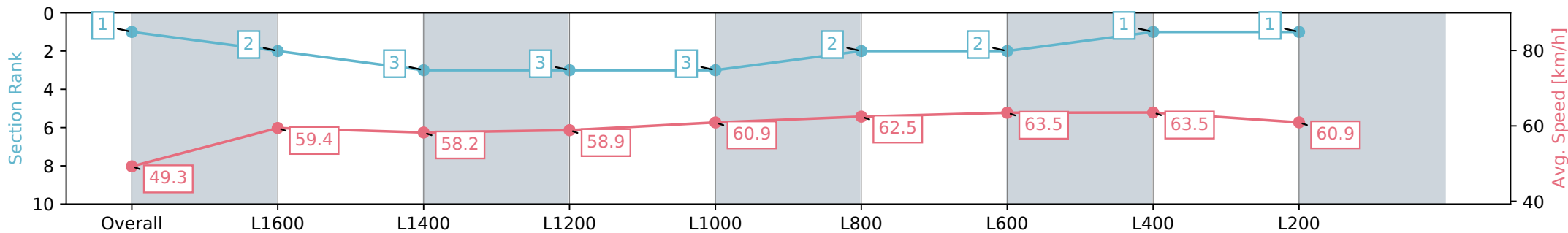
Race 8: Marshall & Brougham Handicap - 1800m

09 March 2024 - 1:03PM

Track Rating: Good 4, Weather: Fine, Rail Position: True



Section	Overall	L1600	L1400	L1200	L1000	L800	L600	L400	L200
Section Times	1:49.55 [1] (0:14.64)	1:34.91 [2] (0:12.11)	1:22.80 [3] (0:12.37)	1:10.43 [3] (0:12.24)	0:58.19 [3] (0:11.93)	0:46.26 [2] (0:11.66)	0:34.60 [2] (0:11.45)	0:23.15 [1] (0:11.34)	0:11.81 [1] (0:11.81)
Average Speed [km/h]	49.3	59.4	58.2	58.9	60.9	62.5	63.5	63.5	60.9
Top Speed [km/h]	57.7	60.4	59.1	59.6	62.7	63.0	64.6	64.5	62.9
Avg. Dist. to Rail [m]	3.4	1.2	0.7	1.1	2.0	2.1	2.6	5.0	5.2
Avg. Stride Freq. [Hz]	2.2	2.4	2.3	2.3	2.3	2.4	2.4	2.5	2.4
Avg. Stride Length [m]	6.3	7.0	7.0	7.0	7.2	7.3	7.3	7.2	7.0



- [] Ranking at each section and finish
- :-:- No data available at this section
- NA No data available

Horse/Jockey Name	LAKE'S FOLLY
Finish Rank	2
Fastest Section Time (Section)	0:11.16 (L400)
Top Speed [km/h] (Section)	65.0 (L400)
Race State	Finished



Thomas Farms RC Murray Bridge SA - Professional

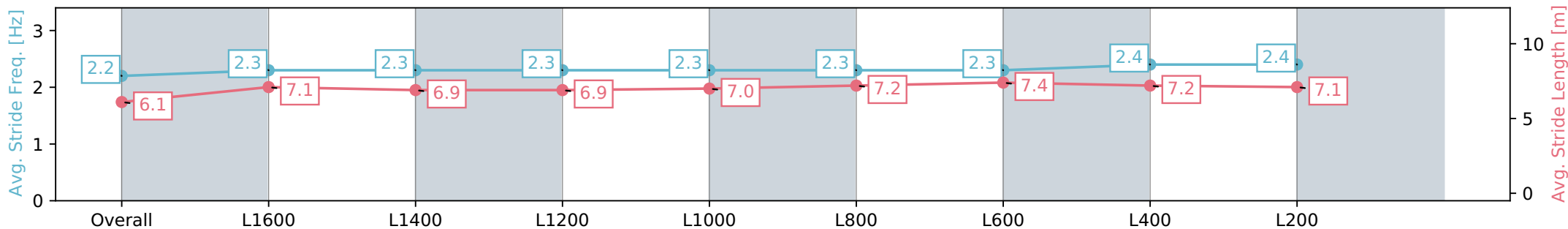
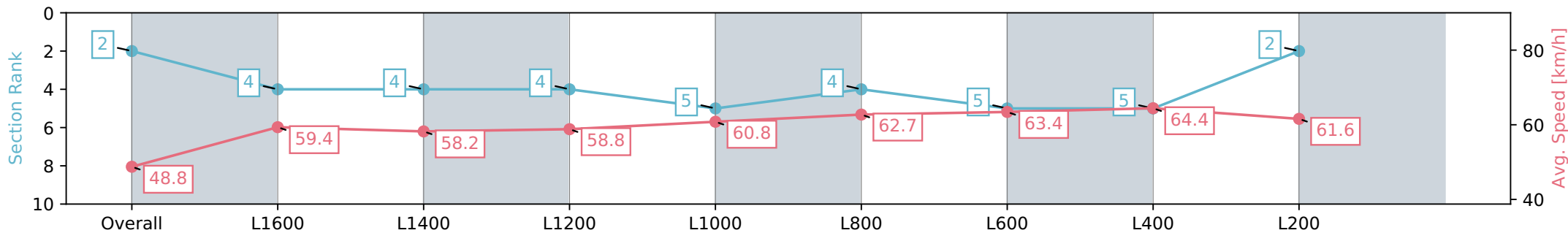
Race 8: Marshall & Brougham Handicap - 1800m

09 March 2024 - 1:03PM

Track Rating: Good 4, Weather: Fine, Rail Position: True



Section	Overall	L1600	L1400	L1200	L1000	L800	L600	L400	L200
Section Times	1:49.62 [2] (0:14.78)	1:34.84 [4] (0:12.14)	1:22.70 [4] (0:12.37)	1:10.33 [4] (0:12.25)	0:58.08 [5] (0:11.96)	0:46.12 [4] (0:11.65)	0:34.47 [5] (0:11.61)	0:22.86 [5] (0:11.16)	0:11.70 [2] (0:11.70)
Average Speed [km/h]	48.8	59.4	58.2	58.8	60.8	62.7	63.4	64.4	61.6
Top Speed [km/h]	57.3	60.6	60.0	59.9	63.5	63.4	64.8	65.0	63.5
Avg. Dist. to Rail [m]	2.6	1.9	0.6	0.7	2.1	2.9	5.3	9.5	9.5
Avg. Stride Freq. [Hz]	2.2	2.3	2.3	2.3	2.3	2.3	2.3	2.4	2.4
Avg. Stride Length [m]	6.1	7.1	6.9	6.9	7.0	7.2	7.4	7.2	7.1



- [] Ranking at each section and finish
- :-:- No data available at this section
- NA No data available

Horse/Jockey Name	APPLIED
Finish Rank	3
Fastest Section Time (Section)	0:11.14 (L400)
Top Speed [km/h] (Section)	65.7 (L400)
Race State	Finished



Thomas Farms RC Murray Bridge SA - Professional

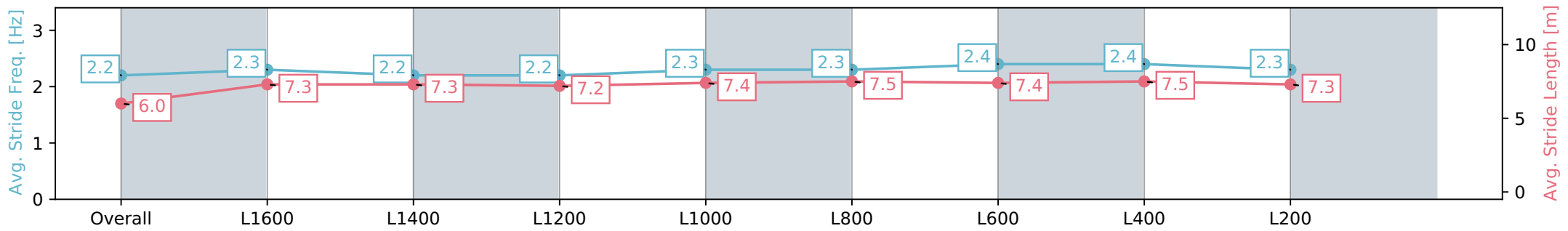
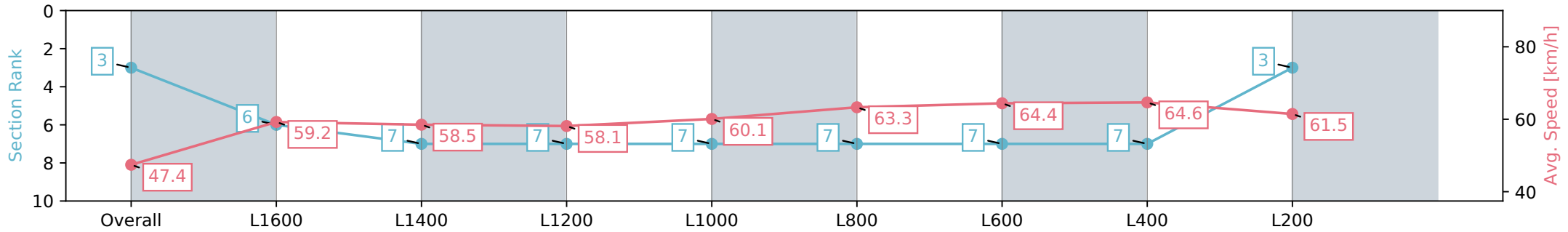
Race 8: Marshall & Brougham Handicap - 1800m

09 March 2024 - 1:03PM

Track Rating: Good 4, Weather: Fine, Rail Position: True



Section	Overall	L1600	L1400	L1200	L1000	L800	L600	L400	L200
Section Times	1:49.66 [3] (0:15.18)	1:34.48 [6] (0:12.15)	1:22.33 [7] (0:12.30)	1:10.03 [7] (0:12.40)	0:57.63 [7] (0:12.10)	0:45.53 [7] (0:11.44)	0:34.09 [7] (0:11.24)	0:22.85 [7] (0:11.14)	0:11.71 [3] (0:11.71)
Average Speed [km/h]	47.4	59.2	58.5	58.1	60.1	63.3	64.4	64.6	61.5
Top Speed [km/h]	56.3	60.6	60.1	60.1	63.2	63.8	65.3	65.7	63.5
Avg. Dist. to Rail [m]	0.7	0.8	0.2	0.7	1.7	1.1	1.9	6.8	7.3
Avg. Stride Freq. [Hz]	2.2	2.3	2.2	2.2	2.3	2.3	2.4	2.4	2.3
Avg. Stride Length [m]	6.0	7.3	7.3	7.2	7.4	7.5	7.4	7.5	7.3



- [] Ranking at each section and finish
- :-:- No data available at this section
- NA No data available

Horse/Jockey Name	CROWN HARMONIUM
Finish Rank	4
Fastest Section Time (Section)	0:11.24 (L400)
Top Speed [km/h] (Section)	65.8 (L400)
Race State	Finished



Thomas Farms RC Murray Bridge SA - Professional

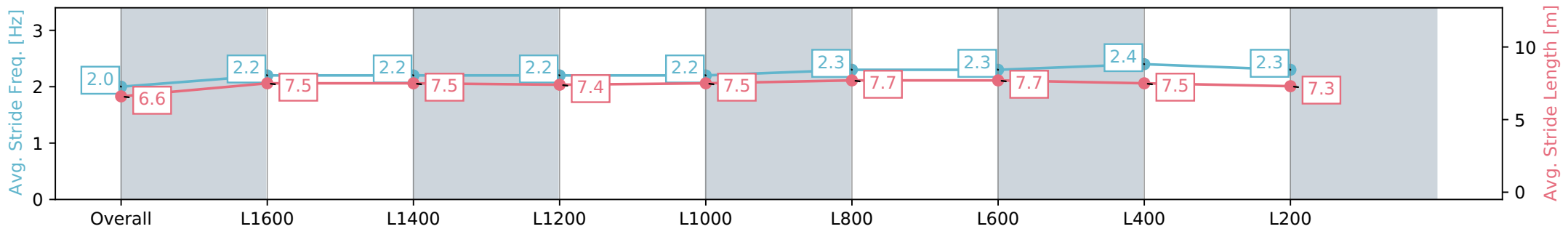
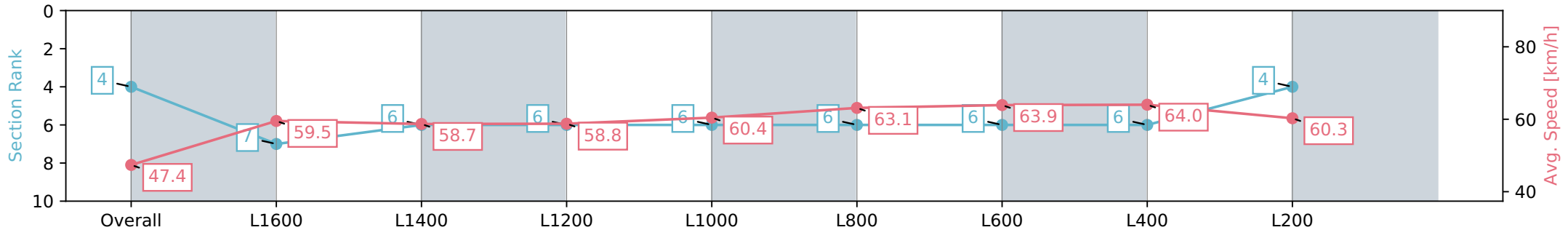
Race 8: Marshall & Brougham Handicap - 1800m

09 March 2024 - 1:03PM

Track Rating: Good 4, Weather: Fine, Rail Position: True



Section	Overall	L1600	L1400	L1200	L1000	L800	L600	L400	L200
Section Times	1:49.97 [4] (0:15.19)	1:34.78 [7] (0:12.10)	1:22.68 [6] (0:12.25)	1:10.43 [6] (0:12.30)	0:58.13 [6] (0:12.05)	0:46.08 [6] (0:11.47)	0:34.61 [6] (0:11.42)	0:23.19 [6] (0:11.24)	0:11.95 [4] (0:11.95)
Average Speed [km/h]	47.4	59.5	58.7	58.8	60.4	63.1	63.9	64.0	60.3
Top Speed [km/h]	56.5	60.5	60.6	60.5	63.0	64.0	65.4	65.8	62.7
Avg. Dist. to Rail [m]	2.0	1.7	1.3	1.9	2.3	1.5	3.6	8.7	9.6
Avg. Stride Freq. [Hz]	2.0	2.2	2.2	2.2	2.2	2.3	2.3	2.4	2.3
Avg. Stride Length [m]	6.6	7.5	7.5	7.4	7.5	7.7	7.7	7.5	7.3



- [] Ranking at each section and finish
- :-:- No data available at this section
- NA No data available

Horse/Jockey Name	VICTORY BANDIT
Finish Rank	5
Fastest Section Time (Section)	0:11.43 (L600)
Top Speed [km/h] (Section)	64.6 (L600)
Race State	Finished



Thomas Farms RC Murray Bridge SA - Professional

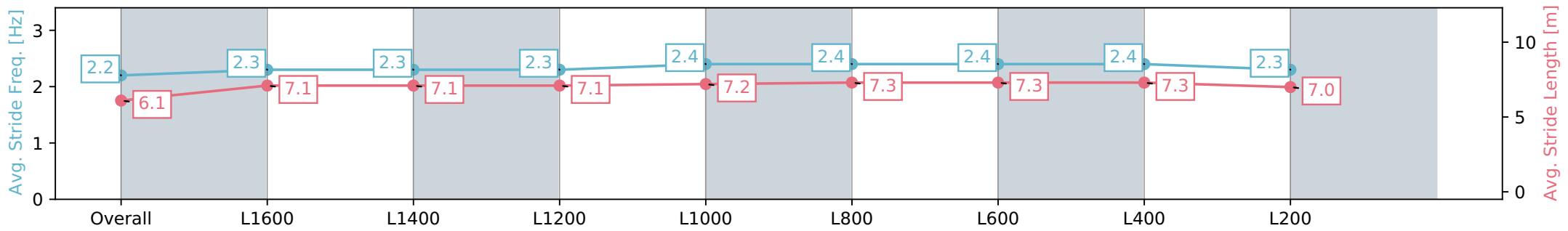
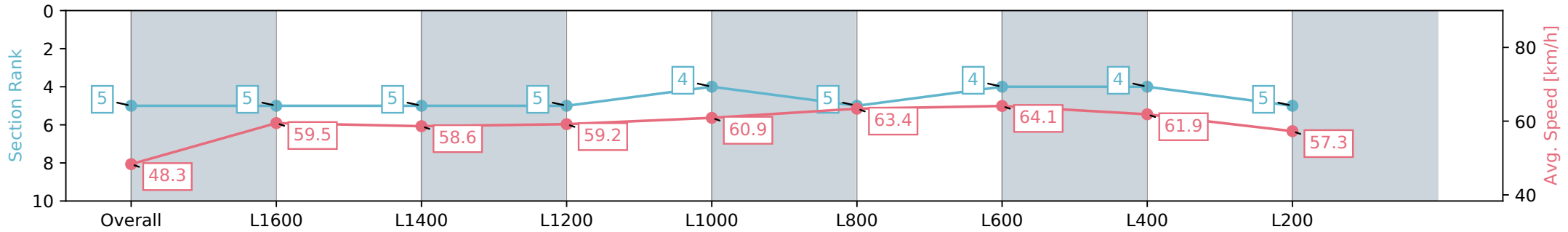
Race 8: Marshall & Brougham Handicap - 1800m

09 March 2024 - 1:03PM

Track Rating: Good 4, Weather: Fine, Rail Position: True



Section	Overall	L1600	L1400	L1200	L1000	L800	L600	L400	L200
Section Times	1:50.79 [5] (0:14.90)	1:35.89 [5] (0:12.11)	1:23.78 [5] (0:12.28)	1:11.49 [5] (0:12.19)	0:59.30 [4] (0:12.04)	0:47.26 [5] (0:11.62)	0:35.64 [4] (0:11.43)	0:24.21 [4] (0:11.64)	0:12.57 [5] (0:12.56)
Average Speed [km/h]	48.3	59.5	58.6	59.2	60.9	63.4	64.1	61.9	57.3
Top Speed [km/h]	57.1	60.6	59.9	60.2	62.9	64.4	64.6	64.0	59.6
Avg. Dist. to Rail [m]	3.8	2.8	1.7	2.0	3.5	4.7	4.0	6.4	6.7
Avg. Stride Freq. [Hz]	2.2	2.3	2.3	2.3	2.4	2.4	2.4	2.4	2.3
Avg. Stride Length [m]	6.1	7.1	7.1	7.1	7.2	7.3	7.3	7.3	7.0



- [] Ranking at each section and finish
- :-:- No data available at this section
- NA No data available

Horse/Jockey Name	SPLASH SOME CASH
Finish Rank	6
Fastest Section Time (Section)	0:11.72 (L800)
Top Speed [km/h] (Section)	62.6 (L800)
Race State	Finished



Thomas Farms RC Murray Bridge SA - Professional

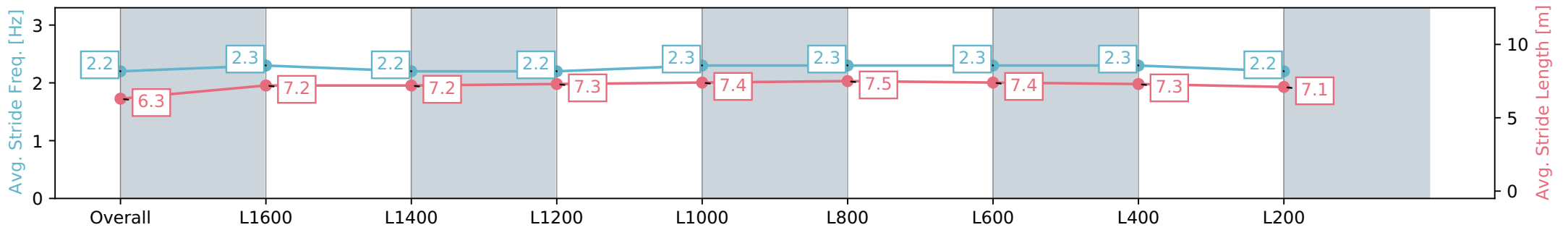
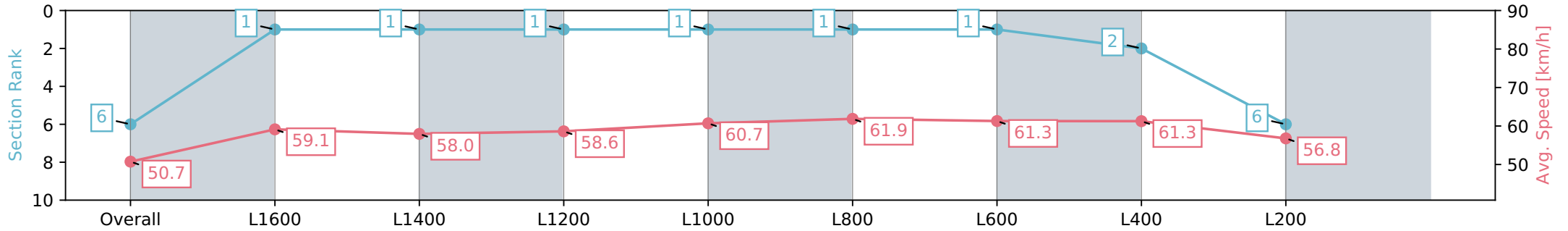
Race 8: Marshall & Brougham Handicap - 1800m

09 March 2024 - 1:03PM

Track Rating: Good 4, Weather: Fine, Rail Position: True



Section	Overall	L1600	L1400	L1200	L1000	L800	L600	L400	L200
Section Times	1:50.94 [6] (0:14.21)	1:36.73 [1] (0:12.19)	1:24.54 [1] (0:12.42)	1:12.12 [1] (0:12.28)	0:59.83 [1] (0:11.94)	0:47.89 [1] (0:11.72)	0:36.17 [1] (0:11.74)	0:24.43 [2] (0:11.73)	0:12.70 [6] (0:12.70)
Average Speed [km/h]	50.7	59.1	58.0	58.6	60.7	61.9	61.3	61.3	56.8
Top Speed [km/h]	58.2	59.9	58.8	59.0	62.1	62.6	62.4	62.5	59.3
Avg. Dist. to Rail [m]	3.8	0.7	0.1	0.8	1.3	0.9	0.6	2.0	3.1
Avg. Stride Freq. [Hz]	2.2	2.3	2.2	2.2	2.3	2.3	2.3	2.3	2.2
Avg. Stride Length [m]	6.3	7.2	7.2	7.3	7.4	7.5	7.4	7.3	7.1



- [] Ranking at each section and finish
- :-:- No data available at this section
- NA No data available

Horse/Jockey Name	RUE BUNGAN
Finish Rank	7
Fastest Section Time (Section)	0:11.54 (L600)
Top Speed [km/h] (Section)	64.2 (L600)
Race State	Finished



Thomas Farms RC Murray Bridge SA - Professional

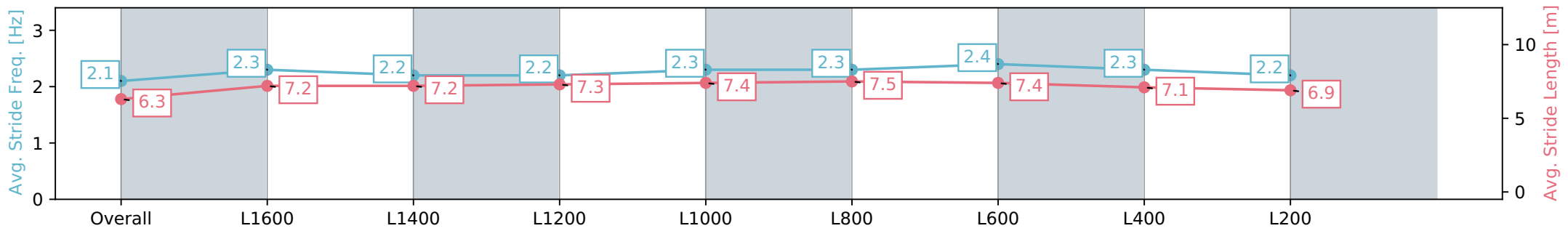
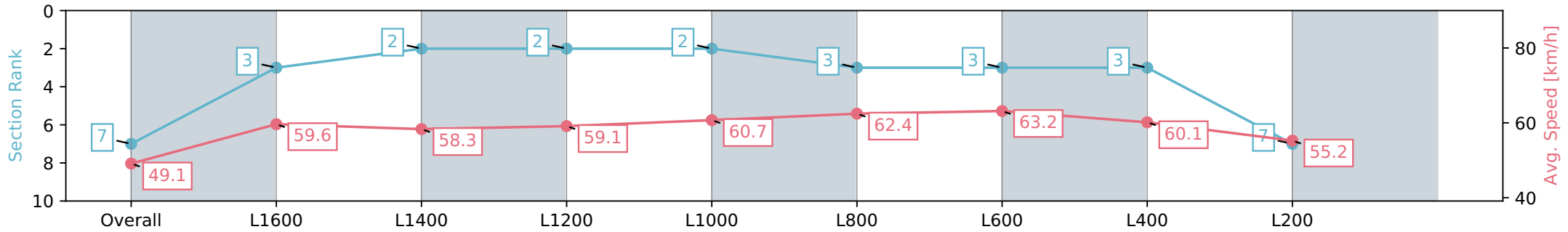
Race 8: Marshall & Brougham Handicap - 1800m

09 March 2024 - 1:03PM

Track Rating: Good 4, Weather: Fine, Rail Position: True



Section	Overall	L1600	L1400	L1200	L1000	L800	L600	L400	L200
Section Times	1:51.58 [7] (0:14.66)	1:36.92 [3] (0:12.07)	1:24.85 [2] (0:12.35)	1:12.50 [2] (0:12.21)	1:00.29 [2] (0:12.07)	0:48.22 [3] (0:11.68)	0:36.54 [3] (0:11.54)	0:25.00 [3] (0:11.97)	0:13.03 [7] (0:13.03)
Average Speed [km/h]	49.1	59.6	58.3	59.1	60.7	62.4	63.2	60.1	55.2
Top Speed [km/h]	58.2	60.1	59.0	59.5	62.7	63.6	64.2	62.6	57.6
Avg. Dist. to Rail [m]	5.3	2.7	1.9	2.6	3.4	2.7	2.8	4.4	5.4
Avg. Stride Freq. [Hz]	2.1	2.3	2.2	2.2	2.3	2.3	2.4	2.3	2.2
Avg. Stride Length [m]	6.3	7.2	7.2	7.3	7.4	7.5	7.4	7.1	6.9



[] Ranking at each section and finish
 -:-:- No data available at this section
 NA No data available