



RACING SA

Thomas Farms RC Murray Bridge SA
Race 7: Beyond Ink Handicap - 1000m
09 March 2024 - 12:28PM



Track Rating: Good 4, Weather: Fine, Rail Position: True

Table with columns: Section, Field Times, Position, #, Horse/Jockey, Barrier, Top Speed [km/h], Fastest Section, First 400m, Overall, L800, L600, L400, L200, Margin, Distance Travelled From Winner [m]. Rows include horses like LUNAR HERO, LITTLE BIT CHAI, CLARENCE, MY RUBY, LITTLE RICH BOY, EL SALTO, and TWO TIMES TWICE.

Scratched: Left Turn Clyde (#4), Storyteller (#7), Annie's Rose (#9)

- [] Position in running at each section and finish
Saddle cloth number
-:-:- No data available at this section
NA No data available

Horse/Jockey Name	LUNAR HERO
Finish Rank	1
Fastest Section Time (Section)	0:10.56 (L400)
Top Speed [km/h] (Section)	69.7 (L800)
Race State	Finished



Thomas Farms RC Murray Bridge SA - Professional

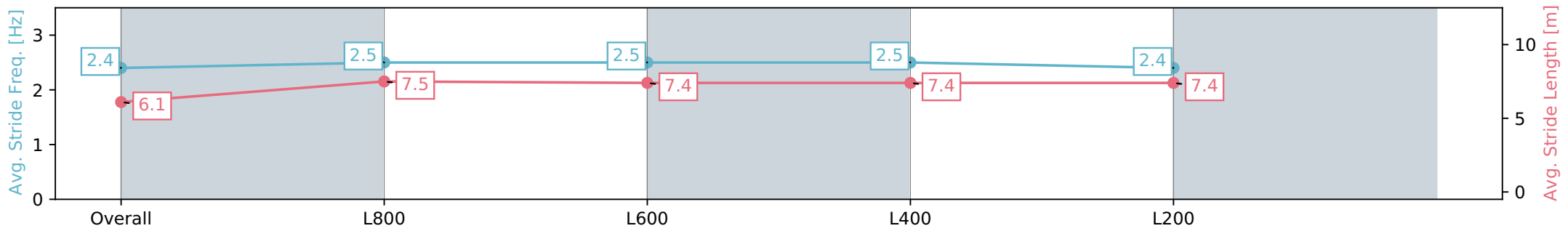
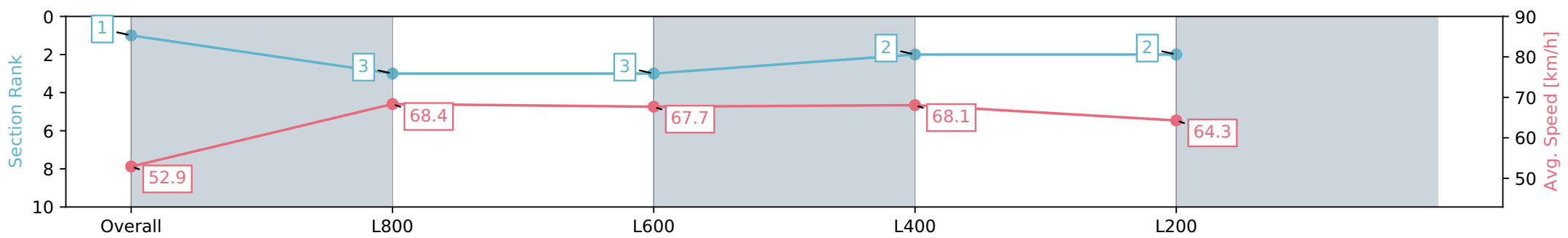
Race 7: Beyond Ink Handicap - 1000m

09 March 2024 - 12:28PM

Track Rating: Good 4, Weather: Fine, Rail Position: True



Section	Overall	L1000	L800	L600	L400
Section Times	0:56.71 [1] (0:13.62)	0:43.09 [3] (0:10.65)	0:32.44 [3] (0:10.68)	0:21.76 [2] (0:10.56)	0:11.20 [2] (0:11.20)
Average Speed [km/h]	52.9	68.4	67.7	68.1	64.3
Top Speed [km/h]	69.5	69.7	68.8	69.7	66.1
Avg. Dist. to Rail [m]	4.4	3.9	1.3	4.9	6.0
Avg. Stride Freq. [Hz]	2.4	2.5	2.5	2.5	2.4
Avg. Stride Length [m]	6.1	7.5	7.4	7.4	7.4



[] Ranking at each section and finish
 -:-:- No data available at this section
 NA No data available

Horse/Jockey Name	LITTLE BIT CHAI
Finish Rank	2
Fastest Section Time (Section)	0:10.55 (L800)
Top Speed [km/h] (Section)	69.7 (L800)
Race State	Finished



Thomas Farms RC Murray Bridge SA - Professional

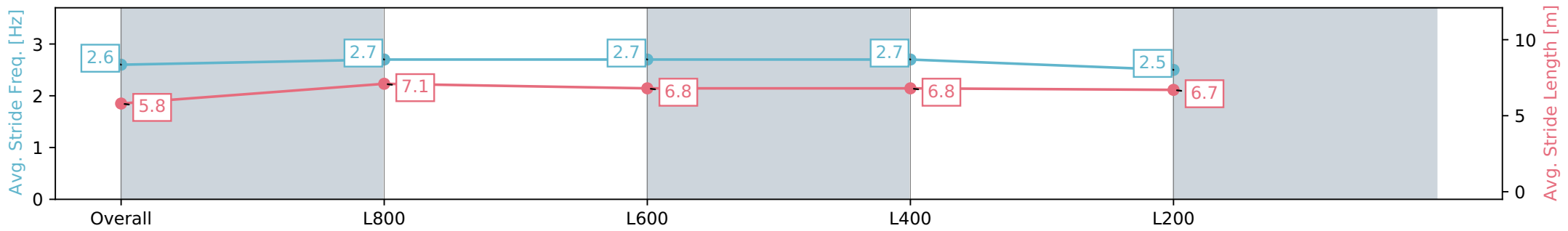
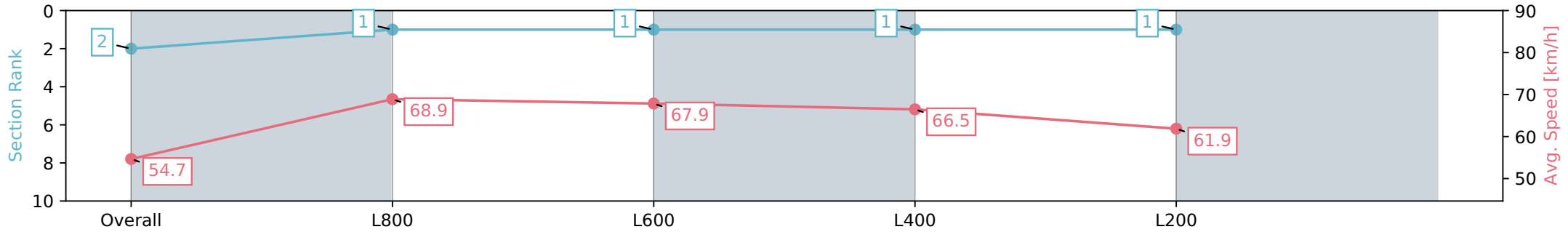
Race 7: Beyond Ink Handicap - 1000m

09 March 2024 - 12:28PM

Track Rating: Good 4, Weather: Fine, Rail Position: True



Section	Overall	L1000	L800	L600	L400
Section Times	0:56.76 [2] (0:13.18)	0:43.58 [1] (0:10.55)	0:33.03 [1] (0:10.56)	0:22.47 [1] (0:10.83)	0:11.64 [1] (0:11.64)
Average Speed [km/h]	54.7	68.9	67.9	66.5	61.9
Top Speed [km/h]	68.5	69.7	68.8	68.3	63.8
Avg. Dist. to Rail [m]	1.7	3.1	1.1	1.9	3.2
Avg. Stride Freq. [Hz]	2.6	2.7	2.7	2.7	2.5
Avg. Stride Length [m]	5.8	7.1	6.8	6.8	6.7



[] Ranking at each section and finish
 -:-:- No data available at this section
 NA No data available

Horse/Jockey Name	CLARENCE
Finish Rank	3
Fastest Section Time (Section)	0:10.46 (L400)
Top Speed [km/h] (Section)	71.6 (L400)
Race State	Finished



Thomas Farms RC Murray Bridge SA - Professional

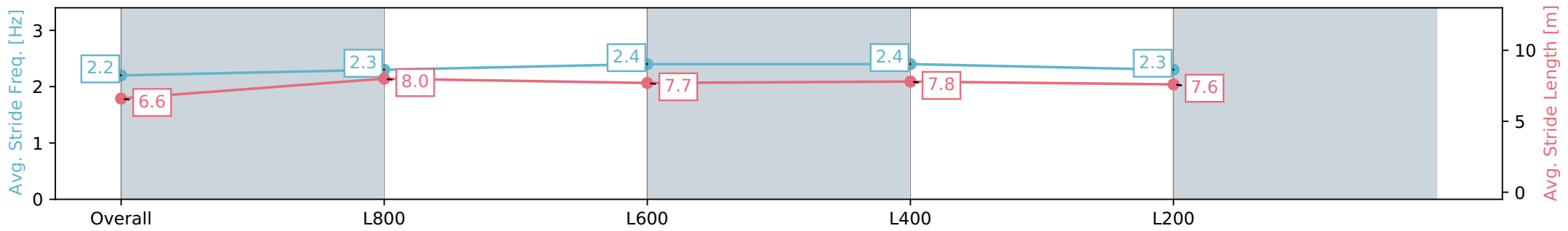
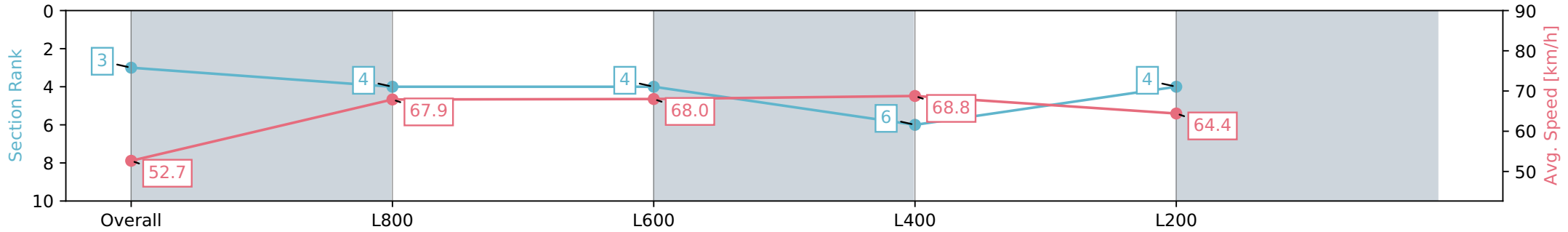
Race 7: Beyond Ink Handicap - 1000m

09 March 2024 - 12:28PM

Track Rating: Good 4, Weather: Fine, Rail Position: True



Section	Overall	L1000	L800	L600	L400
Section Times	0:56.83 [3] (0:13.69)	0:43.14 [4] (0:10.71)	0:32.43 [4] (0:10.79)	0:21.64 [6] (0:10.46)	0:11.18 [4] (0:11.18)
Average Speed [km/h]	52.7	67.9	68.0	68.8	64.4
Top Speed [km/h]	69.7	69.9	70.0	71.6	66.9
Avg. Dist. to Rail [m]	3.5	3.6	4.5	8.2	7.2
Avg. Stride Freq. [Hz]	2.2	2.3	2.4	2.4	2.3
Avg. Stride Length [m]	6.6	8.0	7.7	7.8	7.6



- [] Ranking at each section and finish
- :-:- No data available at this section
- NA No data available

Horse/Jockey Name	MY RUBY
Finish Rank	4
Fastest Section Time (Section)	0:10.51 (L400)
Top Speed [km/h] (Section)	70.1 (L400)
Race State	Finished



Thomas Farms RC Murray Bridge SA - Professional

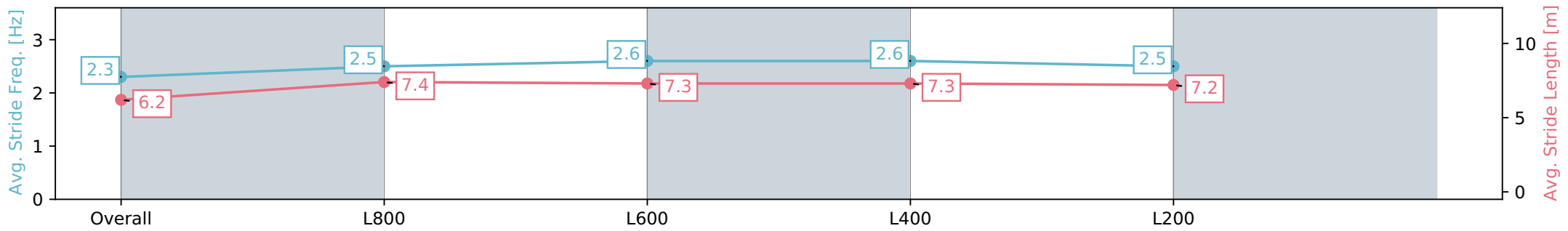
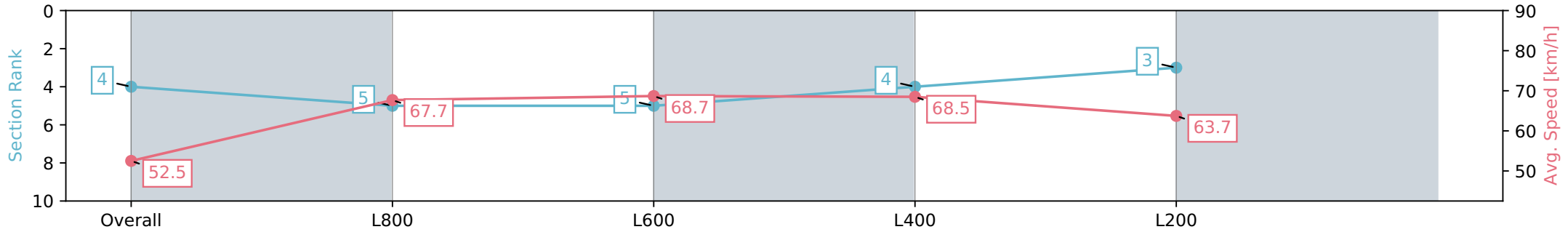
Race 7: Beyond Ink Handicap - 1000m

09 March 2024 - 12:28PM

Track Rating: Good 4, Weather: Fine, Rail Position: True



Section	Overall	L1000	L800	L600	L400
Section Times	0:56.86 [4] (0:13.71)	0:43.15 [5] (0:10.74)	0:32.41 [5] (0:10.60)	0:21.81 [4] (0:10.51)	0:11.30 [3] (0:11.30)
Average Speed [km/h]	52.5	67.7	68.7	68.5	63.7
Top Speed [km/h]	68.7	68.9	69.9	70.1	66.4
Avg. Dist. to Rail [m]	2.3	3.0	2.7	4.1	4.6
Avg. Stride Freq. [Hz]	2.3	2.5	2.6	2.6	2.5
Avg. Stride Length [m]	6.2	7.4	7.3	7.3	7.2



- [] Ranking at each section and finish
- :-:- No data available at this section
- NA No data available

Horse/Jockey Name	LITTLE RICH BOY
Finish Rank	5
Fastest Section Time (Section)	0:10.76 (L800)
Top Speed [km/h] (Section)	69.5 (L600)
Race State	Finished



Thomas Farms RC Murray Bridge SA - Professional

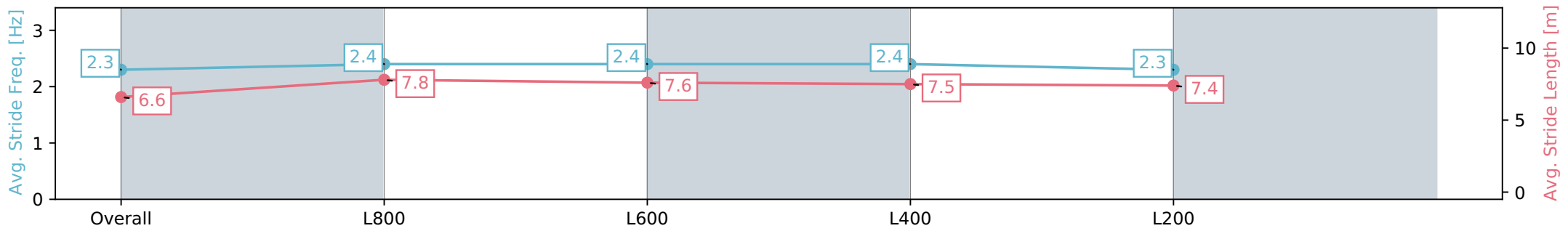
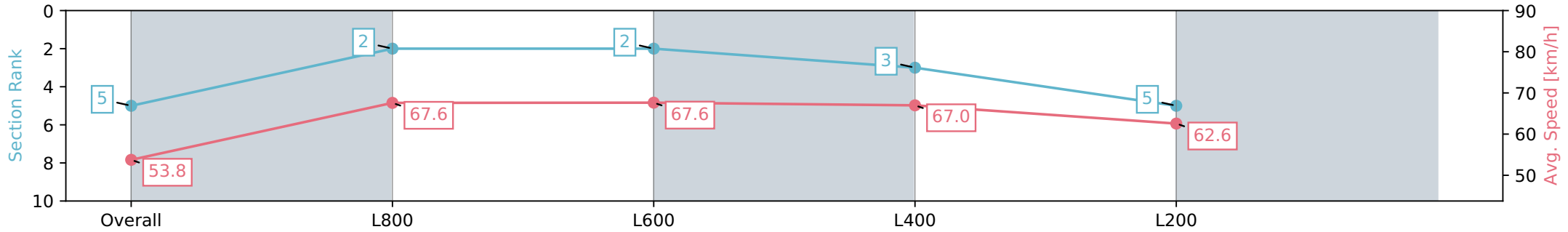
Race 7: Beyond Ink Handicap - 1000m

09 March 2024 - 12:28PM

Track Rating: Good 4, Weather: Fine, Rail Position: True



Section	Overall	L1000	L800	L600	L400
Section Times	0:57.24 [5] (0:13.42)	0:43.82 [2] (0:10.76)	0:33.06 [2] (0:10.79)	0:22.27 [3] (0:10.76)	0:11.51 [5] (0:11.51)
Average Speed [km/h]	53.8	67.6	67.6	67.0	62.6
Top Speed [km/h]	67.6	68.6	69.5	68.6	64.8
Avg. Dist. to Rail [m]	3.2	3.9	3.6	7.4	7.9
Avg. Stride Freq. [Hz]	2.3	2.4	2.4	2.4	2.3
Avg. Stride Length [m]	6.6	7.8	7.6	7.5	7.4



- [] Ranking at each section and finish
- :-:- No data available at this section
- NA No data available

Horse/Jockey Name	EL SALTO
Finish Rank	6
Fastest Section Time (Section)	0:10.35 (L800)
Top Speed [km/h] (Section)	72.8 (L800)
Race State	Finished



Thomas Farms RC Murray Bridge SA - Professional

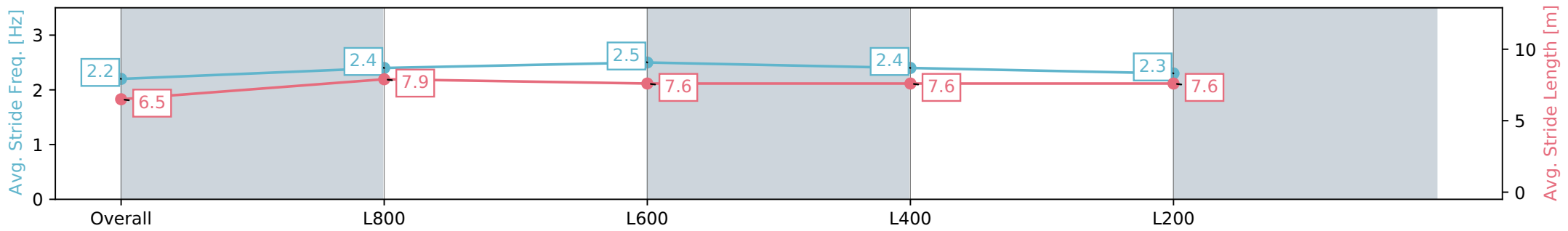
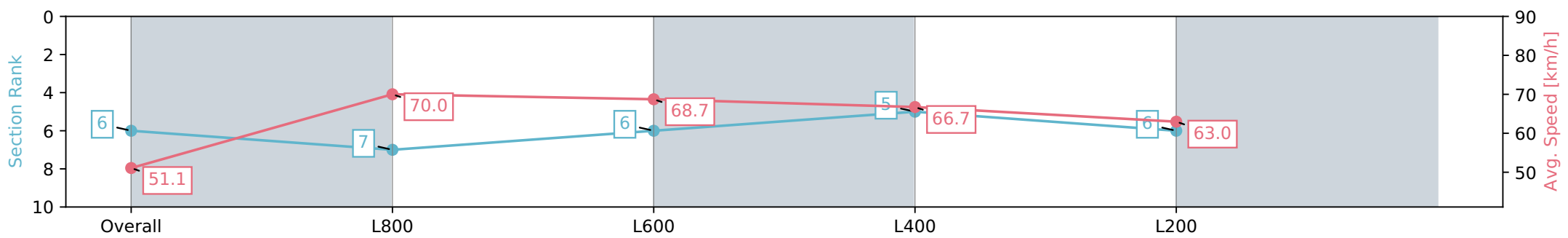
Race 7: Beyond Ink Handicap - 1000m

09 March 2024 - 12:28PM

Track Rating: Good 4, Weather: Fine, Rail Position: True



Section	Overall	L1000	L800	L600	L400
Section Times	0:57.34 [6] (0:14.13)	0:43.21 [7] (0:10.35)	0:32.86 [6] (0:10.63)	0:22.23 [5] (0:10.79)	0:11.44 [6] (0:11.44)
Average Speed [km/h]	51.1	70.0	68.7	66.7	63.0
Top Speed [km/h]	69.9	72.8	70.8	70.0	66.2
Avg. Dist. to Rail [m]	5.0	3.5	3.3	7.5	7.7
Avg. Stride Freq. [Hz]	2.2	2.4	2.5	2.4	2.3
Avg. Stride Length [m]	6.5	7.9	7.6	7.6	7.6



Report Created: Sat 09 March 2024 13:14:23 GMT+11 (Note: Timing is based on positional data)

- [] Ranking at each section and finish
- :-:- No data available at this section
- NA No data available



Horse/Jockey Name	TWO TIMES TWICE
Finish Rank	7
Fastest Section Time (Section)	0:10.57 (L800)
Top Speed [km/h] (Section)	71.7 (L800)
Race State	Finished



Thomas Farms RC Murray Bridge SA - Professional

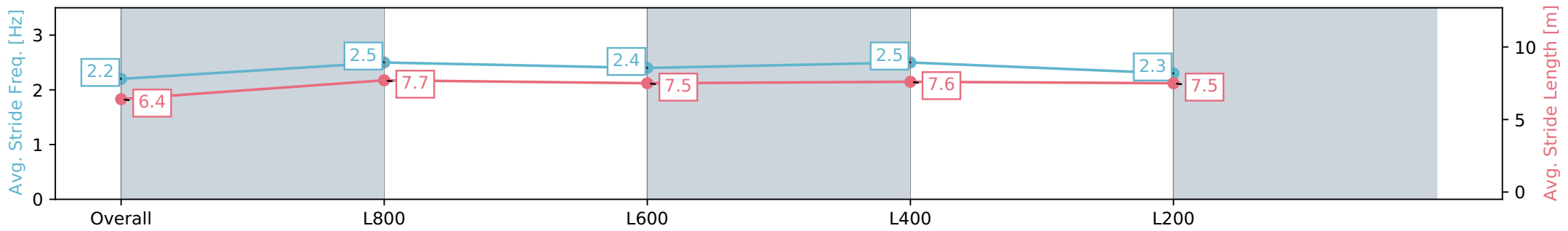
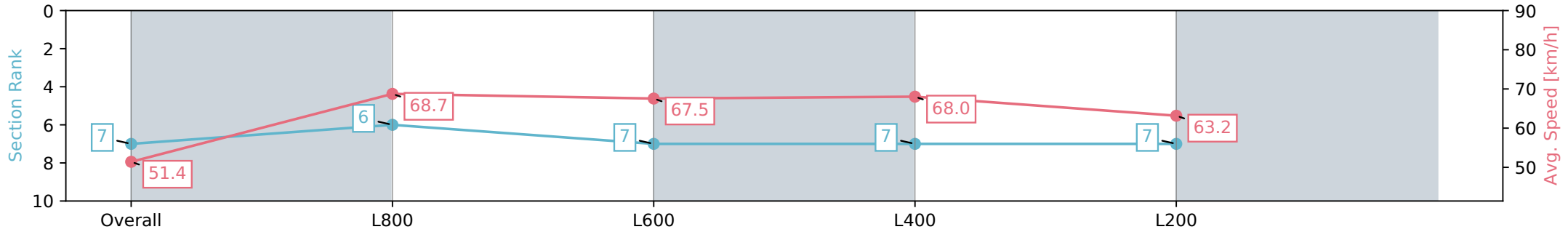
Race 7: Beyond Ink Handicap - 1000m

09 March 2024 - 12:28PM

Track Rating: Good 4, Weather: Fine, Rail Position: True



Section	Overall	L1000	L800	L600	L400
Section Times	0:57.45 [7] (0:14.04)	0:43.41 [6] (0:10.57)	0:32.83 [7] (0:10.84)	0:21.99 [7] (0:10.57)	0:11.41 [7] (0:11.41)
Average Speed [km/h]	51.4	68.7	67.5	68.0	63.2
Top Speed [km/h]	69.6	71.7	68.8	69.8	65.7
Avg. Dist. to Rail [m]	5.2	4.1	3.8	6.6	7.2
Avg. Stride Freq. [Hz]	2.2	2.5	2.4	2.5	2.3
Avg. Stride Length [m]	6.4	7.7	7.5	7.6	7.5



[] Ranking at each section and finish
 -:-:- No data available at this section
 NA No data available