



RACINGSA

Thomas Farms RC Murray Bridge SA
Race 5: Thomas Farms Handicap - 1400m
09 March 2024 - 11:25AM



Track Rating: Soft 5, Weather: Fine, Rail Position: +5m

Table with columns: Section, Field Times, Position, #, Horse/Jockey, Barrier, Top Speed [km/h], Fastest Section, First 400m, Overall, L1200, L1000, L800, L600, L400, Distance Travelled From Winner [m]. Rows include PRINCE JOFRA, BILLIE BRONX, MARACOURT, OUTSIDER, BOLT BY, TOAST THE DEEL, AMMO AMOR, and TURF DECISION.

Scratched: Sir Kingsford (#4), Mighty Sapphire (#7), Smiling From Above (#10)



RACINGSA

Thomas Farms RC Murray Bridge SA
Race 5: Thomas Farms Handicap - 1400m
09 March 2024 - 11:25AM



Track Rating: Soft 5, Weather: Fine, Rail Position: +5m

Section

Field Times

L200

0:11.31

(0:11.31)

Table with columns: Position, #, Horse/Jockey, Barrier, Top Speed [km/h], Fastest Section, First 400m, Margin, Distance Travelled From Winner [m]. Rows include PRINCE JOFRA, BILLIE BRONX, MARACOURT, OUTSIDER, BOLT BY, TOAST THE DEEL, AMMO AMOR, and TURF DECISION.

Scratched: Sir Kingsford (#4), Mighty Sapphire (#7), Smiling From Above (#10)

Horse/Jockey Name	PRINCE JOFRA
Finish Rank	1
Fastest Section Time (Section)	0:10.68 (L400)
Top Speed [km/h] (Section)	68.0 (L400)
Race State	Finished



Thomas Farms RC Murray Bridge SA - Professional

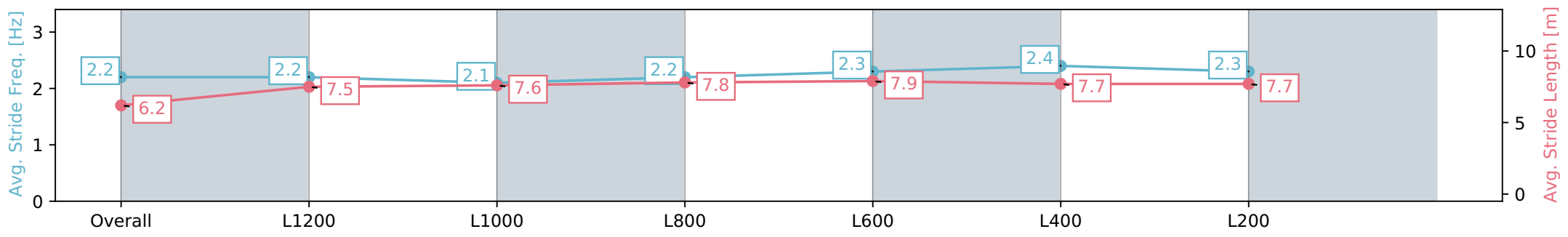
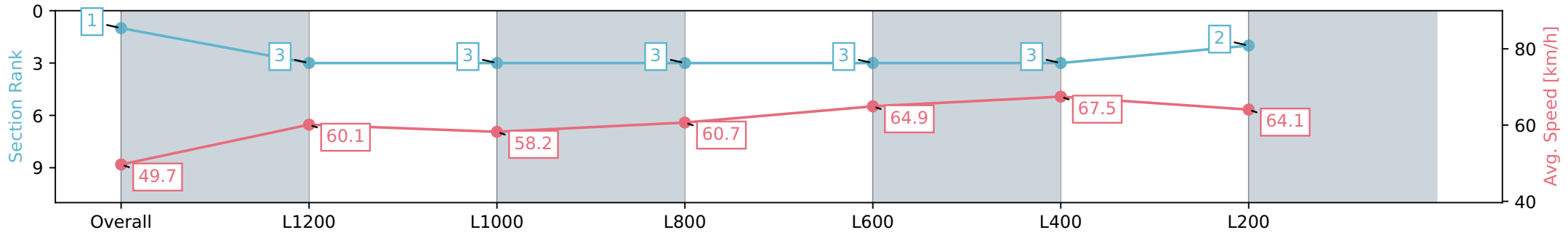
Race 5: Thomas Farms Handicap - 1400m

09 March 2024 - 11:25AM

Track Rating: Soft 5, Weather: Fine, Rail Position: +5m



Section	Overall	L1200	L1000	L800	L600	L400	L200
Section Times	1:24.04 [1] (0:14.49)	1:09.55 [3] (0:12.00)	0:57.55 [3] (0:12.48)	0:45.07 [3] (0:11.95)	0:33.12 [3] (0:11.22)	0:21.90 [3] (0:10.68)	0:11.22 [2] (0:11.22)
Average Speed [km/h]	49.7	60.1	58.2	60.7	64.9	67.5	64.1
Top Speed [km/h]	61.0	61.0	59.0	63.3	67.9	68.0	66.2
Avg. Dist. to Rail [m]	1.8	1.5	1.8	1.6	2.7	6.7	8.5
Avg. Stride Freq. [Hz]	2.2	2.2	2.1	2.2	2.3	2.4	2.3
Avg. Stride Length [m]	6.2	7.5	7.6	7.8	7.9	7.7	7.7



- [ ] Ranking at each section and finish
- :-:- No data available at this section
- NA No data available

Horse/Jockey Name	BILLIE BRONX
Finish Rank	2
Fastest Section Time (Section)	0:10.83 (L400)
Top Speed [km/h] (Section)	67.2 (L400)
Race State	Finished



Thomas Farms RC Murray Bridge SA - Professional

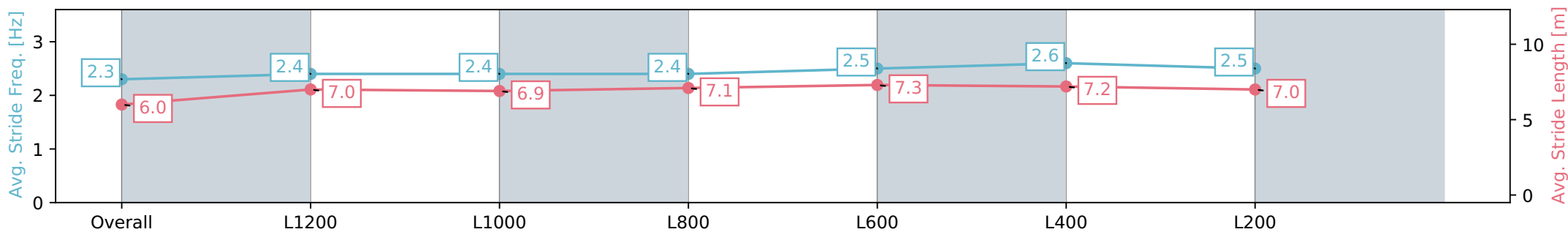
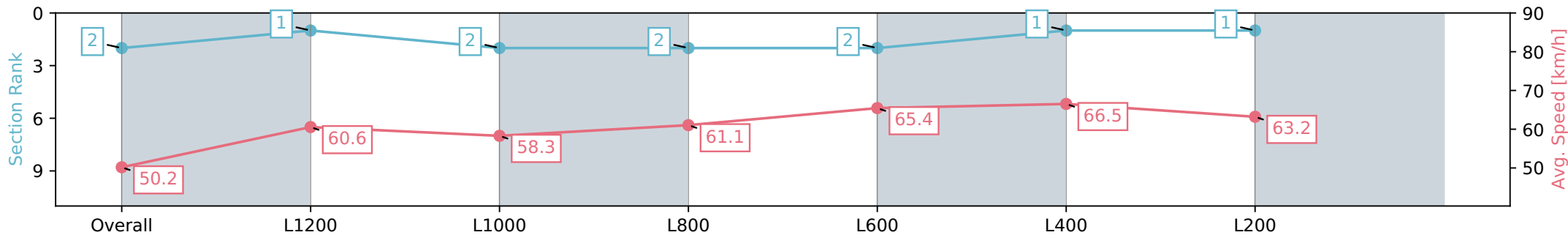
Race 5: Thomas Farms Handicap - 1400m

09 March 2024 - 11:25AM

Track Rating: Soft 5, Weather: Fine, Rail Position: +5m



Section	Overall	L1200	L1000	L800	L600	L400	L200
Section Times	1:24.10 [2] (0:14.35)	1:09.75 [1] (0:11.90)	0:57.85 [2] (0:12.52)	0:45.33 [2] (0:11.94)	0:33.39 [2] (0:11.18)	0:22.21 [1] (0:10.83)	0:11.38 [1] (0:11.38)
Average Speed [km/h]	50.2	60.6	58.3	61.1	65.4	66.5	63.2
Top Speed [km/h]	61.1	61.8	59.0	64.2	66.8	67.2	65.1
Avg. Dist. to Rail [m]	4.2	2.2	2.5	2.6	3.8	6.0	7.2
Avg. Stride Freq. [Hz]	2.3	2.4	2.4	2.4	2.5	2.6	2.5
Avg. Stride Length [m]	6.0	7.0	6.9	7.1	7.3	7.2	7.0



- [ ] Ranking at each section and finish
- :-:- No data available at this section
- NA No data available

Horse/Jockey Name	MARACOURT
Finish Rank	3
Fastest Section Time (Section)	0:10.63 (L400)
Top Speed [km/h] (Section)	69.3 (L400)
Race State	Finished



Thomas Farms RC Murray Bridge SA - Professional

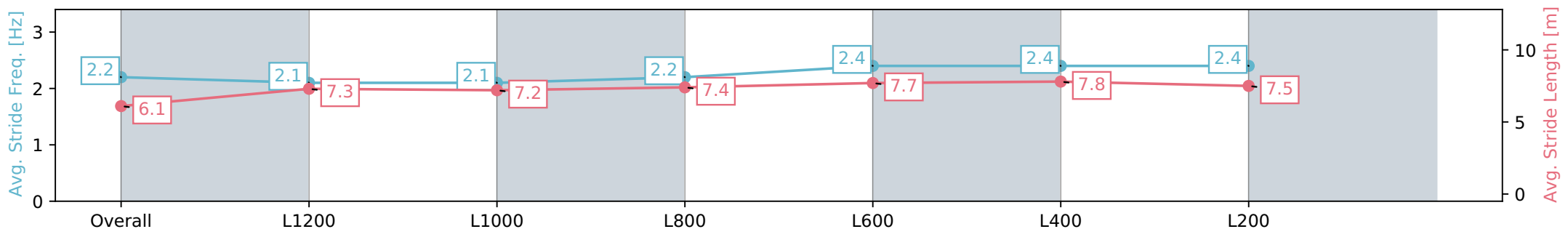
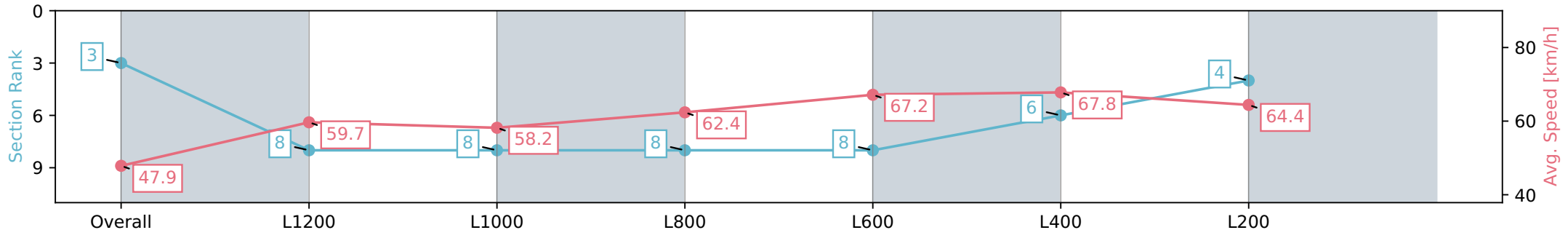
Race 5: Thomas Farms Handicap - 1400m

09 March 2024 - 11:25AM

Track Rating: Soft 5, Weather: Fine, Rail Position: +5m



Section	Overall	L1200	L1000	L800	L600	L400	L200
Section Times	1:24.25 [3] (0:15.06)	1:09.19 [8] (0:12.07)	0:57.12 [8] (0:12.56)	0:44.55 [8] (0:11.76)	0:32.79 [8] (0:10.99)	0:21.80 [6] (0:10.63)	0:11.17 [4] (0:11.17)
Average Speed [km/h]	47.9	59.7	58.2	62.4	67.2	67.8	64.4
Top Speed [km/h]	59.8	60.4	59.5	66.2	68.7	69.3	66.8
Avg. Dist. to Rail [m]	4.9	1.4	2.9	4.2	5.6	10.1	11.9
Avg. Stride Freq. [Hz]	2.2	2.1	2.1	2.2	2.4	2.4	2.4
Avg. Stride Length [m]	6.1	7.3	7.2	7.4	7.7	7.8	7.5



- [ ] Ranking at each section and finish
- :-:- No data available at this section
- NA No data available

Horse/Jockey Name	OUTSIDER
Finish Rank	4
Fastest Section Time (Section)	0:11.00 (L400)
Top Speed [km/h] (Section)	66.5 (L400)
Race State	Finished



Thomas Farms RC Murray Bridge SA - Professional

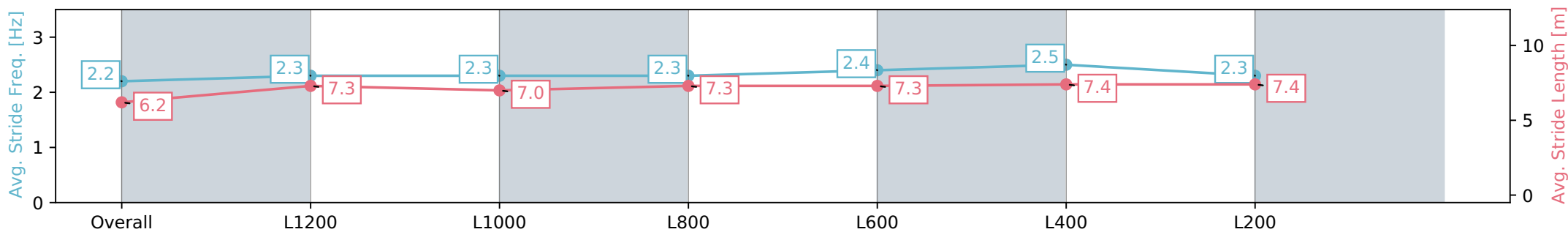
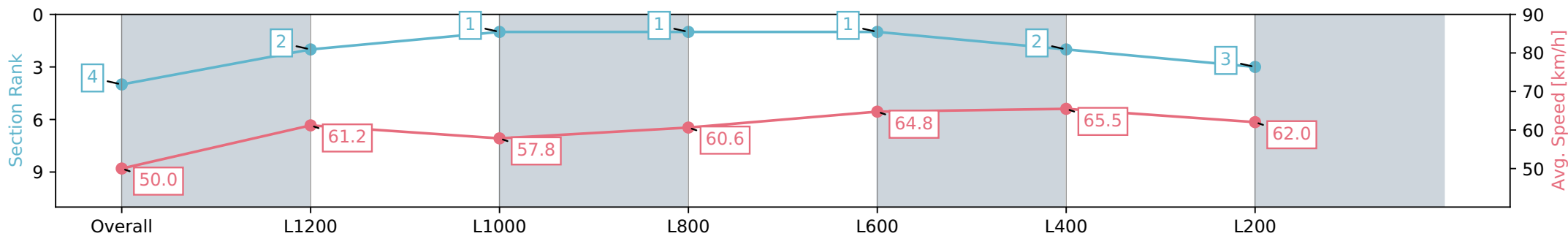
Race 5: Thomas Farms Handicap - 1400m

09 March 2024 - 11:25AM

Track Rating: Soft 5, Weather: Fine, Rail Position: +5m



Section	Overall	L1200	L1000	L800	L600	L400	L200
Section Times	1:24.49 [4] (0:14.39)	1:10.10 [2] (0:11.77)	0:58.33 [1] (0:12.55)	0:45.78 [1] (0:11.94)	0:33.84 [1] (0:11.25)	0:22.59 [2] (0:11.00)	0:11.59 [3] (0:11.59)
Average Speed [km/h]	50.0	61.2	57.8	60.6	64.8	65.5	62.0
Top Speed [km/h]	61.6	62.0	58.6	63.3	66.0	66.5	64.0
Avg. Dist. to Rail [m]	1.1	0.6	1.2	1.4	2.7	5.7	6.8
Avg. Stride Freq. [Hz]	2.2	2.3	2.3	2.3	2.4	2.5	2.3
Avg. Stride Length [m]	6.2	7.3	7.0	7.3	7.3	7.4	7.4



- [ ] Ranking at each section and finish
- :-:- No data available at this section
- NA No data available

Horse/Jockey Name	BOLT BY
Finish Rank	5
Fastest Section Time (Section)	0:10.81 (L400)
Top Speed [km/h] (Section)	67.8 (L400)
Race State	Finished



Thomas Farms RC Murray Bridge SA - Professional

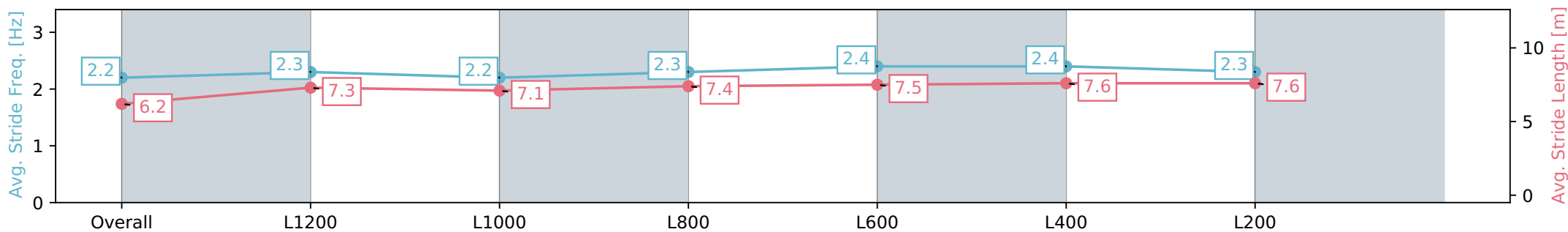
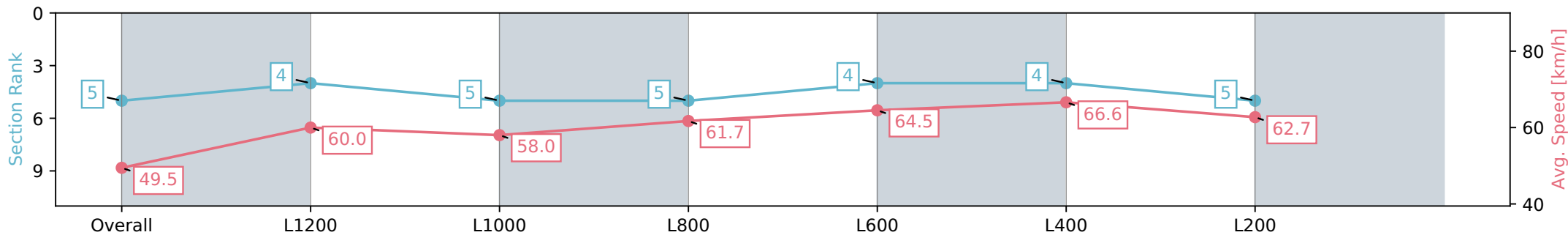
Race 5: Thomas Farms Handicap - 1400m

09 March 2024 - 11:25AM

Track Rating: Soft 5, Weather: Fine, Rail Position: +5m



Section	Overall	L1200	L1000	L800	L600	L400	L200
Section Times	1:24.62 [5] (0:14.56)	1:10.06 [4] (0:12.03)	0:58.03 [5] (0:12.60)	0:45.43 [5] (0:11.84)	0:33.59 [4] (0:11.31)	0:22.28 [4] (0:10.81)	0:11.47 [5] (0:11.47)
Average Speed [km/h]	49.5	60.0	58.0	61.7	64.5	66.6	62.7
Top Speed [km/h]	59.7	61.4	59.1	64.0	67.2	67.8	65.1
Avg. Dist. to Rail [m]	4.0	1.7	3.1	2.7	3.3	8.0	8.8
Avg. Stride Freq. [Hz]	2.2	2.3	2.2	2.3	2.4	2.4	2.3
Avg. Stride Length [m]	6.2	7.3	7.1	7.4	7.5	7.6	7.6



- [ ] Ranking at each section and finish
- :-:- No data available at this section
- NA No data available

Horse/Jockey Name	TOAST THE DEEL
Finish Rank	6
Fastest Section Time (Section)	0:10.85 (L400)
Top Speed [km/h] (Section)	67.7 (L400)
Race State	Finished



Thomas Farms RC Murray Bridge SA - Professional

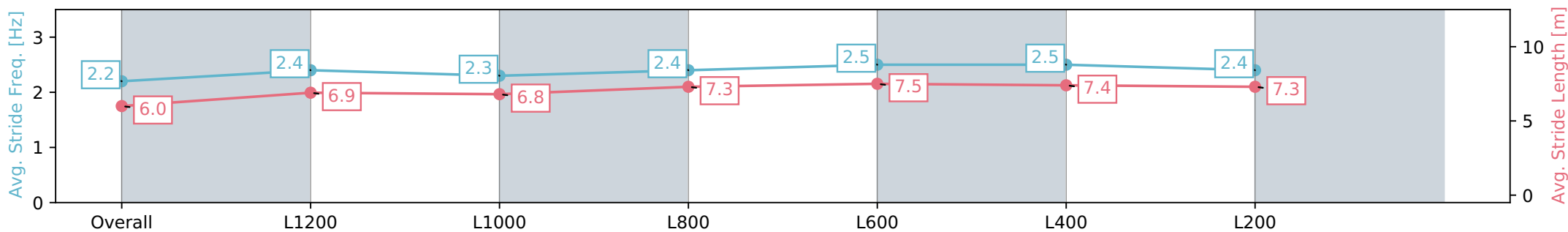
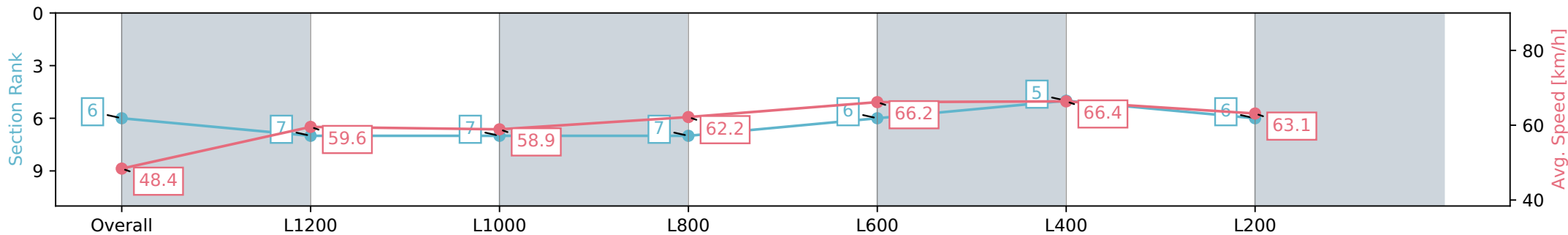
Race 5: Thomas Farms Handicap - 1400m

09 March 2024 - 11:25AM

Track Rating: Soft 5, Weather: Fine, Rail Position: +5m



Section	Overall	L1200	L1000	L800	L600	L400	L200
Section Times	1:24.64 [6] (0:14.88)	1:09.76 [7] (0:12.11)	0:57.65 [7] (0:12.45)	0:45.20 [7] (0:11.80)	0:33.40 [6] (0:11.14)	0:22.26 [5] (0:10.85)	0:11.41 [6] (0:11.41)
Average Speed [km/h]	48.4	59.6	58.9	62.2	66.2	66.4	63.1
Top Speed [km/h]	59.0	61.7	61.1	65.3	67.2	67.7	65.1
Avg. Dist. to Rail [m]	4.7	2.3	3.4	3.9	5.4	10.2	11.3
Avg. Stride Freq. [Hz]	2.2	2.4	2.3	2.4	2.5	2.5	2.4
Avg. Stride Length [m]	6.0	6.9	6.8	7.3	7.5	7.4	7.3



- [ ] Ranking at each section and finish
- :-:- No data available at this section
- NA No data available



Horse/Jockey Name	AMMO AMOR
Finish Rank	7
Fastest Section Time (Section)	0:10.86 (L400)
Top Speed [km/h] (Section)	68.4 (L400)
Race State	Finished



Thomas Farms RC Murray Bridge SA - Professional

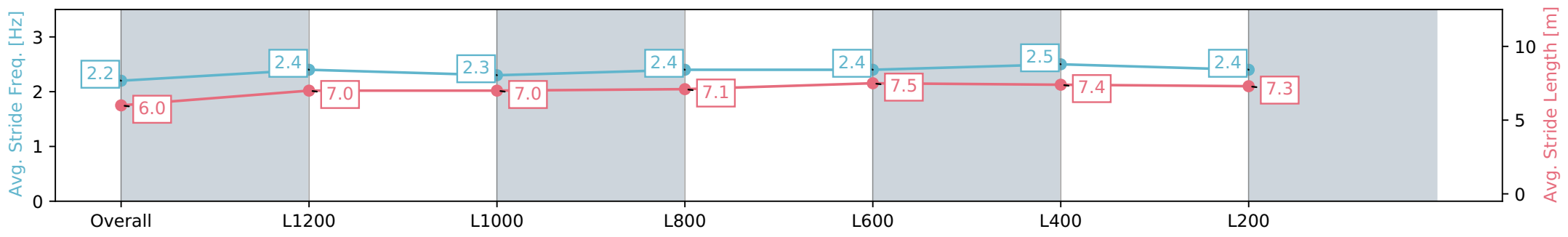
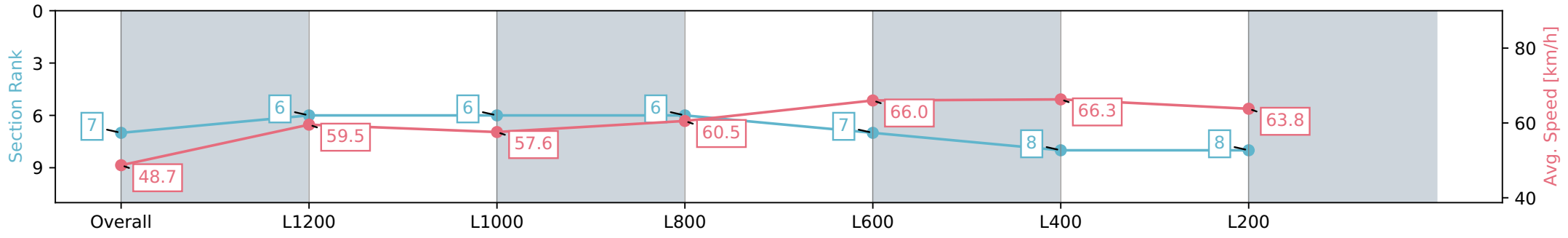
Race 5: Thomas Farms Handicap - 1400m

09 March 2024 - 11:25AM

Track Rating: Soft 5, Weather: Fine, Rail Position: +5m



Section	Overall	L1200	L1000	L800	L600	L400	L200
Section Times	1:24.69 [7] (0:14.80)	1:09.89 [6] (0:12.07)	0:57.82 [6] (0:12.56)	0:45.26 [6] (0:12.03)	0:33.23 [7] (0:11.07)	0:22.16 [8] (0:10.86)	0:11.30 [8] (0:11.30)
Average Speed [km/h]	48.7	59.5	57.6	60.5	66.0	66.3	63.8
Top Speed [km/h]	59.6	60.5	58.9	64.7	68.3	68.4	65.3
Avg. Dist. to Rail [m]	2.7	0.8	0.8	1.6	4.1	5.8	7.2
Avg. Stride Freq. [Hz]	2.2	2.4	2.3	2.4	2.4	2.5	2.4
Avg. Stride Length [m]	6.0	7.0	7.0	7.1	7.5	7.4	7.3



- [ ] Ranking at each section and finish
- :-:- No data available at this section
- NA No data available

Horse/Jockey Name	TURF DECISION
Finish Rank	8
Fastest Section Time (Section)	0:10.86 (L400)
Top Speed [km/h] (Section)	67.1 (L400)
Race State	Finished



Thomas Farms RC Murray Bridge SA - Professional

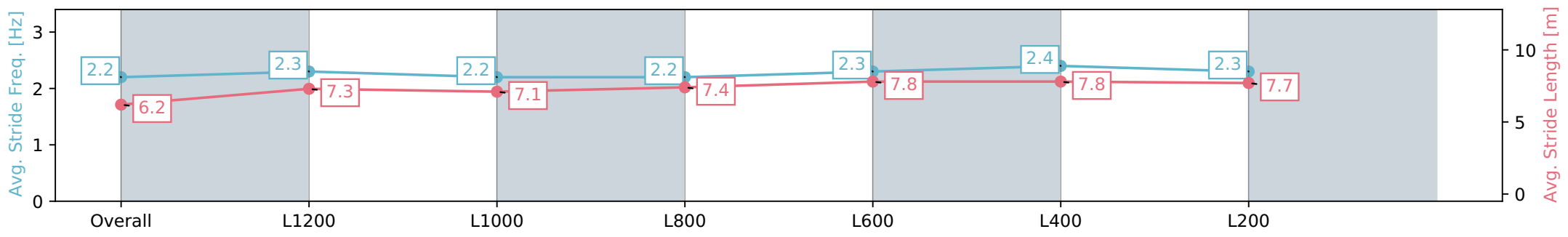
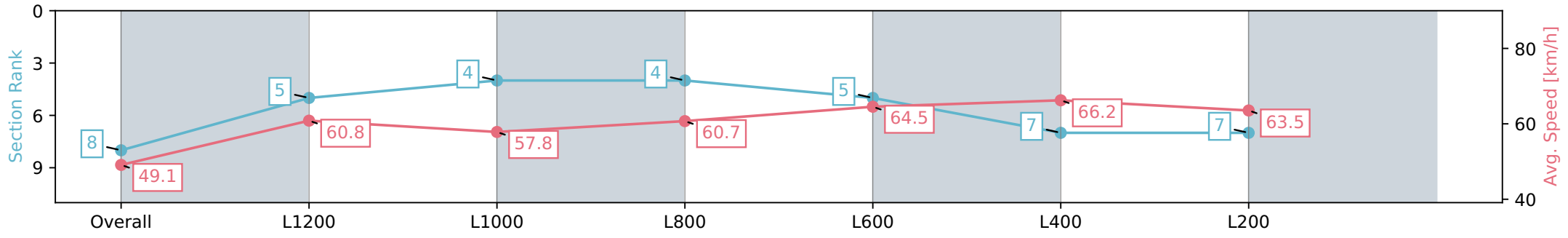
Race 5: Thomas Farms Handicap - 1400m

09 March 2024 - 11:25AM

Track Rating: Soft 5, Weather: Fine, Rail Position: +5m



Section	Overall	L1200	L1000	L800	L600	L400	L200
Section Times	1:24.70 [8] (0:14.68)	1:10.02 [5] (0:11.85)	0:58.17 [4] (0:12.60)	0:45.57 [4] (0:12.05)	0:33.52 [5] (0:11.32)	0:22.20 [7] (0:10.86)	0:11.34 [7] (0:11.34)
Average Speed [km/h]	49.1	60.8	57.8	60.7	64.5	66.2	63.5
Top Speed [km/h]	61.9	61.8	58.7	63.4	66.5	67.1	64.9
Avg. Dist. to Rail [m]	3.8	1.0	2.4	3.1	3.5	5.2	6.5
Avg. Stride Freq. [Hz]	2.2	2.3	2.2	2.2	2.3	2.4	2.3
Avg. Stride Length [m]	6.2	7.3	7.1	7.4	7.8	7.8	7.7



- [ ] Ranking at each section and finish
- :-:- No data available at this section
- NA No data available