



RACINGSA

Thomas Farms RC Murray Bridge SA
Race 3: Spry Civil Constructions Handicap - 1600m
09 March 2024 - 10:26AM



Track Rating: Soft 5, Weather: Fine, Rail Position: True

Section								Overall	L1400	L1200	L1000	L800	L600		
Field Times								1:38.10 (0:14.18)	1:23.92 (0:12.14)	1:11.79 (0:12.62)	0:59.16 (0:12.56)	0:46.59 (0:12.10)	0:34.48 (0:11.49)		
Position	#	Horse/Jockey	Barrier	Top Speed [km/h]	Fastest Section	First 400m								Distance Travelled From Winner [m]	
1	1	WILD WILLY Jacob Opperman	1	67.9 400-200	0:10.90 400-200	0:26.67	1:38.10 (0:14.40)	1:23.70 [3] (0:12.27)	1:11.43 [4] (0:12.57)	0:58.85 [3] (0:12.69)	0:46.16 [3] (0:12.16)	0:34.00 [3] (0:11.49)			
2	10	LUCKY JACKSON Sheridan Clarke	10	66.9 400-200	0:10.95 400-200	0:26.95	1:38.10 (0:15.01)	1:23.09 [8] (0:11.94)	1:11.15 [6] (0:12.69)	0:58.46 [6] (0:12.67)	0:45.79 [6] (0:12.10)	0:33.69 [6] (0:11.36)	-7		
3	3	RABTAT Jessica Eaton	3	66.6 400-200	0:11.01 400-200	0:26.84	1:38.33 (0:14.68)	1:23.65 [6] (0:12.16)	1:11.49 [5] (0:12.76)	0:58.73 [5] (0:12.56)	0:46.16 [5] (0:11.99)	0:34.17 [5] (0:11.45)	-3		
4	8	SOLAR MIST Liam Riordan	8	66.1 400-200	0:11.14 400-200	0:26.60	1:38.34 (0:14.48)	1:23.86 [4] (0:12.12)	1:11.74 [3] (0:12.66)	0:59.08 [4] (0:12.74)	0:46.34 [4] (0:12.10)	0:34.24 [4] (0:11.42)	-6		
5	7	UNDER THE CONE Ben Price	7	67.6 600-400	0:11.01 400-200	0:27.33	1:38.48 (0:14.85)	1:23.63 [7] (0:12.48)	1:11.15 [8] (0:12.92)	0:58.23 [9] (0:12.51)	0:45.72 [9] (0:11.82)	0:33.90 [8] (0:11.18)	-2		
6	6	PRINCE TIKEA Alana Livesey	6	66.4 400-200	0:10.97 400-200	0:27.47	1:38.49 (0:15.04)	1:23.45 [9] (0:12.43)	1:11.02 [9] (0:12.60)	0:58.42 [8] (0:12.43)	0:45.99 [8] (0:12.12)	0:33.87 [9] (0:11.30)	-4		
7	4	MUG'S GAME Callan Murray	4	64.9 600-400	0:11.44 400-200	0:26.55	1:38.70 (0:14.38)	1:24.32 [2] (0:12.17)	1:12.15 [2] (0:12.56)	0:59.59 [2] (0:12.42)	0:47.17 [2] (0:12.08)	0:35.09 [1] (0:11.49)	-6		
8	5	PERSIAN EMPIRE Kayla Crowther	5	65.2 600-400	0:11.49 600-400	0:26.31	1:38.85 (0:14.17)	1:24.68 [1] (0:12.14)	1:12.54 [1] (0:12.62)	0:59.92 [1] (0:12.57)	0:47.34 [1] (0:12.12)	0:35.22 [2] (0:11.49)	-10		
9	11	ZOFFANY ROCKET Sophie Logan	11	66.0 400-200	0:11.25 400-200	0:26.97	1:39.07 (0:14.56)	1:24.50 [5] (0:12.40)	1:12.10 [7] (0:12.95)	0:59.15 [7] (0:12.56)	0:46.58 [7] (0:11.95)	0:34.63 [7] (0:11.47)	+0		

Scratched: Dale's Rocket (#2), Call It Quits (#9)

- [] Position in running at each section and finish
- # Saddle cloth number
- :-:- No data available at this section
- Background shading for fastest section
- NA No data available



RACINGSA

Thomas Farms RC Murray Bridge SA
Race 3: Spry Civil Constructions Handicap - 1600m
09 March 2024 - 10:26AM



Track Rating: Soft 5, Weather: Fine, Rail Position: True

Section

Field Times

L400

0:22.99

(0:11.38)

L200

0:11.61

(0:11.61)

Position	#	Horse/Jockey	Barrier	Top Speed [km/h]	Fastest Section	First 400m	L400	L200	Margin	Distance Travelled From Winner [m]
1	1	WILD WILLY Jacob Opperman	1	67.9 400-200	0:10.90 400-200	0:26.67	0:22.51 [4] (0:10.90)	0:11.61 [1] (0:11.61)	1:38.10	
2	10	LUCKY JACKSON Sheridan Clarke	10	66.9 400-200	0:10.95 400-200	0:26.95	0:22.33 [7] (0:10.95)	0:11.38 [6] (0:11.38)	1:38.10	-7
3	3	RABTAT Jessica Eaton	3	66.6 400-200	0:11.01 400-200	0:26.84	0:22.72 [5] (0:11.01)	0:11.71 [3] (0:11.71)	1.6L	-3
4	8	SOLAR MIST Liam Riordan	8	66.1 400-200	0:11.14 400-200	0:26.60	0:22.82 [3] (0:11.14)	0:11.68 [4] (0:11.68)	1.7L	-6
5	7	UNDER THE CONE Ben Price	7	67.6 600-400	0:11.01 400-200	0:27.33	0:22.72 [6] (0:11.01)	0:11.71 [7] (0:11.71)	2.5L	-2
6	6	PRINCE TIKEA Alana Livesey	6	66.4 400-200	0:10.97 400-200	0:27.47	0:22.57 [9] (0:10.97)	0:11.60 [8] (0:11.60)	2.6L	-4
7	4	MUG'S GAME Callan Murray	4	64.9 600-400	0:11.44 400-200	0:26.55	0:23.60 [1] (0:11.44)	0:12.16 [2] (0:12.16)	4.0L	-6
8	5	PERSIAN EMPIRE Kayla Crowther	5	65.2 600-400	0:11.49 600-400	0:26.31	0:23.73 [2] (0:11.55)	0:12.18 [5] (0:12.18)	5.0L	-10
9	11	ZOFFANY ROCKET Sophie Logan	11	66.0 400-200	0:11.25 400-200	0:26.97	0:23.16 [8] (0:11.25)	0:11.91 [9] (0:11.91)	6.5L	+0

Scratched: Dale's Rocket (#2), Call It Quits (#9)

- [] Position in running at each section and finish
- # Saddle cloth number
- :-:- No data available at this section
- Background shading for fastest section
- NA No data available

Horse/Jockey Name	WILD WILLY
Finish Rank	1
Fastest Section Time (Section)	0:10.90 (L400)
Top Speed [km/h] (Section)	67.9 (L400)
Race State	Finished



Thomas Farms RC Murray Bridge SA - Professional

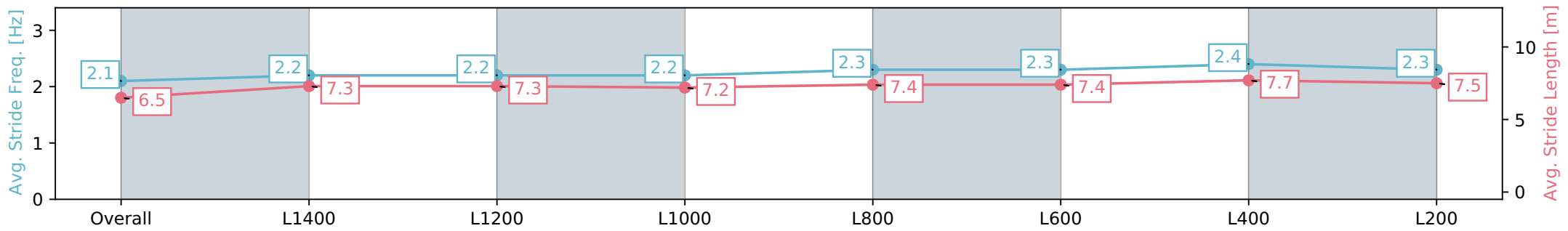
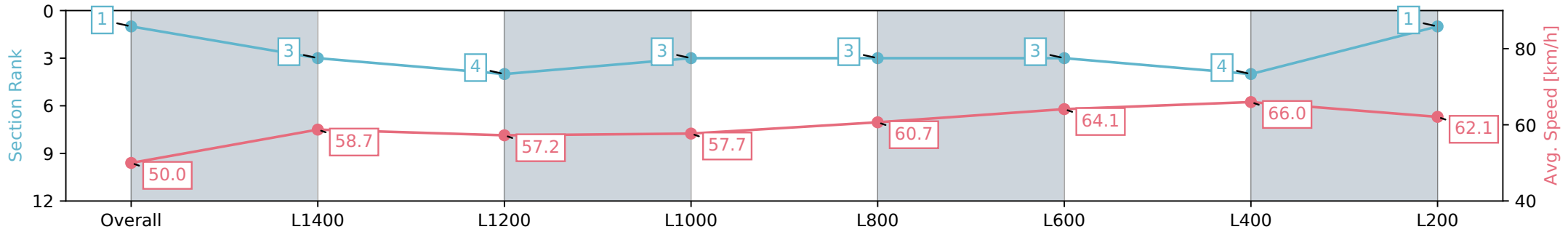
Race 3: Spry Civil Constructions Handicap - 1600m

09 March 2024 - 10:26AM

Track Rating: Soft 5, Weather: Fine, Rail Position: True



Section	Overall	L1400	L1200	L1000	L800	L600	L400	L200
Section Times	1:38.10 [1] (0:14.40)	1:23.70 [3] (0:12.27)	1:11.43 [4] (0:12.57)	0:58.85 [3] (0:12.69)	0:46.16 [3] (0:12.16)	0:34.00 [3] (0:11.49)	0:22.51 [4] (0:10.90)	0:11.61 [1] (0:11.61)
Average Speed [km/h]	50.0	58.7	57.2	57.7	60.7	64.1	66.0	62.1
Top Speed [km/h]	60.2	60.3	57.8	59.7	62.1	66.8	67.9	64.4
Avg. Dist. to Rail [m]	2.5	1.1	0.3	3.1	5.1	4.6	5.9	7.4
Avg. Stride Freq. [Hz]	2.1	2.2	2.2	2.2	2.3	2.3	2.4	2.3
Avg. Stride Length [m]	6.5	7.3	7.3	7.2	7.4	7.4	7.7	7.5



- [] Ranking at each section and finish
- :-:- No data available at this section
- NA No data available

Horse/Jockey Name	LUCKY JACKSON
Finish Rank	2
Fastest Section Time (Section)	0:10.95 (L400)
Top Speed [km/h] (Section)	66.9 (L400)
Race State	Finished



Thomas Farms RC Murray Bridge SA - Professional

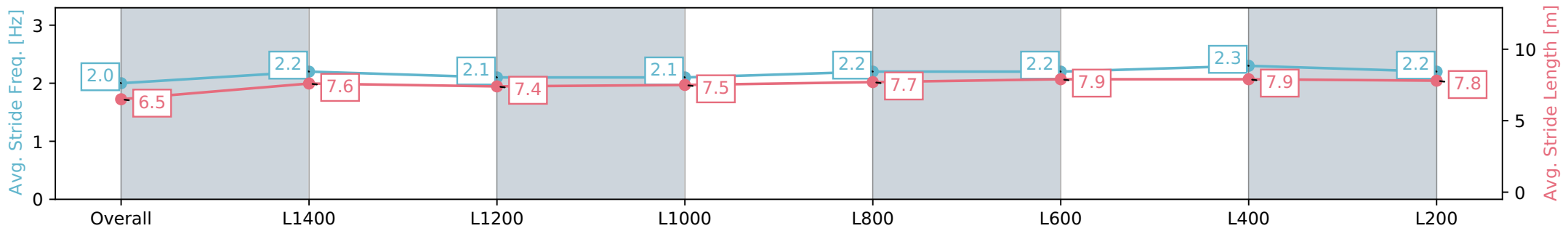
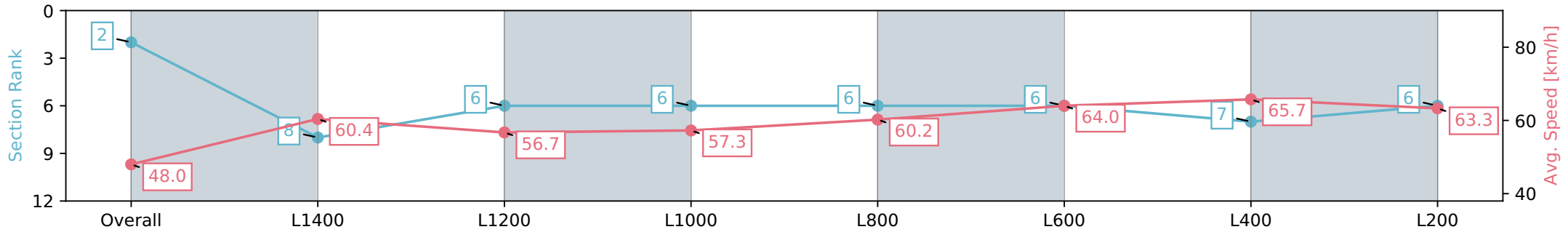
Race 3: Spry Civil Constructions Handicap - 1600m

09 March 2024 - 10:26AM

Track Rating: Soft 5, Weather: Fine, Rail Position: True



Section	Overall	L1400	L1200	L1000	L800	L600	L400	L200
Section Times	1:38.10 [2] (0:15.01)	1:23.09 [8] (0:11.94)	1:11.15 [6] (0:12.69)	0:58.46 [6] (0:12.67)	0:45.79 [6] (0:12.10)	0:33.69 [6] (0:11.36)	0:22.33 [7] (0:10.95)	0:11.38 [6] (0:11.38)
Average Speed [km/h]	48.0	60.4	56.7	57.3	60.2	64.0	65.7	63.3
Top Speed [km/h]	61.1	61.6	59.3	59.0	62.5	66.5	66.9	65.5
Avg. Dist. to Rail [m]	3.8	0.6	0.3	1.3	2.3	2.6	5.0	7.7
Avg. Stride Freq. [Hz]	2.0	2.2	2.1	2.1	2.2	2.2	2.3	2.2
Avg. Stride Length [m]	6.5	7.6	7.4	7.5	7.7	7.9	7.9	7.8



- [] Ranking at each section and finish
- :-:- No data available at this section
- NA No data available

Horse/Jockey Name	RABTAT
Finish Rank	3
Fastest Section Time (Section)	0:11.01 (L400)
Top Speed [km/h] (Section)	66.6 (L400)
Race State	Finished



Thomas Farms RC Murray Bridge SA - Professional

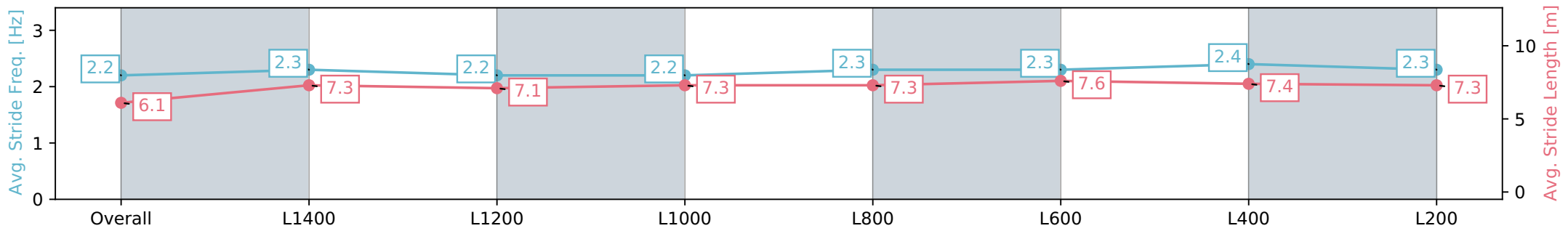
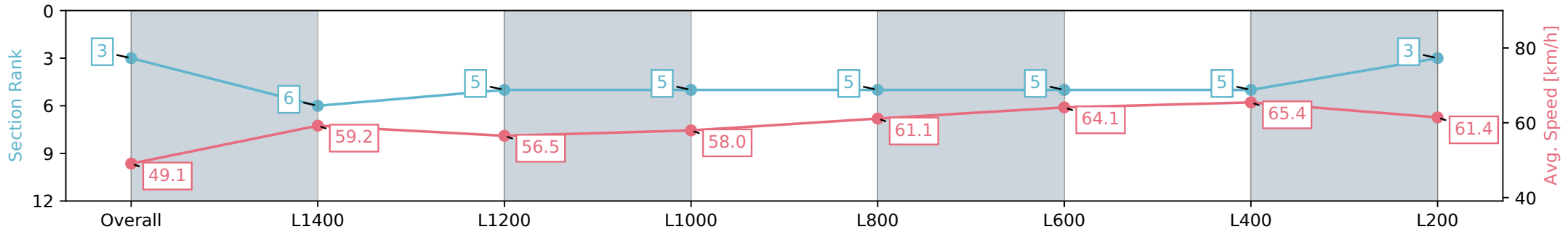
Race 3: Spry Civil Constructions Handicap - 1600m

09 March 2024 - 10:26AM

Track Rating: Soft 5, Weather: Fine, Rail Position: True



Section	Overall	L1400	L1200	L1000	L800	L600	L400	L200
Section Times	1:38.33 [3] (0:14.68)	1:23.65 [6] (0:12.16)	1:11.49 [5] (0:12.76)	0:58.73 [5] (0:12.56)	0:46.16 [5] (0:11.99)	0:34.17 [5] (0:11.45)	0:22.72 [5] (0:11.01)	0:11.71 [3] (0:11.71)
Average Speed [km/h]	49.1	59.2	56.5	58.0	61.1	64.1	65.4	61.4
Top Speed [km/h]	62.3	61.8	57.8	59.7	62.4	66.4	66.6	64.5
Avg. Dist. to Rail [m]	1.9	0.8	1.2	2.7	3.5	4.5	7.5	10.0
Avg. Stride Freq. [Hz]	2.2	2.3	2.2	2.2	2.3	2.3	2.4	2.3
Avg. Stride Length [m]	6.1	7.3	7.1	7.3	7.3	7.6	7.4	7.3



- [] Ranking at each section and finish
- :-:- No data available at this section
- NA No data available

Horse/Jockey Name	SOLAR MIST
Finish Rank	4
Fastest Section Time (Section)	0:11.14 (L400)
Top Speed [km/h] (Section)	66.1 (L400)
Race State	Finished



Thomas Farms RC Murray Bridge SA - Professional

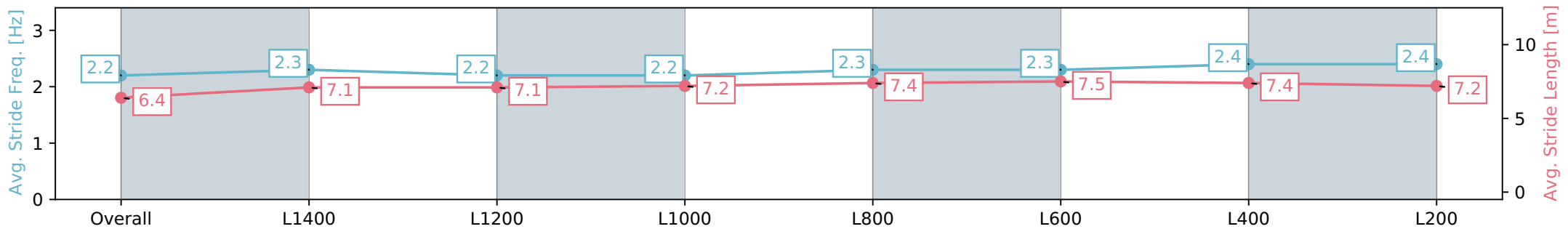
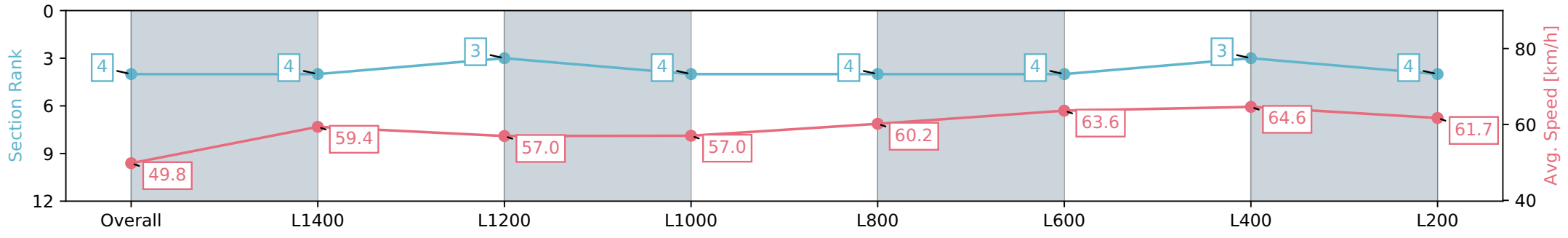
Race 3: Spry Civil Constructions Handicap - 1600m

09 March 2024 - 10:26AM

Track Rating: Soft 5, Weather: Fine, Rail Position: True



Section	Overall	L1400	L1200	L1000	L800	L600	L400	L200
Section Times	1:38.34 [4] (0:14.48)	1:23.86 [4] (0:12.12)	1:11.74 [3] (0:12.66)	0:59.08 [4] (0:12.74)	0:46.34 [4] (0:12.10)	0:34.24 [4] (0:11.42)	0:22.82 [3] (0:11.14)	0:11.68 [4] (0:11.68)
Average Speed [km/h]	49.8	59.4	57.0	57.0	60.2	63.6	64.6	61.7
Top Speed [km/h]	59.6	61.1	58.2	58.9	61.1	65.9	66.1	64.5
Avg. Dist. to Rail [m]	0.8	0.1	0.5	1.8	2.2	2.5	4.8	6.0
Avg. Stride Freq. [Hz]	2.2	2.3	2.2	2.2	2.3	2.3	2.4	2.4
Avg. Stride Length [m]	6.4	7.1	7.1	7.2	7.4	7.5	7.4	7.2



- [] Ranking at each section and finish
- :-:- No data available at this section
- NA No data available

Horse/Jockey Name	UNDER THE CONE
Finish Rank	5
Fastest Section Time (Section)	0:11.01 (L400)
Top Speed [km/h] (Section)	67.6 (L600)
Race State	Finished



Thomas Farms RC Murray Bridge SA - Professional

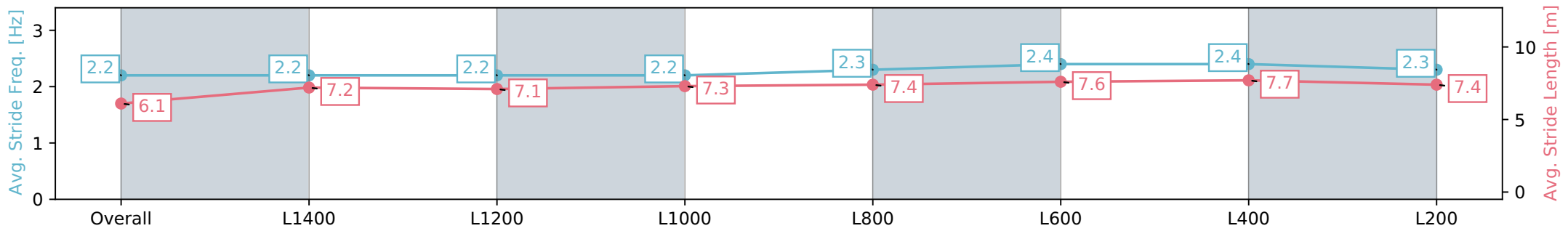
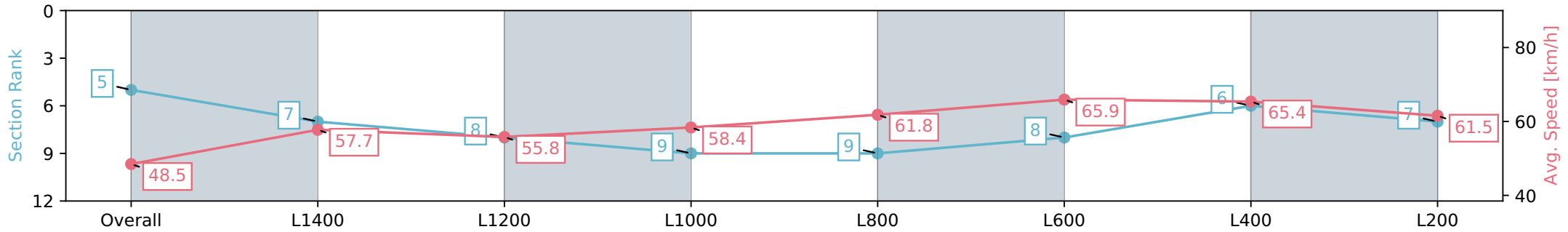
Race 3: Spry Civil Constructions Handicap - 1600m

09 March 2024 - 10:26AM

Track Rating: Soft 5, Weather: Fine, Rail Position: True



Section	Overall	L1400	L1200	L1000	L800	L600	L400	L200
Section Times	1:38.48 [5] (0:14.85)	1:23.63 [7] (0:12.48)	1:11.15 [8] (0:12.92)	0:58.23 [9] (0:12.51)	0:45.72 [9] (0:11.82)	0:33.90 [8] (0:11.18)	0:22.72 [6] (0:11.01)	0:11.71 [7] (0:11.71)
Average Speed [km/h]	48.5	57.7	55.8	58.4	61.8	65.9	65.4	61.5
Top Speed [km/h]	58.4	59.5	56.7	60.9	63.7	67.6	66.8	63.7
Avg. Dist. to Rail [m]	4.9	2.1	1.8	2.6	3.2	5.4	8.7	10.7
Avg. Stride Freq. [Hz]	2.2	2.2	2.2	2.2	2.3	2.4	2.4	2.3
Avg. Stride Length [m]	6.1	7.2	7.1	7.3	7.4	7.6	7.7	7.4



- [] Ranking at each section and finish
- :-:- No data available at this section
- NA No data available

Horse/Jockey Name	PRINCE TIKEA
Finish Rank	6
Fastest Section Time (Section)	0:10.97 (L400)
Top Speed [km/h] (Section)	66.4 (L400)
Race State	Finished



Thomas Farms RC Murray Bridge SA - Professional

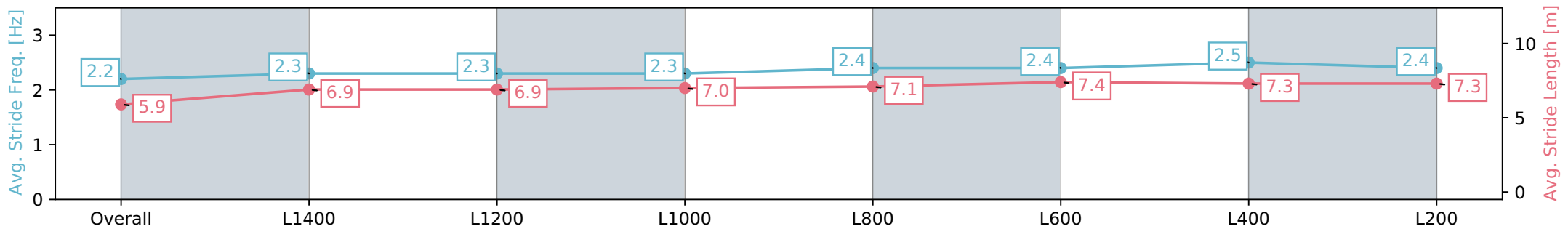
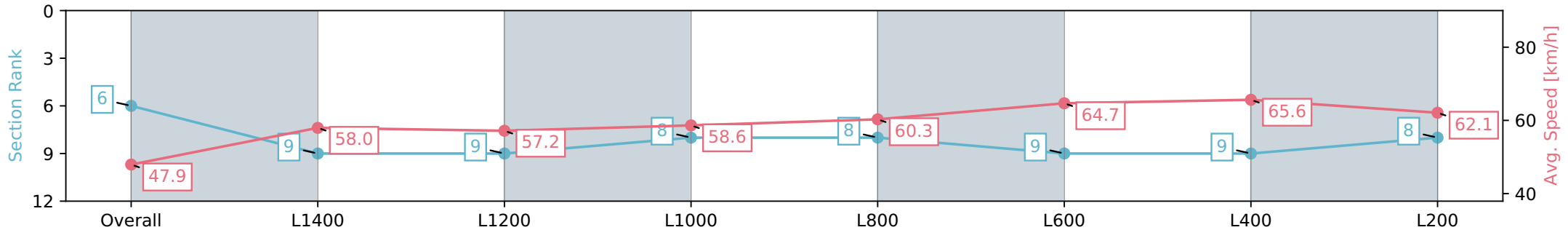
Race 3: Spry Civil Constructions Handicap - 1600m

09 March 2024 - 10:26AM

Track Rating: Soft 5, Weather: Fine, Rail Position: True



Section	Overall	L1400	L1200	L1000	L800	L600	L400	L200
Section Times	1:38.49 [6] (0:15.04)	1:23.45 [9] (0:12.43)	1:11.02 [9] (0:12.60)	0:58.42 [8] (0:12.43)	0:45.99 [8] (0:12.12)	0:33.87 [9] (0:11.30)	0:22.57 [9] (0:10.97)	0:11.60 [8] (0:11.60)
Average Speed [km/h]	47.9	58.0	57.2	58.6	60.3	64.7	65.6	62.1
Top Speed [km/h]	59.0	59.3	57.9	61.4	61.5	66.1	66.4	65.6
Avg. Dist. to Rail [m]	6.2	2.0	1.4	2.2	2.8	3.8	7.6	9.4
Avg. Stride Freq. [Hz]	2.2	2.3	2.3	2.3	2.4	2.4	2.5	2.4
Avg. Stride Length [m]	5.9	6.9	6.9	7.0	7.1	7.4	7.3	7.3



- [] Ranking at each section and finish
- :-:- No data available at this section
- NA No data available

Horse/Jockey Name	MUG'S GAME
Finish Rank	7
Fastest Section Time (Section)	0:11.44 (L400)
Top Speed [km/h] (Section)	64.9 (L600)
Race State	Finished



Thomas Farms RC Murray Bridge SA - Professional

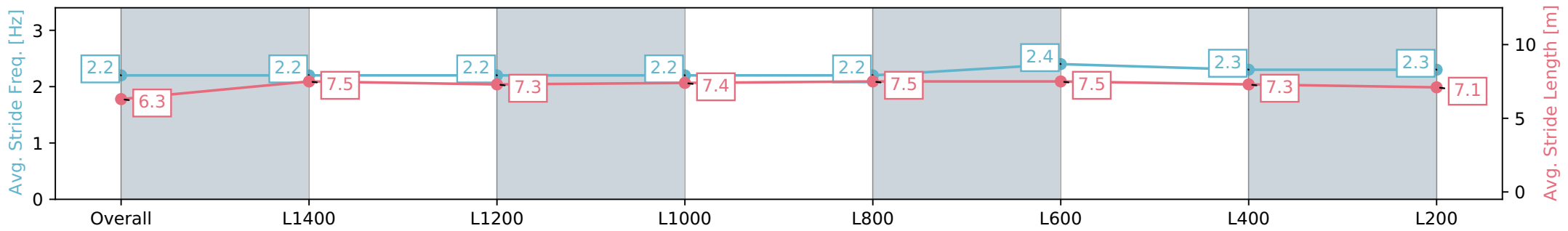
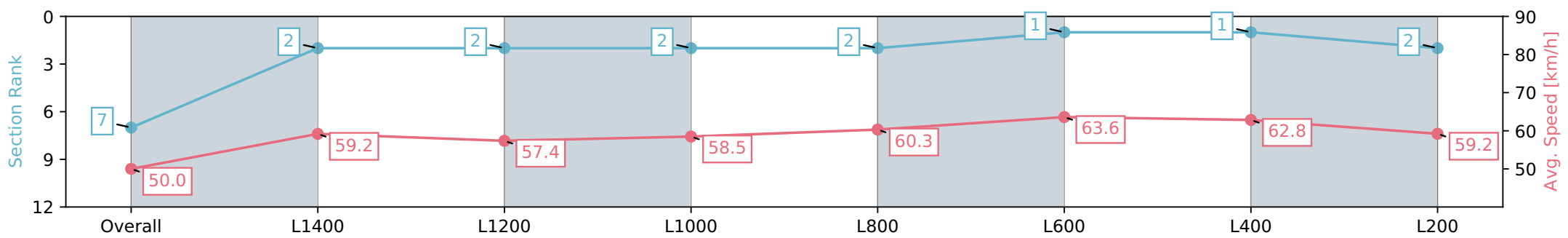
Race 3: Spry Civil Constructions Handicap - 1600m

09 March 2024 - 10:26AM

Track Rating: Soft 5, Weather: Fine, Rail Position: True



Section	Overall	L1400	L1200	L1000	L800	L600	L400	L200
Section Times	1:38.70 [7] (0:14.38)	1:24.32 [2] (0:12.17)	1:12.15 [2] (0:12.56)	0:59.59 [2] (0:12.42)	0:47.17 [2] (0:12.08)	0:35.09 [1] (0:11.49)	0:23.60 [1] (0:11.44)	0:12.16 [2] (0:12.16)
Average Speed [km/h]	50.0	59.2	57.4	58.5	60.3	63.6	62.8	59.2
Top Speed [km/h]	60.6	60.9	58.8	59.6	61.5	64.9	64.8	62.1
Avg. Dist. to Rail [m]	4.5	1.4	1.5	1.5	2.5	3.2	5.1	6.1
Avg. Stride Freq. [Hz]	2.2	2.2	2.2	2.2	2.2	2.4	2.3	2.3
Avg. Stride Length [m]	6.3	7.5	7.3	7.4	7.5	7.5	7.3	7.1



- [] Ranking at each section and finish
- :-:- No data available at this section
- NA No data available

Horse/Jockey Name	PERSIAN EMPIRE
Finish Rank	8
Fastest Section Time (Section)	0:11.49 (L600)
Top Speed [km/h] (Section)	65.2 (L600)
Race State	Finished



Thomas Farms RC Murray Bridge SA - Professional

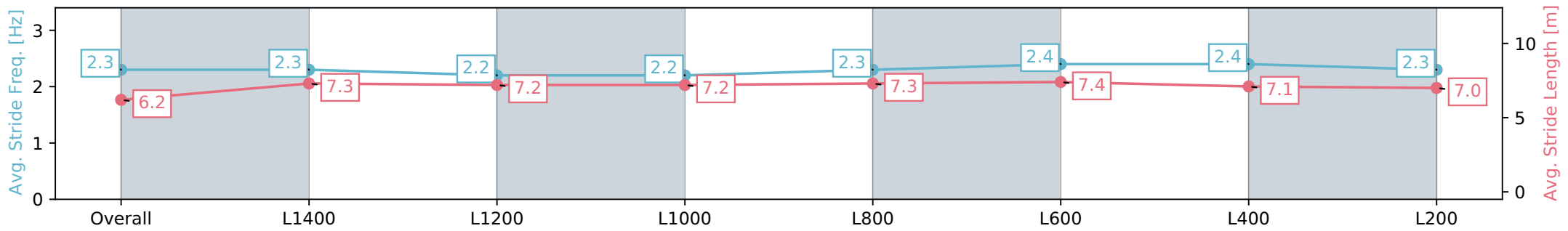
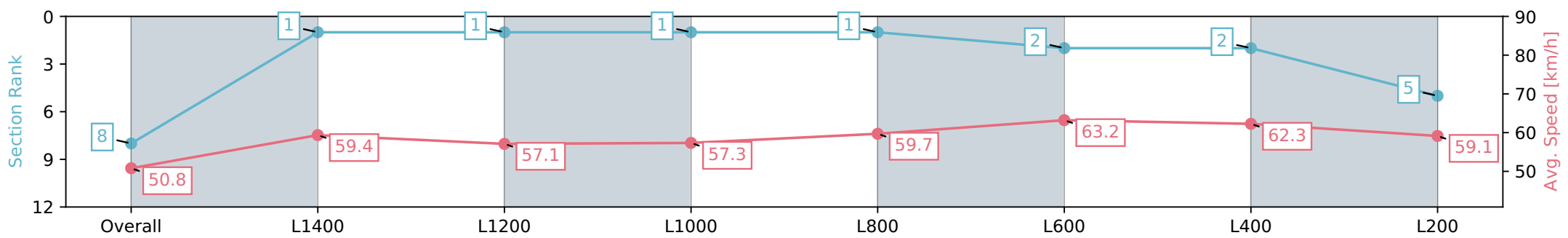
Race 3: Spry Civil Constructions Handicap - 1600m

09 March 2024 - 10:26AM

Track Rating: Soft 5, Weather: Fine, Rail Position: True



Section	Overall	L1400	L1200	L1000	L800	L600	L400	L200
Section Times	1:38.85 [8] (0:14.17)	1:24.68 [1] (0:12.14)	1:12.54 [1] (0:12.62)	0:59.92 [1] (0:12.57)	0:47.34 [1] (0:12.12)	0:35.22 [2] (0:11.49)	0:23.73 [2] (0:11.55)	0:12.18 [5] (0:12.18)
Average Speed [km/h]	50.8	59.4	57.1	57.3	59.7	63.2	62.3	59.1
Top Speed [km/h]	61.3	60.8	58.4	59.0	61.9	65.2	65.1	61.3
Avg. Dist. to Rail [m]	5.2	0.6	0.1	0.4	1.1	2.1	3.9	3.9
Avg. Stride Freq. [Hz]	2.3	2.3	2.2	2.2	2.3	2.4	2.4	2.3
Avg. Stride Length [m]	6.2	7.3	7.2	7.2	7.3	7.4	7.1	7.0



- [] Ranking at each section and finish
- :-:- No data available at this section
- NA No data available

Horse/Jockey Name	ZOFFANY ROCKET
Finish Rank	9
Fastest Section Time (Section)	0:11.25 (L400)
Top Speed [km/h] (Section)	66.0 (L400)
Race State	Finished



Thomas Farms RC Murray Bridge SA - Professional

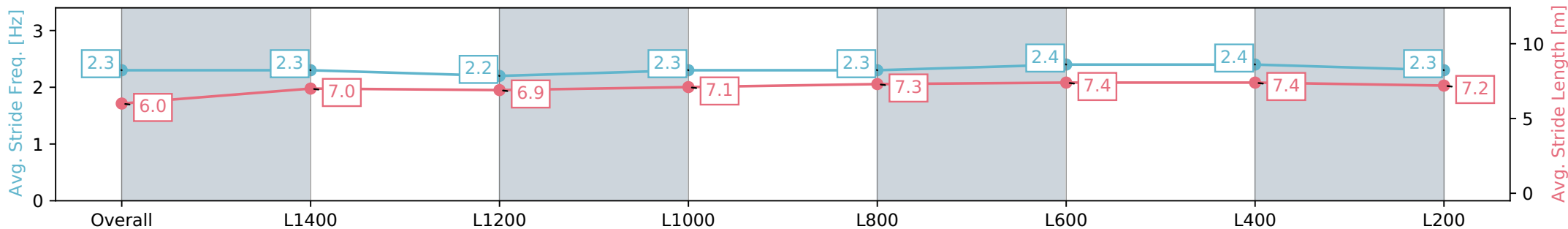
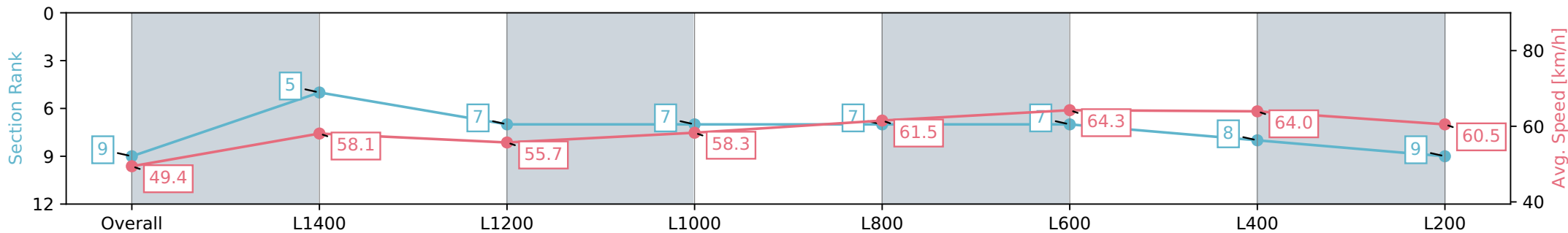
Race 3: Spry Civil Constructions Handicap - 1600m

09 March 2024 - 10:26AM

Track Rating: Soft 5, Weather: Fine, Rail Position: True



Section	Overall	L1400	L1200	L1000	L800	L600	L400	L200
Section Times	1:39.07 [9] (0:14.56)	1:24.50 [5] (0:12.40)	1:12.10 [7] (0:12.95)	0:59.15 [7] (0:12.56)	0:46.58 [7] (0:11.95)	0:34.63 [7] (0:11.47)	0:23.16 [8] (0:11.25)	0:11.91 [9] (0:11.91)
Average Speed [km/h]	49.4	58.1	55.7	58.3	61.5	64.3	64.0	60.5
Top Speed [km/h]	59.2	60.0	57.3	61.6	63.1	65.7	66.0	63.1
Avg. Dist. to Rail [m]	3.5	2.2	2.4	3.4	4.1	5.5	8.5	8.9
Avg. Stride Freq. [Hz]	2.3	2.3	2.2	2.3	2.3	2.4	2.4	2.3
Avg. Stride Length [m]	6.0	7.0	6.9	7.1	7.3	7.4	7.4	7.2



- [] Ranking at each section and finish
- :-:- No data available at this section
- NA No data available