



RACINGSA

Thomas Farms RC Murray Bridge SA
Race 2: Adelaide Galvanising Industries Handicap - 1200m
09 March 2024 - 9:55AM



Track Rating: Soft 5, Weather: Fine, Rail Position: True

Table with columns: Section, Field Times, Position, #, Horse/Jockey, Barrier, Top Speed [km/h], Fastest Section, First 400m, Overall, L1000, L800, L600, L400, L200, Margin, Distance Travelled From Winner [m]. Rows include BALLON D'OR, ICHIBANSAN, JACKS ON ICE, ROCKSTAR MEGGSY, COPPERFIELD, PORTATION, and HIGH 'N' DRY.

Scratched: Lumber Punk (#3), Anjopin (#4)

- [] Position in running at each section and finish
Saddle cloth number
-:-:- No data available at this section
NA No data available
Background shading for fastest section

Horse/Jockey Name	BALLON D'OR
Finish Rank	1
Fastest Section Time (Section)	0:10.63 (L400)
Top Speed [km/h] (Section)	68.3 (L400)
Race State	Finished



Thomas Farms RC Murray Bridge SA - Professional

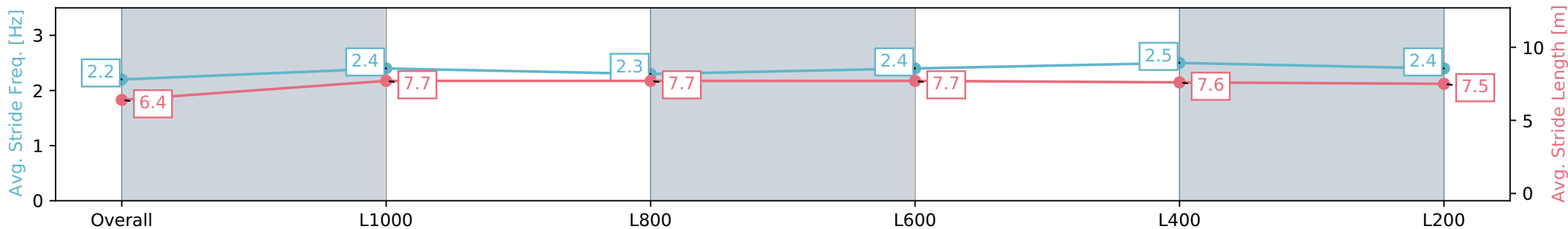
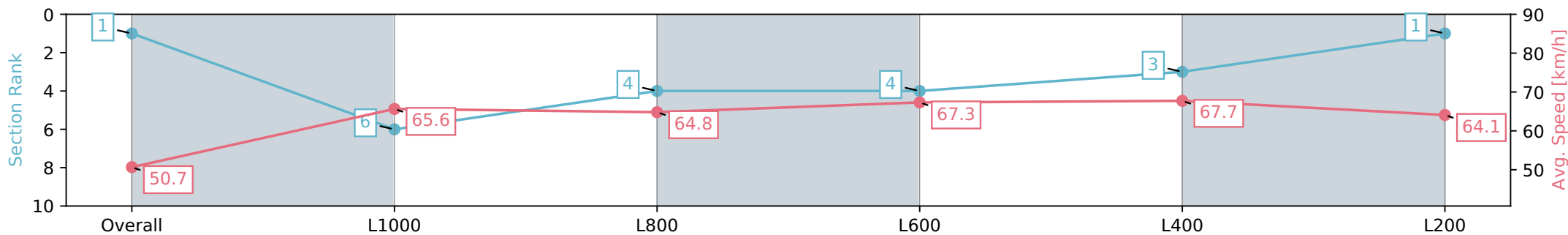
Race 2: Adelaide Galvanising Industries Handicap - 1200m

09 March 2024 - 9:55AM

Track Rating: Soft 5, Weather: Fine, Rail Position: True



Section	Overall	L1000	L800	L600	L400	L200
Section Times	1:09.05 [1] (0:14.23)	0:54.82 [6] (0:10.96)	0:43.86 [4] (0:11.14)	0:32.72 [4] (0:10.84)	0:21.88 [3] (0:10.63)	0:11.25 [1] (0:11.25)
Average Speed [km/h]	50.7	65.6	64.8	67.3	67.7	64.1
Top Speed [km/h]	65.7	66.2	66.4	68.1	68.3	66.5
Avg. Dist. to Rail [m]	2.1	0.7	0.8	3.8	8.1	10.0
Avg. Stride Freq. [Hz]	2.2	2.4	2.3	2.4	2.5	2.4
Avg. Stride Length [m]	6.4	7.7	7.7	7.7	7.6	7.5



Report Created: Sat 09 March 2024 11:48:22 GMT+11 (Note: Timing is based on positional data)

- [] Ranking at each section and finish
- :-:- No data available at this section
- NA No data available

Horse/Jockey Name	ICHIBANSAN
Finish Rank	2
Fastest Section Time (Section)	0:10.75 (L400)
Top Speed [km/h] (Section)	68.2 (L600)
Race State	Finished



Thomas Farms RC Murray Bridge SA - Professional

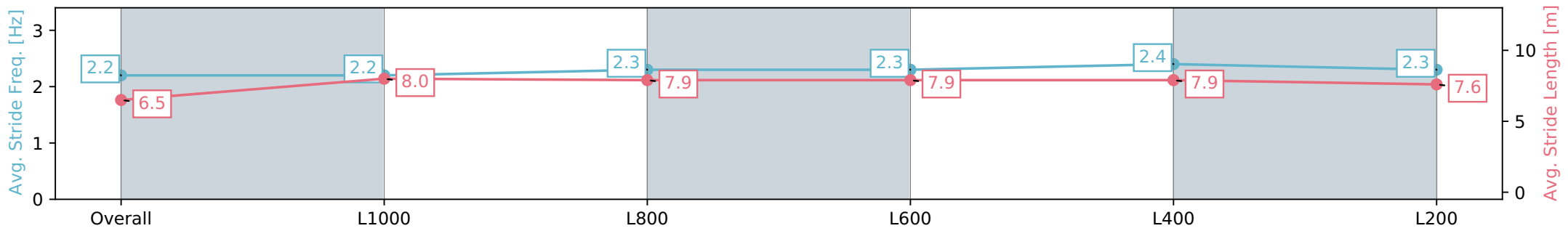
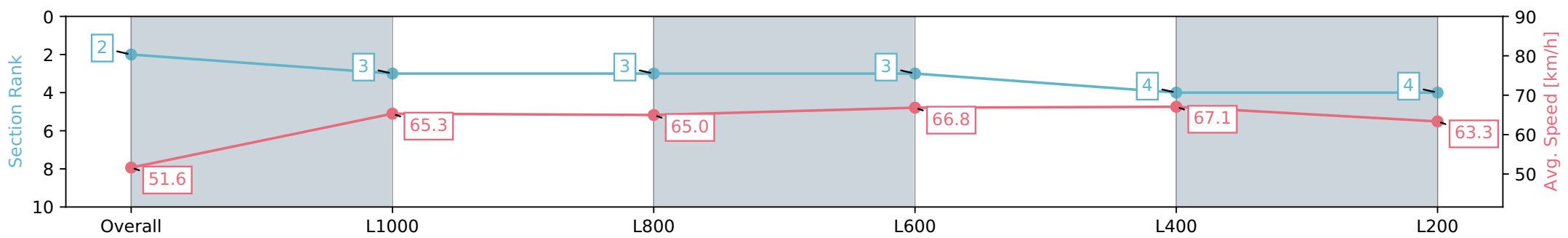
Race 2: Adelaide Galvanising Industries Handicap - 1200m

09 March 2024 - 9:55AM

Track Rating: Soft 5, Weather: Fine, Rail Position: True



Section	Overall	L1000	L800	L600	L400	L200
Section Times	1:09.35 [2] (0:13.96)	0:55.39 [3] (0:11.04)	0:44.35 [3] (0:11.21)	0:33.14 [3] (0:11.02)	0:22.12 [4] (0:10.75)	0:11.37 [4] (0:11.37)
Average Speed [km/h]	51.6	65.3	65.0	66.8	67.1	63.3
Top Speed [km/h]	64.9	65.6	65.3	68.2	67.7	65.8
Avg. Dist. to Rail [m]	1.8	2.1	4.5	5.3	7.6	8.7
Avg. Stride Freq. [Hz]	2.2	2.2	2.3	2.3	2.4	2.3
Avg. Stride Length [m]	6.5	8.0	7.9	7.9	7.9	7.6



- [] Ranking at each section and finish
- :-:- No data available at this section
- NA No data available

Horse/Jockey Name	JACKS ON ICE
Finish Rank	3
Fastest Section Time (Section)	0:10.75 (L400)
Top Speed [km/h] (Section)	68.5 (L400)
Race State	Finished



Thomas Farms RC Murray Bridge SA - Professional

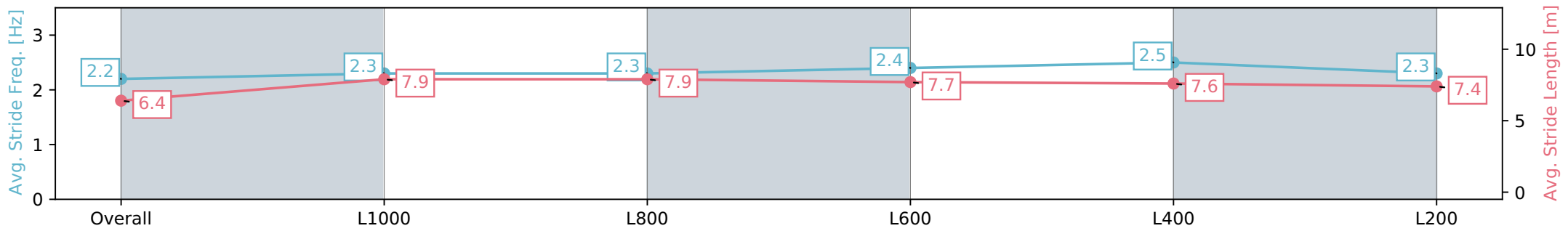
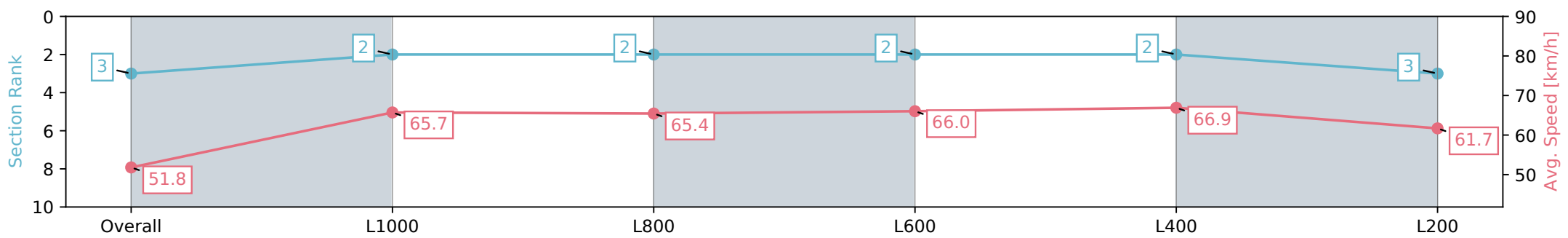
Race 2: Adelaide Galvanising Industries Handicap - 1200m

09 March 2024 - 9:55AM

Track Rating: Soft 5, Weather: Fine, Rail Position: True



Section	Overall	L1000	L800	L600	L400	L200
Section Times	1:09.49 [3] (0:13.91)	0:55.58 [2] (0:10.96)	0:44.62 [2] (0:11.12)	0:33.50 [2] (0:11.07)	0:22.43 [2] (0:10.75)	0:11.68 [3] (0:11.68)
Average Speed [km/h]	51.8	65.7	65.4	66.0	66.9	61.7
Top Speed [km/h]	66.2	66.2	65.8	67.2	68.5	64.9
Avg. Dist. to Rail [m]	1.1	0.7	2.9	3.6	3.8	4.4
Avg. Stride Freq. [Hz]	2.2	2.3	2.3	2.4	2.5	2.3
Avg. Stride Length [m]	6.4	7.9	7.9	7.7	7.6	7.4



Report Created: Sat 09 March 2024 11:48:28 GMT+11 (Note: Timing is based on positional data)

- [] Ranking at each section and finish
- :-:- No data available at this section
- NA No data available



Horse/Jockey Name	ROCKSTAR MEGGSY
Finish Rank	4
Fastest Section Time (Section)	0:10.54 (L400)
Top Speed [km/h] (Section)	69.6 (L400)
Race State	Finished



Thomas Farms RC Murray Bridge SA - Professional

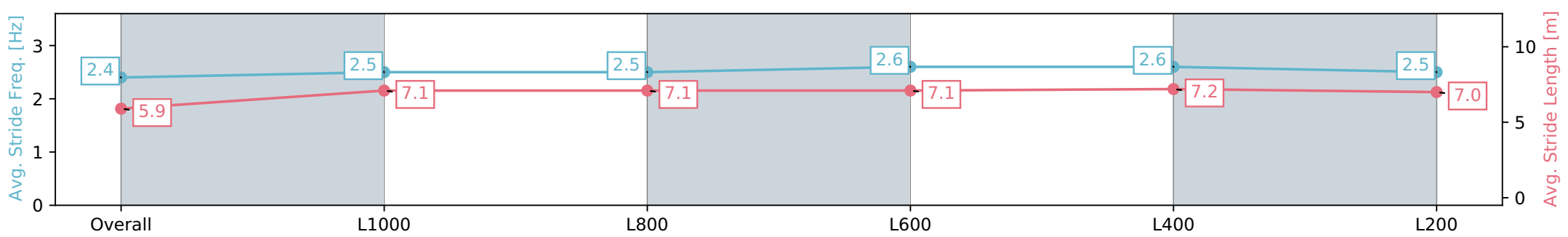
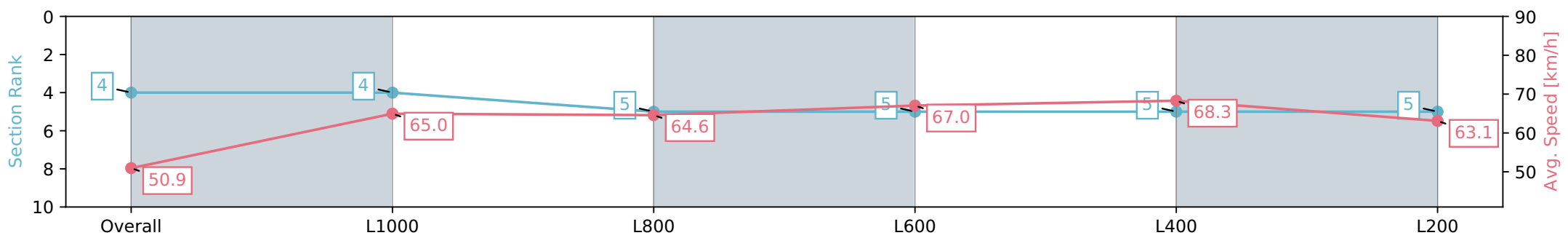
Race 2: Adelaide Galvanising Industries Handicap - 1200m

09 March 2024 - 9:55AM

Track Rating: Soft 5, Weather: Fine, Rail Position: True



Section	Overall	L1000	L800	L600	L400	L200
Section Times	1:09.50 [4] (0:14.15)	0:55.35 [4] (0:11.09)	0:44.26 [5] (0:11.33)	0:32.93 [5] (0:10.98)	0:21.95 [5] (0:10.54)	0:11.41 [5] (0:11.41)
Average Speed [km/h]	50.9	65.0	64.6	67.0	68.3	63.1
Top Speed [km/h]	64.0	65.4	65.9	68.5	69.6	66.7
Avg. Dist. to Rail [m]	3.8	2.5	4.6	5.2	6.9	8.2
Avg. Stride Freq. [Hz]	2.4	2.5	2.5	2.6	2.6	2.5
Avg. Stride Length [m]	5.9	7.1	7.1	7.1	7.2	7.0



Report Created: Sat 09 March 2024 11:48:31 GMT+11 (Note: Timing is based on positional data)

- [] Ranking at each section and finish
- :-:- No data available at this section
- NA No data available



Horse/Jockey Name	COPPERFIELD
Finish Rank	5
Fastest Section Time (Section)	0:10.62 (L400)
Top Speed [km/h] (Section)	70.0 (L400)
Race State	Finished



Thomas Farms RC Murray Bridge SA - Professional

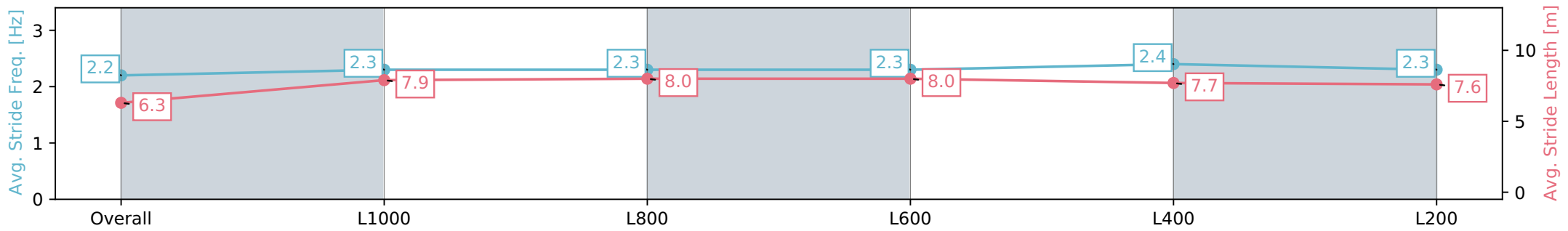
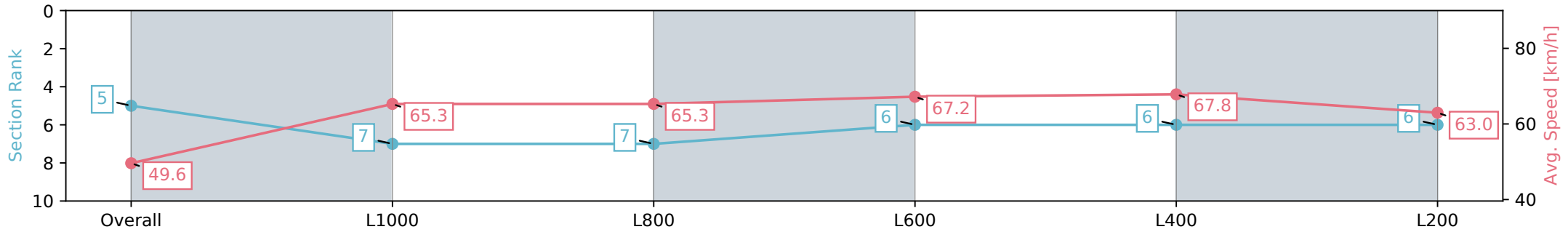
Race 2: Adelaide Galvanising Industries Handicap - 1200m

09 March 2024 - 9:55AM

Track Rating: Soft 5, Weather: Fine, Rail Position: True



Section	Overall	L1000	L800	L600	L400	L200
Section Times	1:09.68 [5] (0:14.53)	0:55.15 [7] (0:11.02)	0:44.13 [7] (0:11.13)	0:33.00 [6] (0:10.95)	0:22.05 [6] (0:10.62)	0:11.43 [6] (0:11.43)
Average Speed [km/h]	49.6	65.3	65.3	67.2	67.8	63.0
Top Speed [km/h]	64.3	65.5	65.6	69.1	70.0	66.8
Avg. Dist. to Rail [m]	4.5	1.6	2.6	5.2	8.9	10.8
Avg. Stride Freq. [Hz]	2.2	2.3	2.3	2.3	2.4	2.3
Avg. Stride Length [m]	6.3	7.9	8.0	8.0	7.7	7.6



Report Created: Sat 09 March 2024 11:48:34 GMT+11 (Note: Timing is based on positional data)

- [] Ranking at each section and finish
- :-:- No data available at this section
- NA No data available



Horse/Jockey Name	PORTATION
Finish Rank	6
Fastest Section Time (Section)	0:10.86 (L1000)
Top Speed [km/h] (Section)	67.4 (L600)
Race State	Finished



Thomas Farms RC Murray Bridge SA - Professional

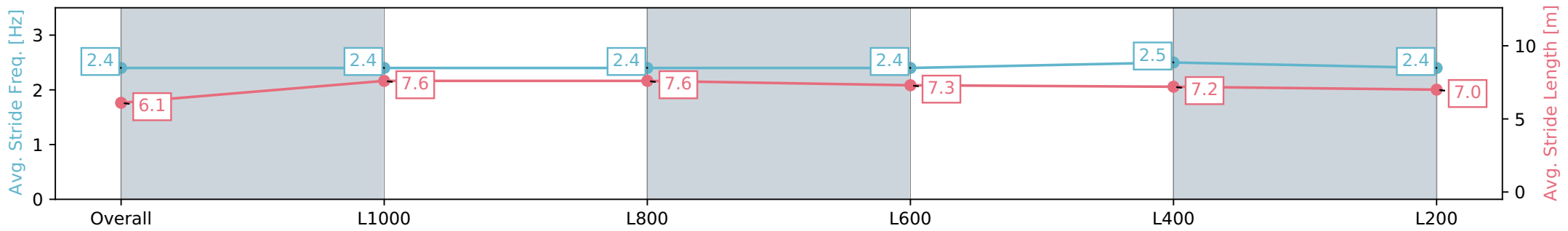
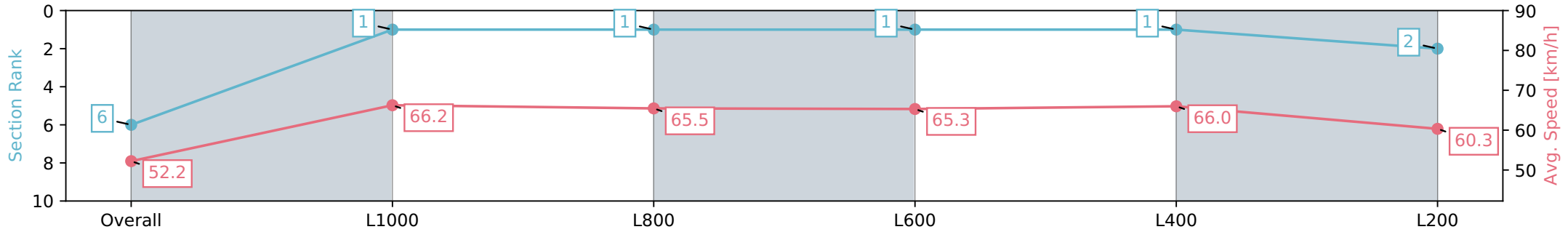
Race 2: Adelaide Galvanising Industries Handicap - 1200m

09 March 2024 - 9:55AM

Track Rating: Soft 5, Weather: Fine, Rail Position: True



Section	Overall	L1000	L800	L600	L400	L200
Section Times	1:09.73 [6] (0:13.80)	0:55.93 [1] (0:10.86)	0:45.07 [1] (0:11.07)	0:34.00 [1] (0:11.18)	0:22.82 [1] (0:10.90)	0:11.92 [2] (0:11.92)
Average Speed [km/h]	52.2	66.2	65.5	65.3	66.0	60.3
Top Speed [km/h]	67.0	67.3	66.3	67.4	67.1	64.0
Avg. Dist. to Rail [m]	4.7	1.8	2.5	2.8	2.4	3.3
Avg. Stride Freq. [Hz]	2.4	2.4	2.4	2.4	2.5	2.4
Avg. Stride Length [m]	6.1	7.6	7.6	7.3	7.2	7.0



- [] Ranking at each section and finish
- :-:- No data available at this section
- NA No data available

Horse/Jockey Name	HIGH 'N' DRY
Finish Rank	7
Fastest Section Time (Section)	0:10.73 (L400)
Top Speed [km/h] (Section)	69.0 (L600)
Race State	Finished



Thomas Farms RC Murray Bridge SA - Professional

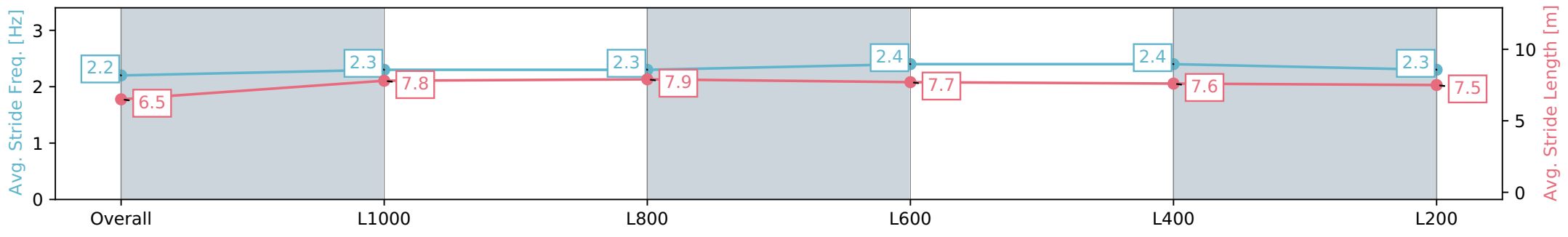
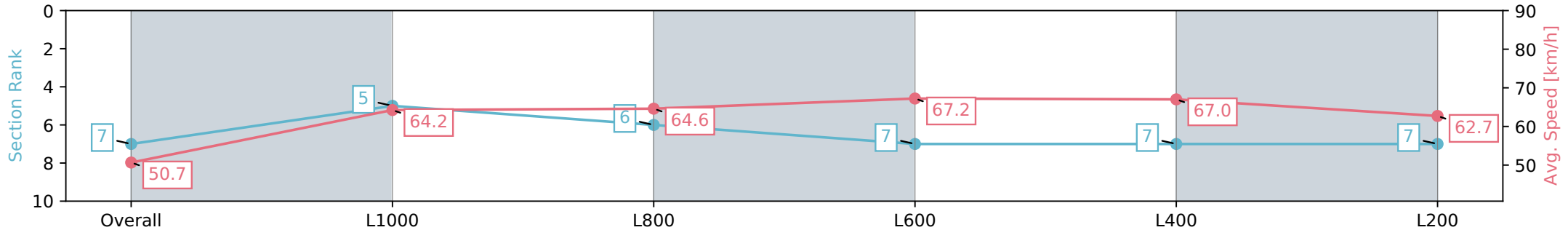
Race 2: Adelaide Galvanising Industries Handicap - 1200m

09 March 2024 - 9:55AM

Track Rating: Soft 5, Weather: Fine, Rail Position: True



Section	Overall	L1000	L800	L600	L400	L200
Section Times	1:09.92 [7] (0:14.22)	0:55.70 [5] (0:11.22)	0:44.48 [6] (0:11.27)	0:33.21 [7] (0:11.00)	0:22.21 [7] (0:10.73)	0:11.48 [7] (0:11.48)
Average Speed [km/h]	50.7	64.2	64.6	67.2	67.0	62.7
Top Speed [km/h]	64.2	64.9	65.4	69.0	68.2	65.6
Avg. Dist. to Rail [m]	5.9	2.9	4.0	6.1	10.8	11.8
Avg. Stride Freq. [Hz]	2.2	2.3	2.3	2.4	2.4	2.3
Avg. Stride Length [m]	6.5	7.8	7.9	7.7	7.6	7.5



- [] Ranking at each section and finish
- :-:- No data available at this section
- NA No data available