



RACINGSA

Thomas Farms RC Murray Bridge SA
Race 1: Sportsbet Same Race Multi Maiden Plate - 1400m
09 March 2024 - 9:28AM



Track Rating: Soft 5, Weather: Fine, Rail Position: True

Table with columns: Section, Field Times, Position, #, Horse/Jockey, Barrier, Top Speed [km/h], Fastest Section, First 400m, Overall, L1200, L1000, L800, L600, L400, Distance Travelled From Winner [m]. Rows include horses like PROVEN CORRECT, DETORON, MY CRACKLING, AMBER NOOK, GILDED AGE, FLYING YANK, HOOD RAT, THE ARITHMETICIAN, HUGOWEGO, and MCLEOD.

Scratched: Aramoso (#4), Hampton Palace (#6), High Five (#7), The Last Dance (#10), Italian Viking (#16), Honduras (#17)

Report Created: Sat 09 March 2024 11:14:28 GMT+11 (Note: Timing is based on positional data)

- [ ] Position in running at each section and finish
# Saddle cloth number
-:-:- No data available at this section
NA No data available



RACINGSA

# Thomas Farms RC Murray Bridge SA

## Race 1: Sportsbet Same Race Multi Maiden Plate - 1400m

09 March 2024 - 9:28AM



Track Rating: Soft 5, Weather: Fine, Rail Position: True

Section	Overall	L1200	L1000	L800	L600	L400
Field Times	1:24.25	1:10.82	0:59.33	0:47.05	0:34.83	0:23.50
	(0:13.43)	(0:11.49)	(0:12.28)	(0:12.22)	(0:11.34)	(0:11.40)

Position	#	Horse/Jockey	Barrier	Top Speed [km/h]	Fastest Section	First 400m	Overall	L1200	L1000	L800	L600	L400	Distance Travelled From Winner [m]
11	18	<b>SOFTLY BLACK</b>	18	63.3	0:11.69	0:26.07	1:25.93	1:11.55 [9]	0:59.86 [8]	0:48.05 [3]	0:36.19 [3]	0:24.39 [4]	+4
		Margaret Collett		600-400	1200-1000		(0:14.38)	(0:11.69)	(0:11.81)	(0:11.86)	(0:11.80)	(0:11.75)	
12	3	<b>RIVOLI VIEW</b>	3	63.4	0:11.66	0:26.18	1:26.00	1:11.57 [10]	0:59.82 [10]	0:47.65 [9]	0:35.60 [9]	0:23.70 [12]	+7
		Ryan Hurdle		1200-1000	400-200		(0:14.43)	(0:11.75)	(0:12.17)	(0:12.05)	(0:11.90)	(0:11.66)	

Scratched: Aramoso (#4), Hampton Palace (#6), High Five (#7), The Last Dance (#10), Italian Viking (#16), Honduras (#17)

- [ ] Position in running at each section and finish
- # Saddle cloth number
- :-:- No data available at this section
- Background shading for fastest section
- NA No data available



# Thomas Farms RC Murray Bridge SA

## Race 1: Sportsbet Same Race Multi Maiden Plate - 1400m

09 March 2024 - 9:28AM



Track Rating: Soft 5, Weather: Fine, Rail Position: True

Section L200  
Field Times 0:12.09  
(0:12.09)

Position	#	Horse/Jockey	Barrier	Top Speed [km/h]	Fastest Section	First 400m	Margin					Distance Travelled From Winner [m]
1	9	<b>PROVEN CORRECT</b> Jason Holder	9	66.1 600-400	0:11.21 400-200	0:25.83 (0:11.87)	0:11.87 [2] 1:24.25					
2	11	<b>DETORON</b> Alana Livesey	11	65.3 1400-1200	0:11.34 600-400	0:24.92 (0:12.19)	0:12.19 [1] 0.6L					-1
3	8	<b>MY CRACKLING</b> Lachlan Neindorf	8	66.3 600-400	0:11.19 400-200	0:25.92 (0:11.78)	0:11.78 [3] 2.1L					+2
4	12	<b>AMBER NOOK</b> Callan Murray	12	64.5 400-200	0:11.42 400-200	0:25.66 (0:11.75)	0:11.75 [7] 3.7L					+4
5	5	<b>GILDED AGE</b> Dom Tourneur	5	65.7 600-400	0:11.20 400-200	0:26.46 (0:11.64)	0:11.64 [8] 4.1L					+7
6	13	<b>FLYING YANK</b> Caitlin Jones	13	64.8 600-400	0:11.35 400-200	0:25.95 (0:11.96)	0:11.96 [6] 4.9L					+5
7	1	<b>HOOD RAT</b> Teagan Voorham	1	65.6 600-400	0:11.22 400-200	0:26.07 (0:12.06)	0:12.06 [5] 5.2L					+3
8	14	<b>THE ARITHMETICIAN</b> Kayla Crowther	14	65.2 400-200	0:11.31 400-200	0:26.10 (0:12.07)	0:12.07 [11] 8.0L					+5
9	2	<b>HUGOWEGO</b> Jacob Opperman	2	65.4 600-400	0:11.28 600-400	0:26.35 (0:12.28)	0:12.29 [10] 8.9L					-1
10	15	<b>MCLEOD</b> Britney Wong	15	65.2 1400-1200	0:11.57 600-400	0:25.44 (0:12.76)	0:12.76 [4] 9.4L					-2

Scratched: Aramoso (#4), Hampton Palace (#6), High Five (#7), The Last Dance (#10), Italian Viking (#16), Honduras (#17)

- [ ] Position in running at each section and finish
- # Saddle cloth number
- :-:- No data available at this section
- Background shading for fastest section
- NA No data available



RACINGSA

Thomas Farms RC Murray Bridge SA
Race 1: Sportsbet Same Race Multi Maiden Plate - 1400m
09 March 2024 - 9:28AM



Track Rating: Soft 5, Weather: Fine, Rail Position: True

Section

L200

Field Times

0:12.09

(0:12.09)

Table with columns: Position, #, Horse/Jockey, Barrier, Top Speed [km/h], Fastest Section, First 400m, Margin, Distance Travelled From Winner [m]. Rows include SOFTLY BLACK and RIVOLI VIEW.

Scratched: Aramoso (#4), Hampton Palace (#6), High Five (#7), The Last Dance (#10), Italian Viking (#16), Honduras (#17)

- Legend for symbols: [ ] Position in running at each section and finish, # Saddle cloth number, -:-:- No data available at this section, Background shading for fastest section, NA No data available

Horse/Jockey Name	PROVEN CORRECT
Finish Rank	1
Fastest Section Time (Section)	0:11.21 (L400)
Top Speed [km/h] (Section)	66.1 (L600)
Race State	Finished



Thomas Farms RC Murray Bridge SA - Professional

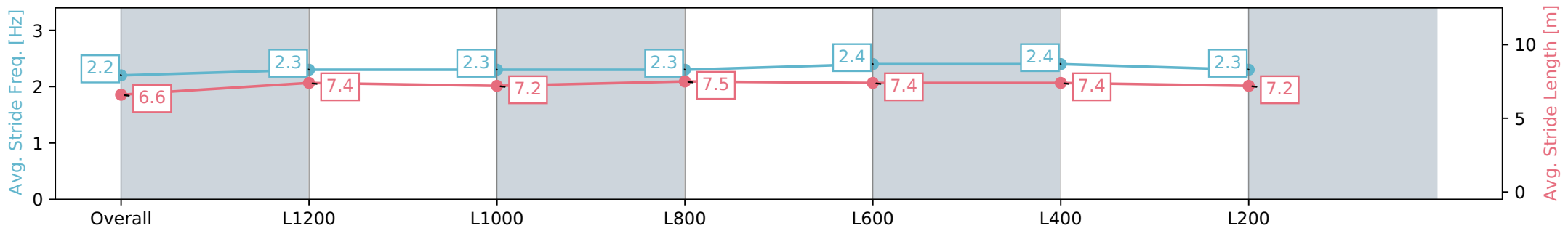
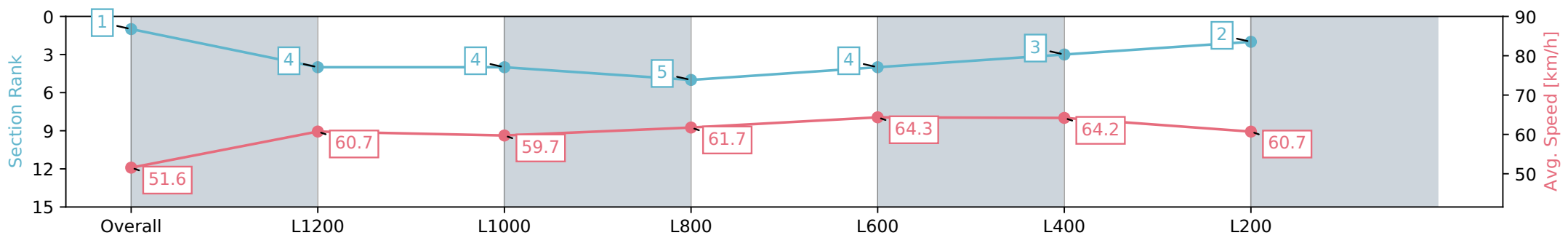
Race 1: Sportsbet Same Race Multi Maiden Plate - 1400m

09 March 2024 - 9:28AM

Track Rating: Soft 5, Weather: Fine, Rail Position: True



Section	Overall	L1200	L1000	L800	L600	L400	L200
Section Times	1:24.25 [1] (0:13.96)	1:10.29 [4] (0:11.87)	0:58.42 [4] (0:12.19)	0:46.23 [5] (0:11.80)	0:34.43 [4] (0:11.35)	0:23.08 [3] (0:11.21)	0:11.87 [2] (0:11.87)
Average Speed [km/h]	51.6	60.7	59.7	61.7	64.3	64.2	60.7
Top Speed [km/h]	64.0	64.1	60.9	63.3	66.1	66.0	63.7
Avg. Dist. to Rail [m]	3.5	0.2	1.8	2.6	3.4	5.1	5.7
Avg. Stride Freq. [Hz]	2.2	2.3	2.3	2.3	2.4	2.4	2.3
Avg. Stride Length [m]	6.6	7.4	7.2	7.5	7.4	7.4	7.2



- [ ] Ranking at each section and finish
- :-:- No data available at this section
- NA No data available

Horse/Jockey Name	DETORON
Finish Rank	2
Fastest Section Time (Section)	0:11.34 (L600)
Top Speed [km/h] (Section)	65.3 (Overall)
Race State	Finished



Thomas Farms RC Murray Bridge SA - Professional

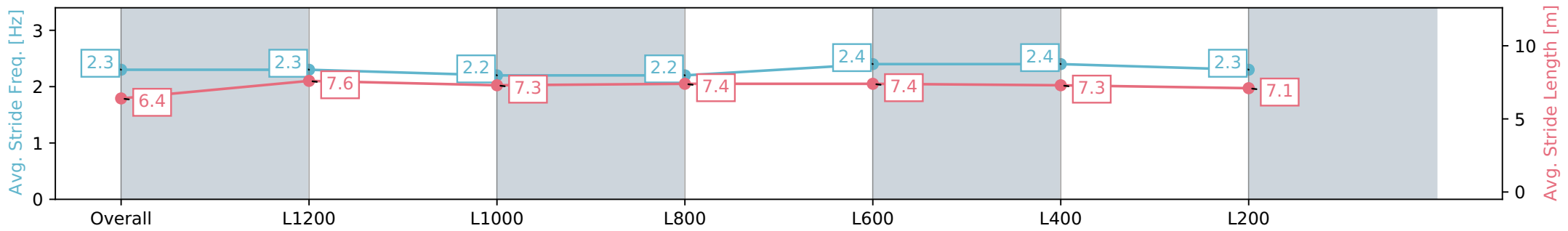
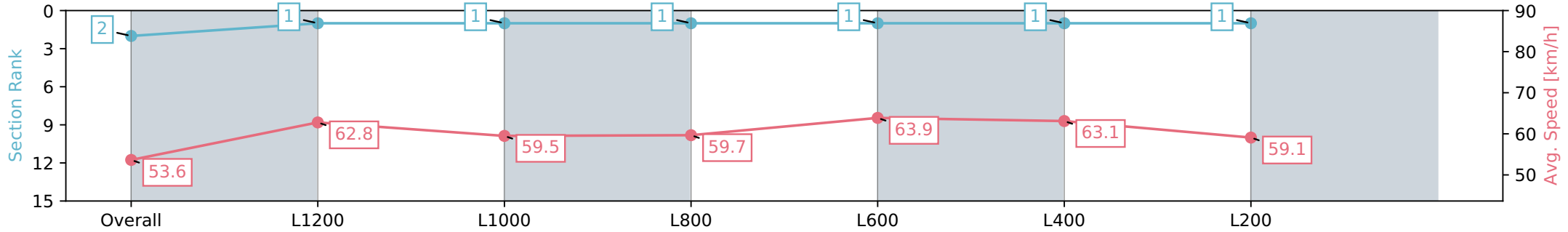
Race 1: Sportsbet Same Race Multi Maiden Plate - 1400m

09 March 2024 - 9:28AM

Track Rating: Soft 5, Weather: Fine, Rail Position: True



Section	Overall	L1200	L1000	L800	L600	L400	L200
Section Times	1:24.34 [2] (0:13.43)	1:10.91 [1] (0:11.49)	0:59.42 [1] (0:12.27)	0:47.15 [1] (0:12.22)	0:34.93 [1] (0:11.34)	0:23.59 [1] (0:11.40)	0:12.19 [1] (0:12.19)
Average Speed [km/h]	53.6	62.8	59.5	59.7	63.9	63.1	59.1
Top Speed [km/h]	65.3	64.6	61.1	61.7	65.1	64.9	60.7
Avg. Dist. to Rail [m]	1.9	0.9	2.9	2.6	1.4	2.3	3.9
Avg. Stride Freq. [Hz]	2.3	2.3	2.2	2.2	2.4	2.4	2.3
Avg. Stride Length [m]	6.4	7.6	7.3	7.4	7.4	7.3	7.1



- [ ] Ranking at each section and finish
- :-:- No data available at this section
- NA No data available

Horse/Jockey Name	MY CRACKLING
Finish Rank	3
Fastest Section Time (Section)	0:11.19 (L400)
Top Speed [km/h] (Section)	66.3 (L600)
Race State	Finished



Thomas Farms RC Murray Bridge SA - Professional

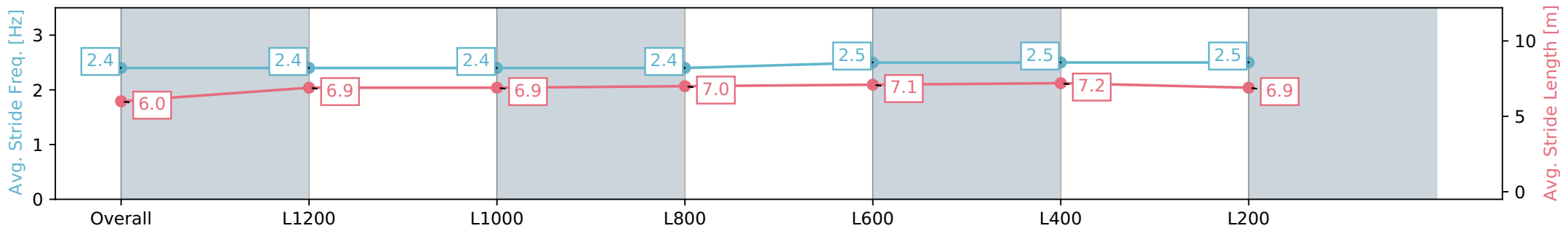
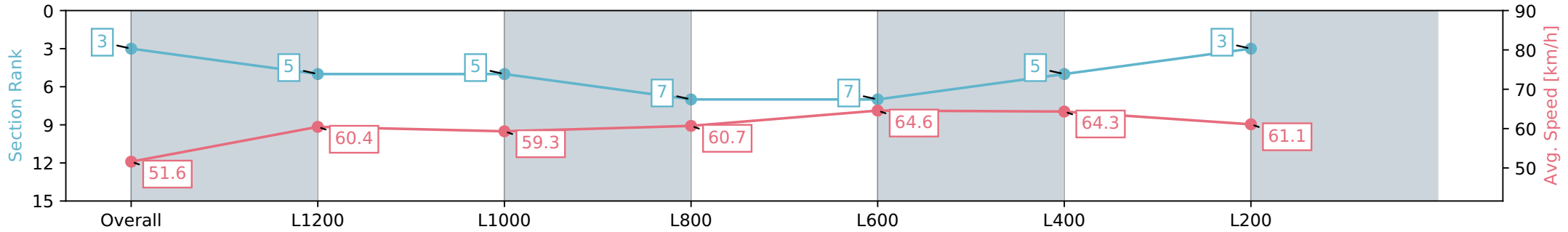
Race 1: Sportsbet Same Race Multi Maiden Plate - 1400m

09 March 2024 - 9:28AM

Track Rating: Soft 5, Weather: Fine, Rail Position: True



Section	Overall	L1200	L1000	L800	L600	L400	L200
Section Times	1:24.59 [3] (0:13.98)	1:10.61 [5] (0:11.94)	0:58.67 [5] (0:12.33)	0:46.34 [7] (0:12.04)	0:34.30 [7] (0:11.33)	0:22.97 [5] (0:11.19)	0:11.78 [3] (0:11.78)
Average Speed [km/h]	51.6	60.4	59.3	60.7	64.6	64.3	61.1
Top Speed [km/h]	63.3	62.5	60.4	61.7	66.3	65.3	62.6
Avg. Dist. to Rail [m]	4.7	1.2	3.0	3.4	3.5	6.3	6.2
Avg. Stride Freq. [Hz]	2.4	2.4	2.4	2.4	2.5	2.5	2.5
Avg. Stride Length [m]	6.0	6.9	6.9	7.0	7.1	7.2	6.9



- [ ] Ranking at each section and finish
- :-:- No data available at this section
- NA No data available

Horse/Jockey Name	AMBER NOOK
Finish Rank	4
Fastest Section Time (Section)	0:11.42 (L400)
Top Speed [km/h] (Section)	64.5 (L400)
Race State	Finished



Thomas Farms RC Murray Bridge SA - Professional

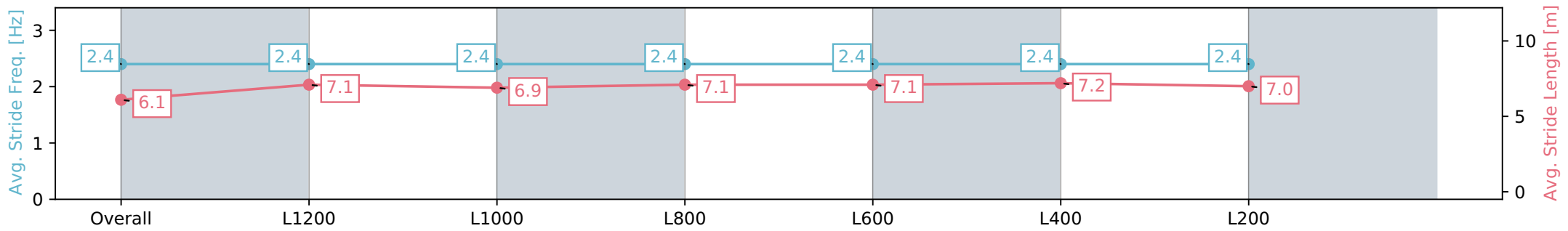
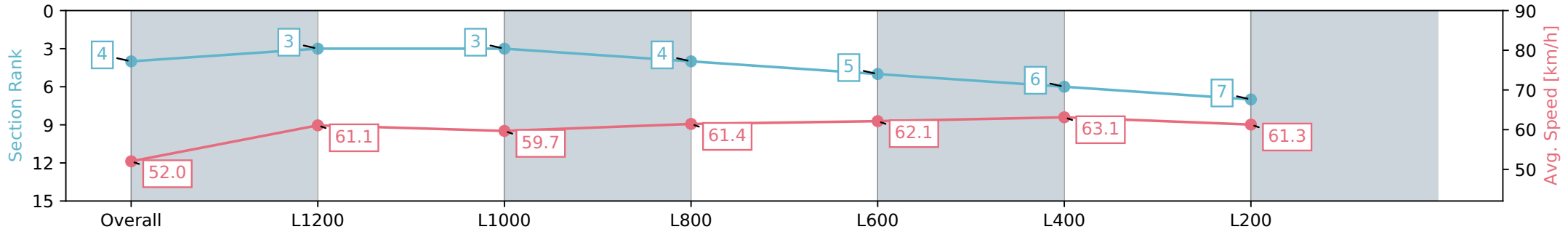
Race 1: Sportsbet Same Race Multi Maiden Plate - 1400m

09 March 2024 - 9:28AM

Track Rating: Soft 5, Weather: Fine, Rail Position: True



Section	Overall	L1200	L1000	L800	L600	L400	L200
Section Times	1:24.84 [4] (0:13.85)	1:10.99 [3] (0:11.81)	0:59.18 [3] (0:12.32)	0:46.86 [4] (0:11.90)	0:34.96 [5] (0:11.79)	0:23.17 [6] (0:11.42)	0:11.75 [7] (0:11.75)
Average Speed [km/h]	52.0	61.1	59.7	61.4	62.1	63.1	61.3
Top Speed [km/h]	62.2	63.6	60.9	63.6	63.5	64.5	62.6
Avg. Dist. to Rail [m]	3.6	2.0	4.1	3.3	4.0	5.4	4.5
Avg. Stride Freq. [Hz]	2.4	2.4	2.4	2.4	2.4	2.4	2.4
Avg. Stride Length [m]	6.1	7.1	6.9	7.1	7.1	7.2	7.0



- [ ] Ranking at each section and finish
- :-:- No data available at this section
- NA No data available



Horse/Jockey Name	GILDED AGE
Finish Rank	5
Fastest Section Time (Section)	0:11.20 (L400)
Top Speed [km/h] (Section)	65.7 (L600)
Race State	Finished



Thomas Farms RC Murray Bridge SA - Professional

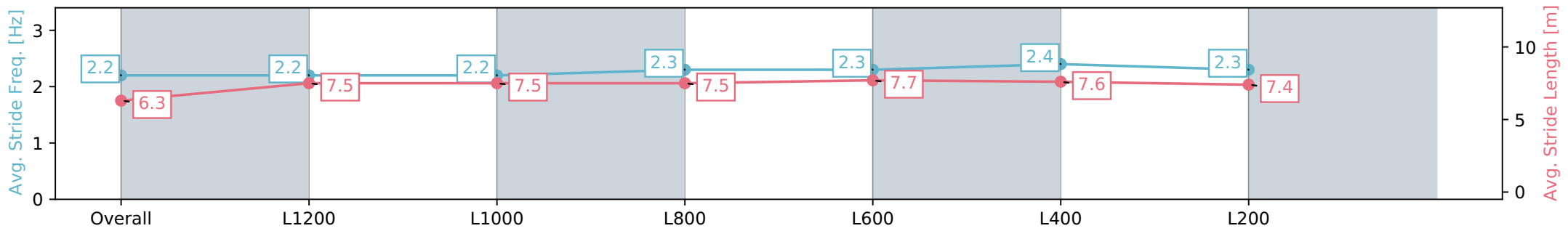
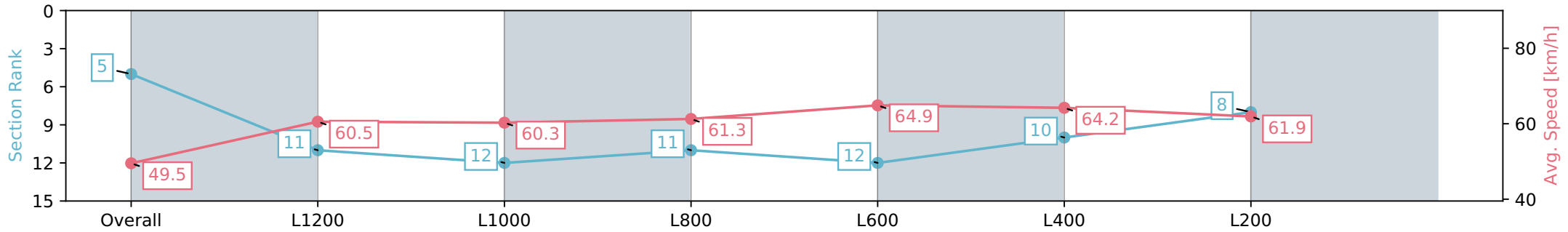
Race 1: Sportsbet Same Race Multi Maiden Plate - 1400m

09 March 2024 - 9:28AM

Track Rating: Soft 5, Weather: Fine, Rail Position: True



Section	Overall	L1200	L1000	L800	L600	L400	L200
Section Times	1:24.90 [5] (0:14.53)	1:10.37 [11] (0:11.93)	0:58.44 [12] (0:12.18)	0:46.26 [11] (0:12.08)	0:34.18 [12] (0:11.34)	0:22.84 [10] (0:11.20)	0:11.64 [8] (0:11.64)
Average Speed [km/h]	49.5	60.5	60.3	61.3	64.9	64.2	61.9
Top Speed [km/h]	63.6	63.6	61.5	63.2	65.7	65.3	63.3
Avg. Dist. to Rail [m]	6.1	1.7	4.0	5.2	5.0	11.6	11.7
Avg. Stride Freq. [Hz]	2.2	2.2	2.2	2.3	2.3	2.4	2.3
Avg. Stride Length [m]	6.3	7.5	7.5	7.5	7.7	7.6	7.4



- [ ] Ranking at each section and finish
- :-:- No data available at this section
- NA No data available

Horse/Jockey Name	FLYING YANK
Finish Rank	6
Fastest Section Time (Section)	0:11.35 (L400)
Top Speed [km/h] (Section)	64.8 (L600)
Race State	Finished



Thomas Farms RC Murray Bridge SA - Professional

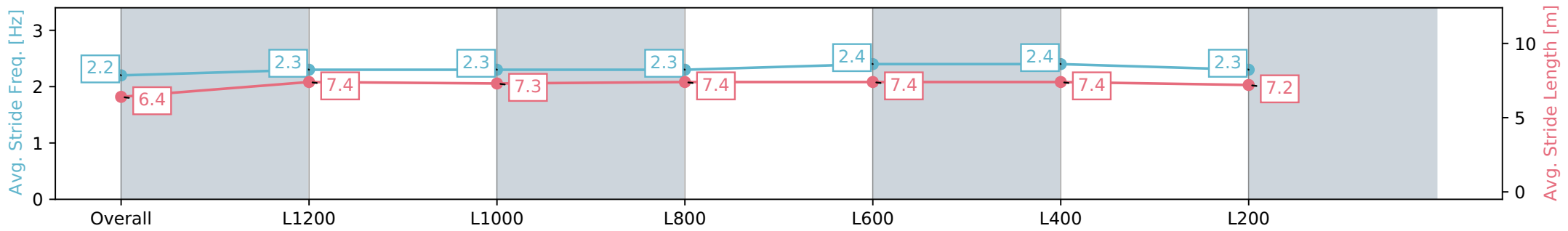
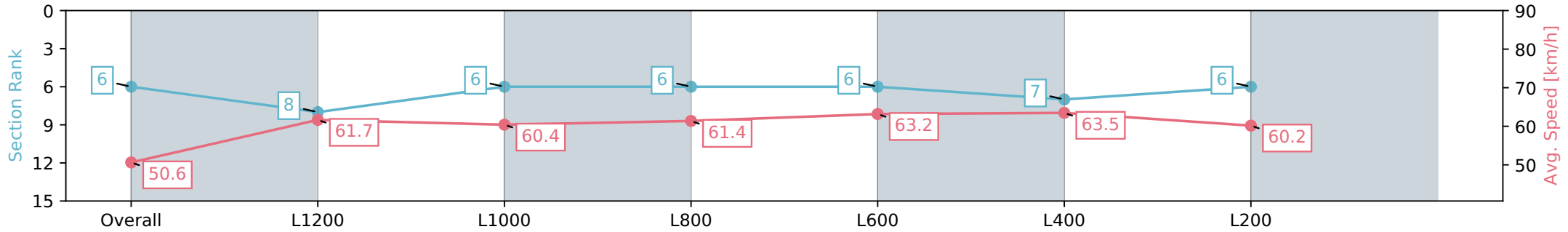
Race 1: Sportsbet Same Race Multi Maiden Plate - 1400m

09 March 2024 - 9:28AM

Track Rating: Soft 5, Weather: Fine, Rail Position: True



Section	Overall	L1200	L1000	L800	L600	L400	L200
Section Times	1:25.03 [6] (0:14.25)	1:10.78 [8] (0:11.70)	0:59.08 [6] (0:12.19)	0:46.89 [6] (0:11.98)	0:34.91 [6] (0:11.60)	0:23.31 [7] (0:11.35)	0:11.96 [6] (0:11.96)
Average Speed [km/h]	50.6	61.7	60.4	61.4	63.2	63.5	60.2
Top Speed [km/h]	63.1	63.4	61.0	62.0	64.8	64.1	62.3
Avg. Dist. to Rail [m]	7.4	2.9	4.5	3.9	4.7	9.6	8.8
Avg. Stride Freq. [Hz]	2.2	2.3	2.3	2.3	2.4	2.4	2.3
Avg. Stride Length [m]	6.4	7.4	7.3	7.4	7.4	7.4	7.2



- [ ] Ranking at each section and finish
- :-:- No data available at this section
- NA No data available

Horse/Jockey Name	HOOD RAT
Finish Rank	7
Fastest Section Time (Section)	0:11.22 (L400)
Top Speed [km/h] (Section)	65.6 (L600)
Race State	Finished



Thomas Farms RC Murray Bridge SA - Professional

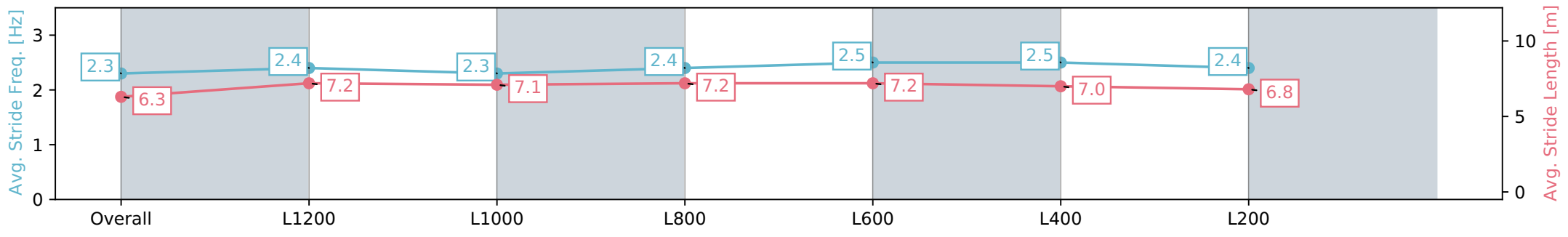
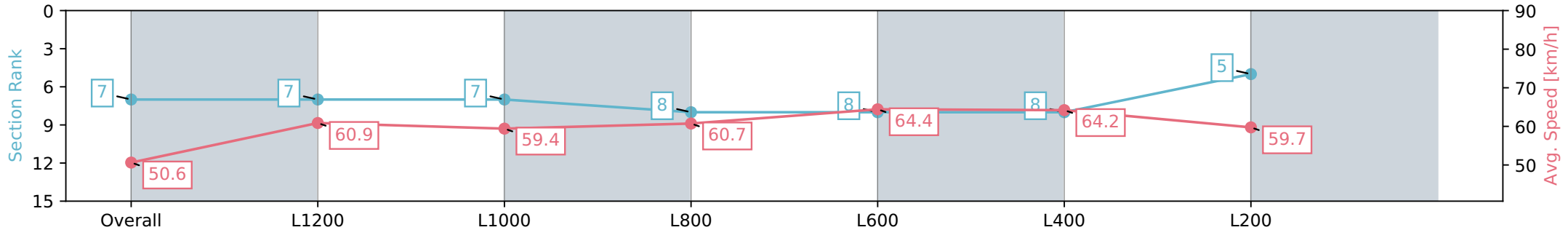
Race 1: Sportsbet Same Race Multi Maiden Plate - 1400m

09 March 2024 - 9:28AM

Track Rating: Soft 5, Weather: Fine, Rail Position: True



Section	Overall	L1200	L1000	L800	L600	L400	L200
Section Times	1:25.07 [7] (0:14.24)	1:10.83 [7] (0:11.83)	0:59.00 [7] (0:12.26)	0:46.74 [8] (0:12.02)	0:34.72 [8] (0:11.44)	0:23.28 [8] (0:11.22)	0:12.06 [5] (0:12.06)
Average Speed [km/h]	50.6	60.9	59.4	60.7	64.4	64.2	59.7
Top Speed [km/h]	65.6	65.6	61.5	63.5	65.6	65.0	62.3
Avg. Dist. to Rail [m]	1.6	0.3	2.1	3.0	5.7	10.2	9.0
Avg. Stride Freq. [Hz]	2.3	2.4	2.3	2.4	2.5	2.5	2.4
Avg. Stride Length [m]	6.3	7.2	7.1	7.2	7.2	7.0	6.8



- [ ] Ranking at each section and finish
- :-:- No data available at this section
- NA No data available

Horse/Jockey Name	THE ARITHMETICIAN
Finish Rank	8
Fastest Section Time (Section)	0:11.31 (L400)
Top Speed [km/h] (Section)	65.2 (L400)
Race State	Finished



Thomas Farms RC Murray Bridge SA - Professional

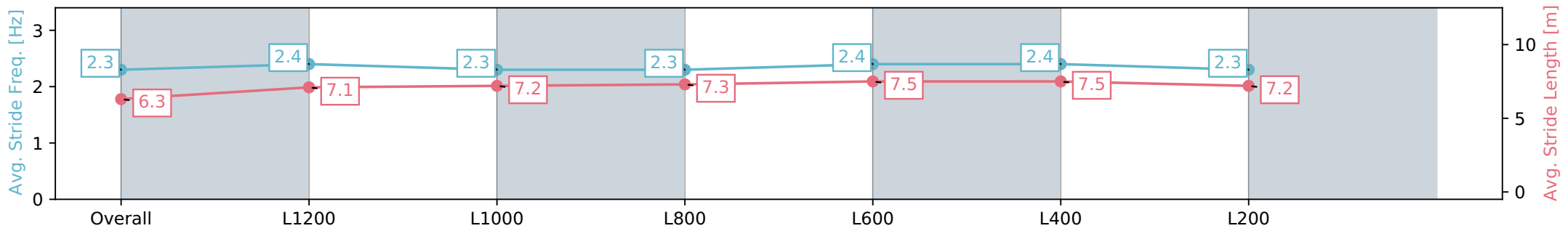
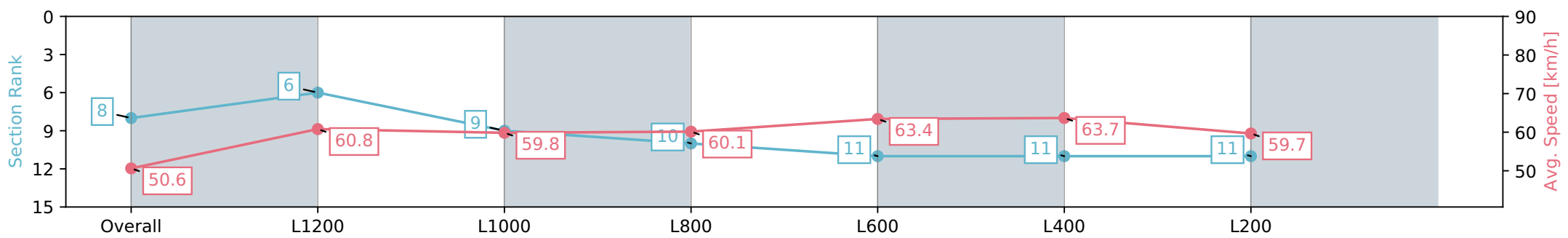
Race 1: Sportsbet Same Race Multi Maiden Plate - 1400m

09 March 2024 - 9:28AM

Track Rating: Soft 5, Weather: Fine, Rail Position: True



Section	Overall	L1200	L1000	L800	L600	L400	L200
Section Times	1:25.52 [8] (0:14.24)	1:11.28 [6] (0:11.86)	0:59.42 [9] (0:12.30)	0:47.12 [10] (0:12.18)	0:34.94 [11] (0:11.56)	0:23.38 [11] (0:11.31)	0:12.07 [11] (0:12.07)
Average Speed [km/h]	50.6	60.8	59.8	60.1	63.4	63.7	59.7
Top Speed [km/h]	63.4	63.6	60.9	63.3	65.1	65.2	62.2
Avg. Dist. to Rail [m]	4.9	1.7	4.2	3.9	3.8	6.9	6.8
Avg. Stride Freq. [Hz]	2.3	2.4	2.3	2.3	2.4	2.4	2.3
Avg. Stride Length [m]	6.3	7.1	7.2	7.3	7.5	7.5	7.2



- [ ] Ranking at each section and finish
- :-:- No data available at this section
- NA No data available

Horse/Jockey Name	HUGOWEGO
Finish Rank	9
Fastest Section Time (Section)	0:11.28 (L600)
Top Speed [km/h] (Section)	65.4 (L600)
Race State	Finished



Thomas Farms RC Murray Bridge SA - Professional

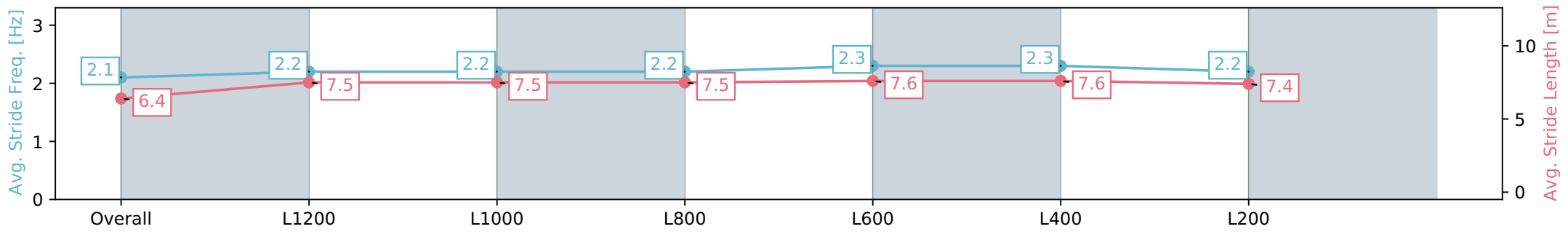
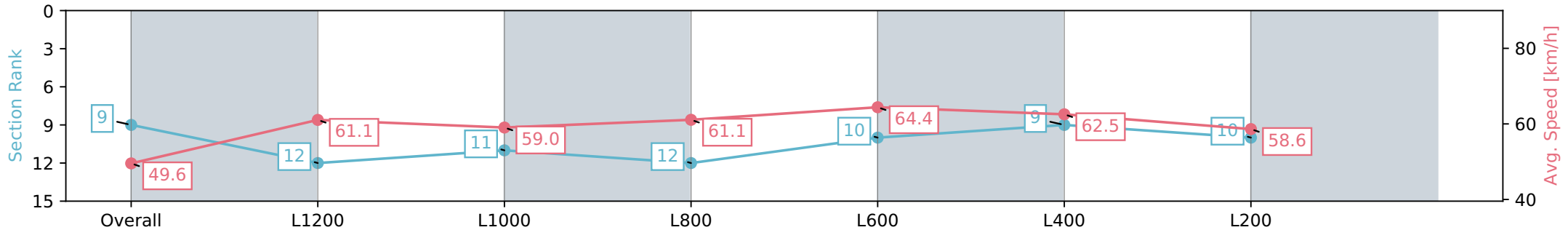
Race 1: Sportsbet Same Race Multi Maiden Plate - 1400m

09 March 2024 - 9:28AM

Track Rating: Soft 5, Weather: Fine, Rail Position: True



Section	Overall	L1200	L1000	L800	L600	L400	L200
Section Times	1:25.65 [9] (0:14.55)	1:11.10 [12] (0:11.80)	0:59.30 [11] (0:12.32)	0:46.98 [12] (0:11.89)	0:35.09 [10] (0:11.28)	0:23.81 [9] (0:11.52)	0:12.29 [10] (0:12.28)
Average Speed [km/h]	49.6	61.1	59.0	61.1	64.4	62.5	58.6
Top Speed [km/h]	63.6	64.3	60.4	64.2	65.4	64.1	60.8
Avg. Dist. to Rail [m]	4.2	0.6	1.9	1.9	2.6	4.9	5.7
Avg. Stride Freq. [Hz]	2.1	2.2	2.2	2.2	2.3	2.3	2.2
Avg. Stride Length [m]	6.4	7.5	7.5	7.5	7.6	7.6	7.4



- [ ] Ranking at each section and finish
- :-:- No data available at this section
- NA No data available

Horse/Jockey Name	MCLEOD
Finish Rank	10
Fastest Section Time (Section)	0:11.57 (L600)
Top Speed [km/h] (Section)	65.2 (Overall)
Race State	Finished



Thomas Farms RC Murray Bridge SA - Professional

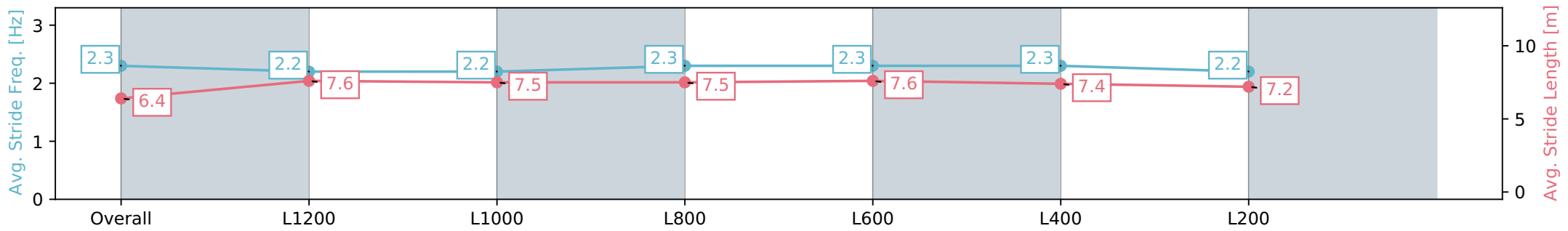
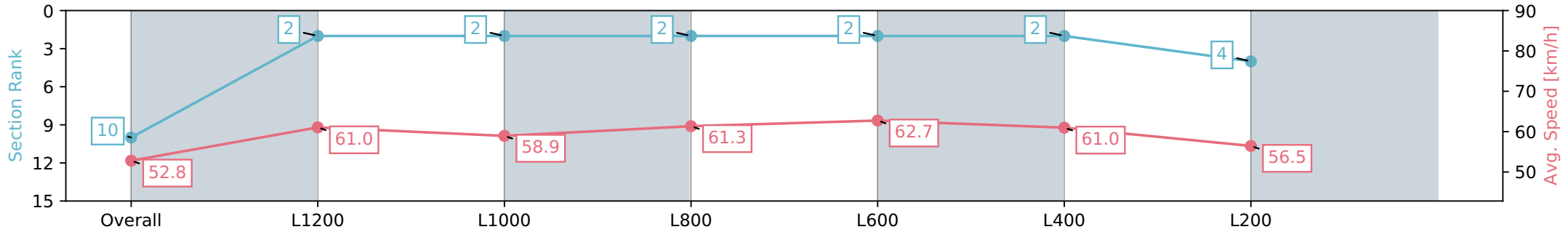
Race 1: Sportsbet Same Race Multi Maiden Plate - 1400m

09 March 2024 - 9:28AM

Track Rating: Soft 5, Weather: Fine, Rail Position: True



Section	Overall	L1200	L1000	L800	L600	L400	L200
Section Times	1:25.74 [10] (0:13.65)	1:12.09 [2] (0:11.79)	1:00.30 [2] (0:12.32)	0:47.98 [2] (0:11.83)	0:36.15 [2] (0:11.57)	0:24.57 [2] (0:11.81)	0:12.76 [4] (0:12.76)
Average Speed [km/h]	52.8	61.0	58.9	61.3	62.7	61.0	56.5
Top Speed [km/h]	65.2	63.4	60.5	62.4	63.6	62.8	58.7
Avg. Dist. to Rail [m]	2.9	1.1	1.5	1.8	2.2	2.9	3.3
Avg. Stride Freq. [Hz]	2.3	2.2	2.2	2.3	2.3	2.3	2.2
Avg. Stride Length [m]	6.4	7.6	7.5	7.5	7.6	7.4	7.2



- [ ] Ranking at each section and finish
- :-:- No data available at this section
- NA No data available

Horse/Jockey Name	SOFTLY BLACK
Finish Rank	11
Fastest Section Time (Section)	0:11.69 (L1200)
Top Speed [km/h] (Section)	63.3 (L600)
Race State	Finished



Thomas Farms RC Murray Bridge SA - Professional

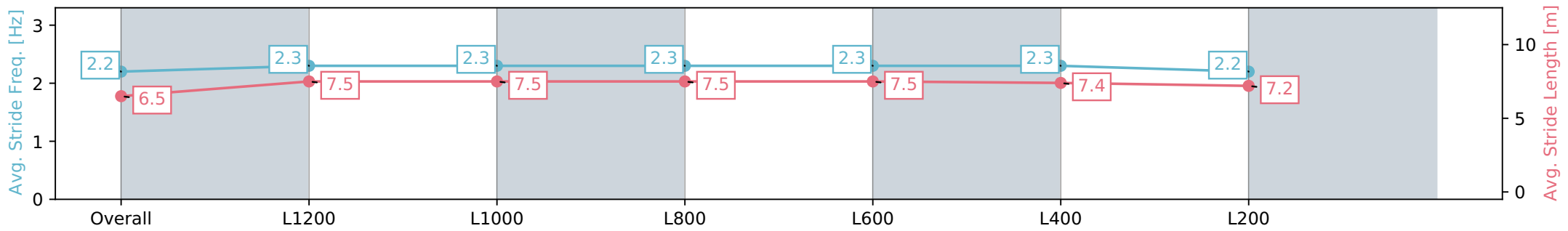
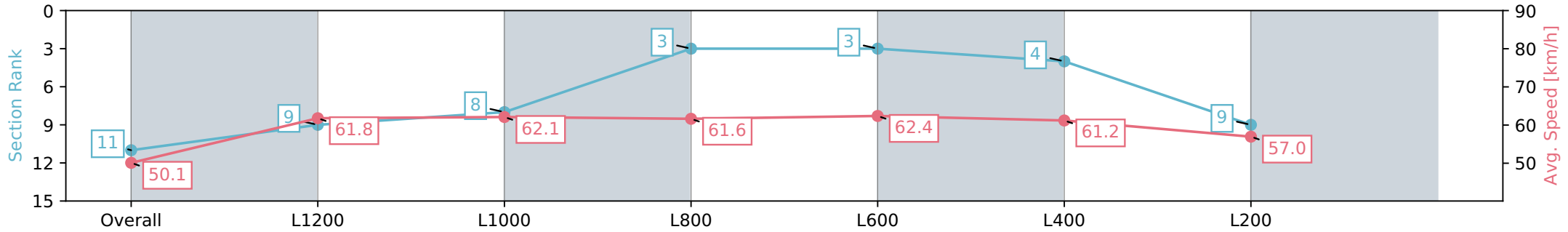
Race 1: Sportsbet Same Race Multi Maiden Plate - 1400m

09 March 2024 - 9:28AM

Track Rating: Soft 5, Weather: Fine, Rail Position: True



Section	Overall	L1200	L1000	L800	L600	L400	L200
Section Times	1:25.93 [11] (0:14.38)	1:11.55 [9] (0:11.69)	0:59.86 [8] (0:11.81)	0:48.05 [3] (0:11.86)	0:36.19 [3] (0:11.80)	0:24.39 [4] (0:11.75)	0:12.64 [9] (0:12.64)
Average Speed [km/h]	50.1	61.8	62.1	61.6	62.4	61.2	57.0
Top Speed [km/h]	62.5	62.9	62.8	62.4	63.3	62.6	58.9
Avg. Dist. to Rail [m]	8.9	3.4	3.6	3.0	5.2	8.7	9.8
Avg. Stride Freq. [Hz]	2.2	2.3	2.3	2.3	2.3	2.3	2.2
Avg. Stride Length [m]	6.5	7.5	7.5	7.5	7.5	7.4	7.2



- [ ] Ranking at each section and finish
- :-:- No data available at this section
- NA No data available

Horse/Jockey Name	RIVOLI VIEW
Finish Rank	12
Fastest Section Time (Section)	0:11.66 (L400)
Top Speed [km/h] (Section)	63.4 (L1200)
Race State	Finished



Thomas Farms RC Murray Bridge SA - Professional

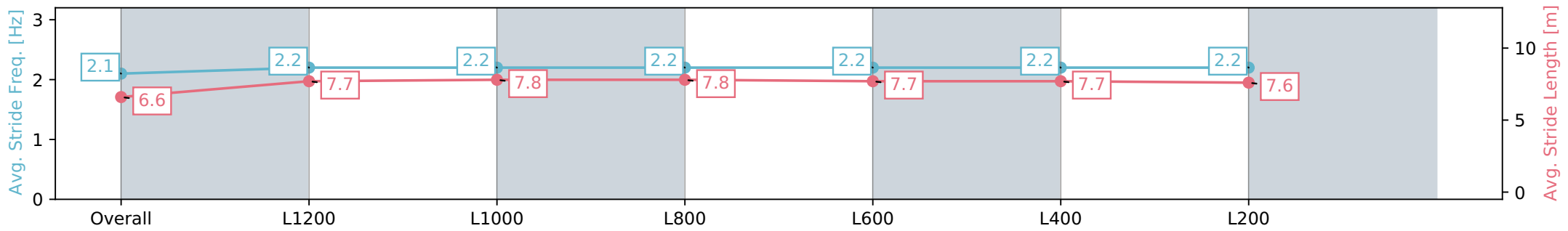
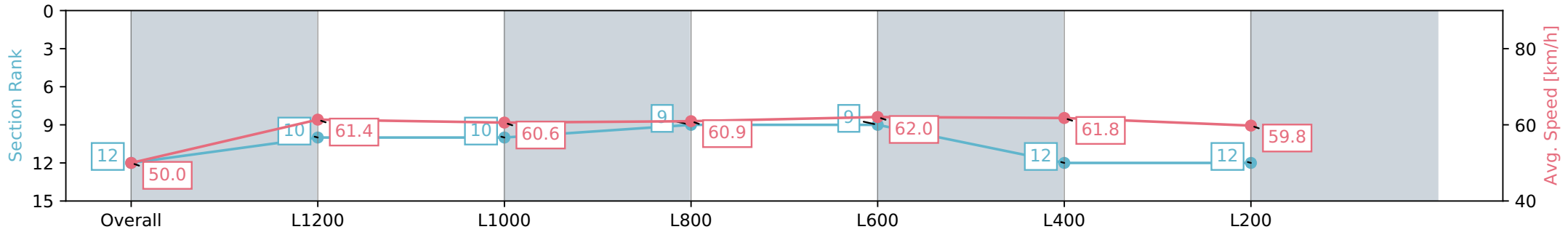
Race 1: Sportsbet Same Race Multi Maiden Plate - 1400m

09 March 2024 - 9:28AM

Track Rating: Soft 5, Weather: Fine, Rail Position: True



Section	Overall	L1200	L1000	L800	L600	L400	L200
Section Times	1:26.00 [12] (0:14.43)	1:11.57 [10] (0:11.75)	0:59.82 [10] (0:12.17)	0:47.65 [9] (0:12.05)	0:35.60 [9] (0:11.90)	0:23.70 [12] (0:11.66)	0:12.04 [12] (0:12.04)
Average Speed [km/h]	50.0	61.4	60.6	60.9	62.0	61.8	59.8
Top Speed [km/h]	62.2	63.4	61.1	62.4	63.4	63.0	61.7
Avg. Dist. to Rail [m]	7.4	1.9	4.2	4.2	5.9	10.3	9.3
Avg. Stride Freq. [Hz]	2.1	2.2	2.2	2.2	2.2	2.2	2.2
Avg. Stride Length [m]	6.6	7.7	7.8	7.8	7.7	7.7	7.6



- [ ] Ranking at each section and finish
- :-:- No data available at this section
- NA No data available