



RACING SA

Thomas Farms RC Murray Bridge SA
Race 7: Carlton Draught Benchmark 56 Handicap - 1600m
07 February 2024 - 5:10PM



Track Rating: Good 4, Weather: Fine, Rail Position: +9m 1000m-W/Post, +6m 1200m Chute, True Remainder

Table with columns: Section, Field Times, Position, #, Horse/Jockey, Barrier, Top Speed [km/h], Fastest Section, First 400m, Overall, L1400, L1200, L1000, L800, L600, From Winner [m]. Rows include horses like OFCOURSE I WILL, LUCKY JACKSON, VERZENAY, ARMAMENT, RUE BUNGAN, LORD OF DARKNESS, SALUTE THE STARS, LORD GEORGE, ONE SKY ABOVE US, and ABAN.

- [] Position in running at each section and finish
Saddle cloth number
-:-:- No data available at this section
NA No data available



RACING SA

Thomas Farms RC Murray Bridge SA
Race 7: Carlton Draught Benchmark 56 Handicap - 1600m
07 February 2024 - 5:10PM



Track Rating: Good 4, Weather: Fine, Rail Position: +9m 1000m-W/Post, +6m 1200m Chute, True Remainder

Table with columns: Section, Field Times, Position, #, Horse/Jockey, Barrier, Top Speed [km/h], Fastest Section, First 400m, Overall, L1400, L1200, L1000, L800, L600, From Winner [m]. Rows include ZOFFANY ROCKET, ENTERPRISE JEWEL, and HOBO BOB.

- [] Position in running at each section and finish
Saddle cloth number
-:-:- No data available at this section
NA No data available



RACING SA

Thomas Farms RC Murray Bridge SA
Race 7: Carlton Draught Benchmark 56 Handicap - 1600m
07 February 2024 - 5:10PM



Track Rating: Good 4, Weather: Fine, Rail Position: +9m 1000m-W/Post, +6m 1200m Chute, True Remainder

Table with columns: Section, Field Times, Position, #, Horse/Jockey, Barrier, Top Speed [km/h], Fastest Section, First 400m, L400, L200, Margin, From Winner [m]. Contains race results for 10 horses.

- [] Position in running at each section and finish
Saddle cloth number
-:-:- No data available at this section
NA No data available



RACING SA

Thomas Farms RC Murray Bridge SA
Race 7: Carlton Draught Benchmark 56 Handicap - 1600m
07 February 2024 - 5:10PM



Track Rating: Good 4, Weather: Fine, Rail Position: +9m 1000m-W/Post, +6m 1200m Chute, True Remainder

Table with columns: Section, Field Times, Position, #, Horse/Jockey, Barrier, Top Speed [km/h], Fastest Section, First 400m, L400, L200, Margin, From Winner [m]. Rows include ZOFFANY ROCKET, ENTERPRISE JEWEL, and HOBO BOB.

- [] Position in running at each section and finish
Saddle cloth number
-:-:- No data available at this section
NA No data available

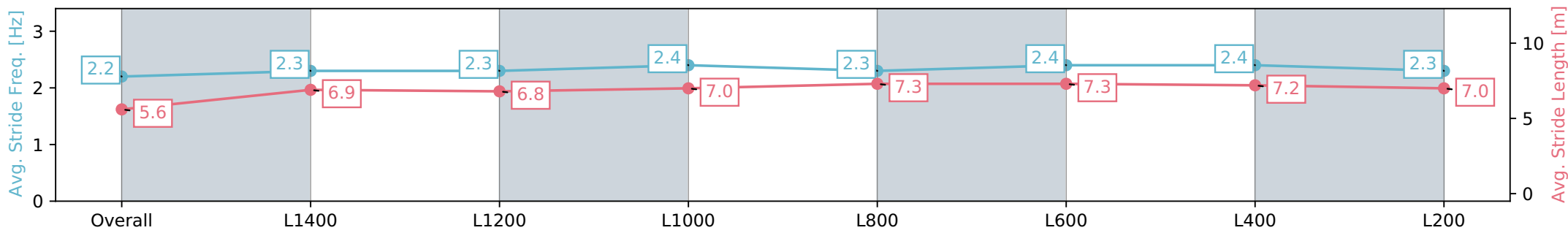
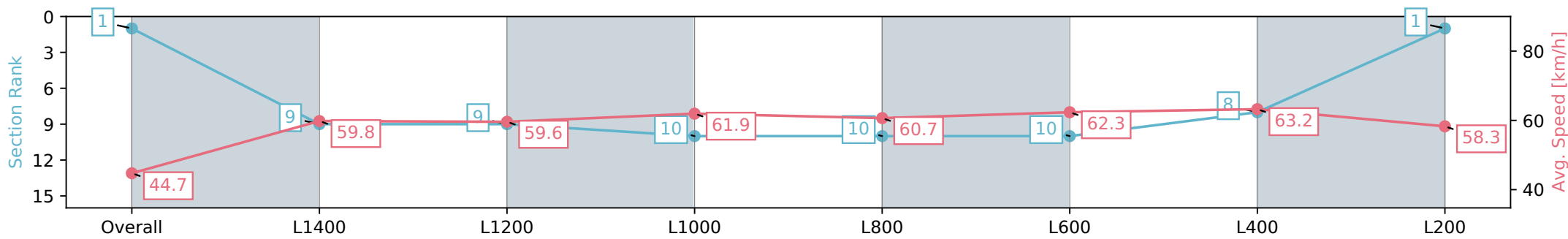
Horse/Jockey Name	OFCOURSE I WILL
Finish Rank	1
Fastest Section Time (Section)	0:11.38 (L400)
Top Speed [km/h] (Section)	64.7 (L400)
Race State	Finished



Thomas Farms RC Murray Bridge SA - Professional
 Race 7: Carlton Draught Benchmark 56 Handicap - 1600m
 07 February 2024 - 5:10PM
 Track Rating: Good 4, Weather: Fine, Rail Position: +9m 1000m-W/
 Post, +6m 1200m Chute, True Remainder



Section	Overall	L1400	L1200	L1000	L800	L600	L400	L200
Section Times	1:39.38 [1] (0:16.09)	1:23.29 [9] (0:12.04)	1:11.25 [9] (0:11.95)	0:59.30 [10] (0:11.66)	0:47.64 [10] (0:12.13)	0:35.51 [10] (0:11.77)	0:23.74 [8] (0:11.38)	0:12.36 [1] (0:12.36)
Average Speed [km/h]	44.7	59.8	59.6	61.9	60.7	62.3	63.2	58.3
Top Speed [km/h]	60.7	60.9	60.3	63.1	62.8	64.2	64.7	60.9
Avg. Dist. to Rail [m]	8.0	3.3	3.4	1.8	4.0	5.2	8.6	8.0
Avg. Stride Freq. [Hz]	2.2	2.3	2.3	2.4	2.3	2.4	2.4	2.3
Avg. Stride Length [m]	5.6	6.9	6.8	7.0	7.3	7.3	7.2	7.0



Report Created: Wed 07 February 2024 18:13:51 GMT+11 (Note: Timing is based on positional data)

- [] Ranking at each section and finish
- :-:- No data available at this section
- NA No data available



Horse/Jockey Name	LUCKY JACKSON
Finish Rank	2
Fastest Section Time (Section)	0:11.56 (L1000)
Top Speed [km/h] (Section)	64.5 (L1000)
Race State	Finished



Thomas Farms RC Murray Bridge SA - Professional

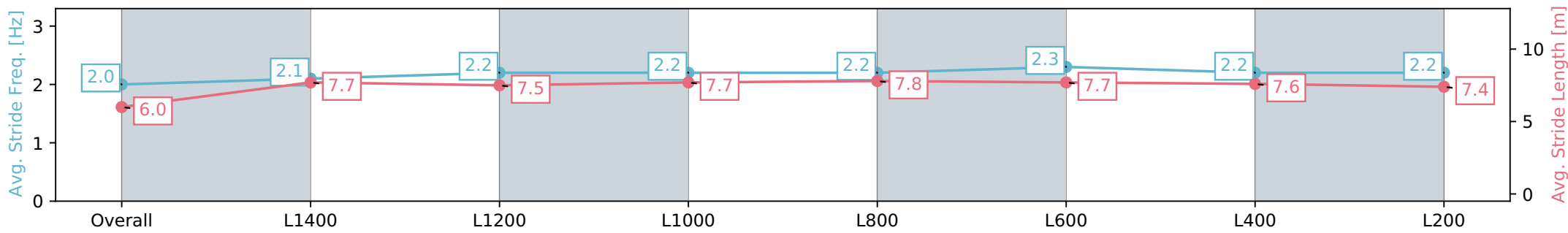
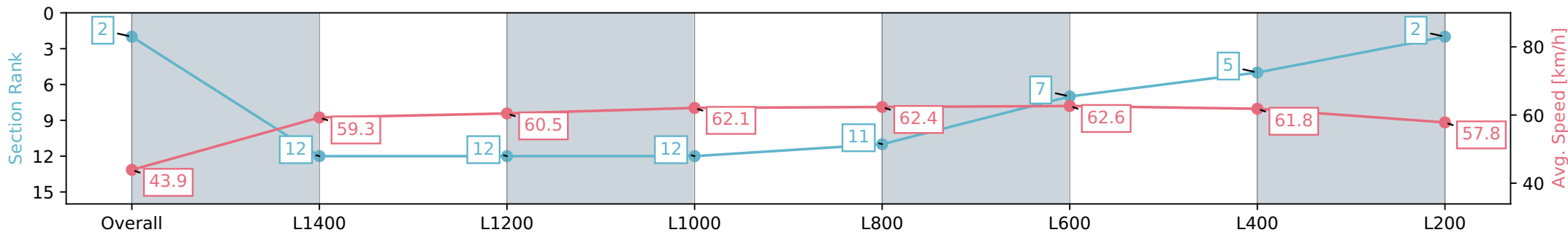
Race 7: Carlton Draught Benchmark 56 Handicap - 1600m

07 February 2024 - 5:10PM

Track Rating: Good 4, Weather: Fine, Rail Position: +9m 1000m-W/
Post, +6m 1200m Chute, True Remainder



Section	Overall	L1400	L1200	L1000	L800	L600	L400	L200
Section Times	1:39.54 [2] (0:16.43)	1:23.11 [12] (0:12.13)	1:10.98 [12] (0:11.82)	0:59.16 [12] (0:11.56)	0:47.59 [11] (0:11.79)	0:35.80 [7] (0:11.72)	0:24.08 [5] (0:11.64)	0:12.44 [2] (0:12.44)
Average Speed [km/h]	43.9	59.3	60.5	62.1	62.4	62.6	61.8	57.8
Top Speed [km/h]	61.3	61.0	61.4	64.5	63.3	63.8	63.8	60.9
Avg. Dist. to Rail [m]	8.5	2.8	3.2	1.8	4.0	5.2	7.0	6.9
Avg. Stride Freq. [Hz]	2.0	2.1	2.2	2.2	2.2	2.3	2.2	2.2
Avg. Stride Length [m]	6.0	7.7	7.5	7.7	7.8	7.7	7.6	7.4



- [] Ranking at each section and finish
- :-:- No data available at this section
- NA No data available

Horse/Jockey Name	VERZENAY
Finish Rank	3
Fastest Section Time (Section)	0:11.34 (L1400)
Top Speed [km/h] (Section)	64.0 (L1400)
Race State	Finished



Thomas Farms RC Murray Bridge SA - Professional

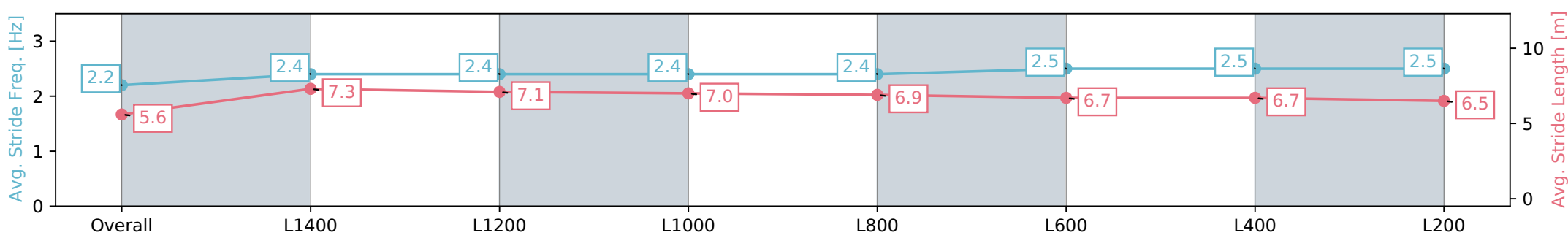
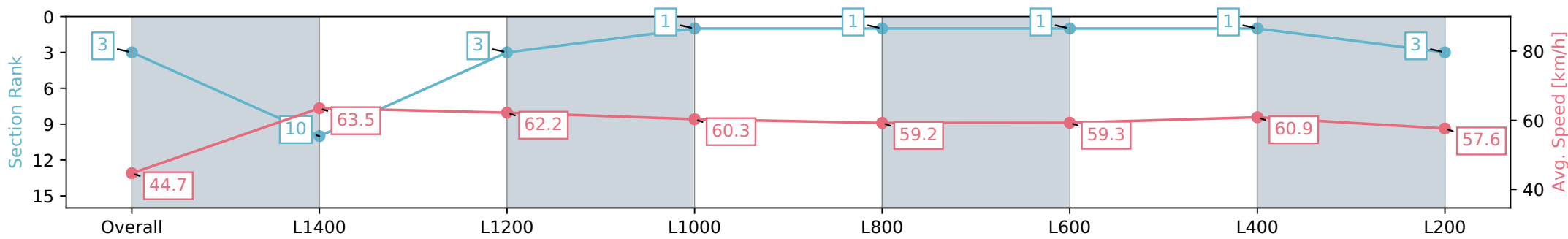
Race 7: Carlton Draught Benchmark 56 Handicap - 1600m

07 February 2024 - 5:10PM

Track Rating: Good 4, Weather: Fine, Rail Position: +9m 1000m-W/
Post, +6m 1200m Chute, True Remainder



Section	Overall	L1400	L1200	L1000	L800	L600	L400	L200
Section Times	1:39.62 [3] (0:16.15)	1:23.47 [10] (0:11.34)	1:12.13 [3] (0:11.44)	1:00.69 [1] (0:11.82)	0:48.87 [1] (0:12.27)	0:36.60 [1] (0:12.26)	0:24.34 [1] (0:11.84)	0:12.50 [3] (0:12.50)
Average Speed [km/h]	44.7	63.5	62.2	60.3	59.2	59.3	60.9	57.6
Top Speed [km/h]	63.2	64.0	63.5	62.4	60.6	61.9	62.0	60.0
Avg. Dist. to Rail [m]	11.3	5.5	3.9	2.1	1.5	3.1	5.1	6.1
Avg. Stride Freq. [Hz]	2.2	2.4	2.4	2.4	2.4	2.5	2.5	2.5
Avg. Stride Length [m]	5.6	7.3	7.1	7.0	6.9	6.7	6.7	6.5



- [] Ranking at each section and finish
- :-:- No data available at this section
- NA No data available

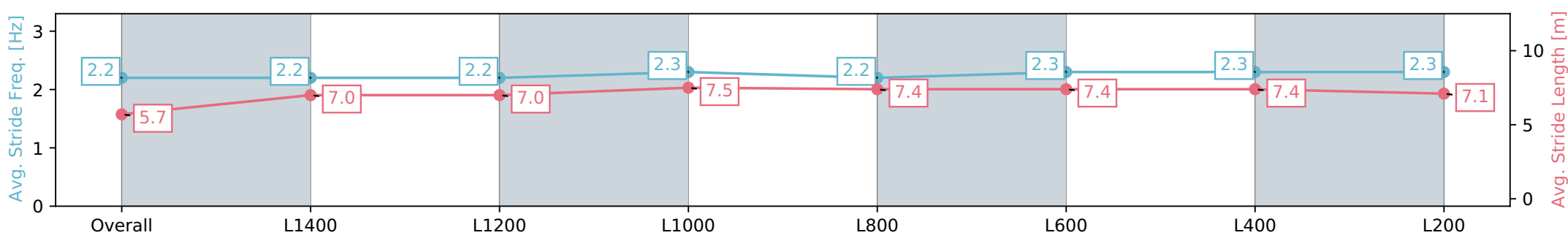
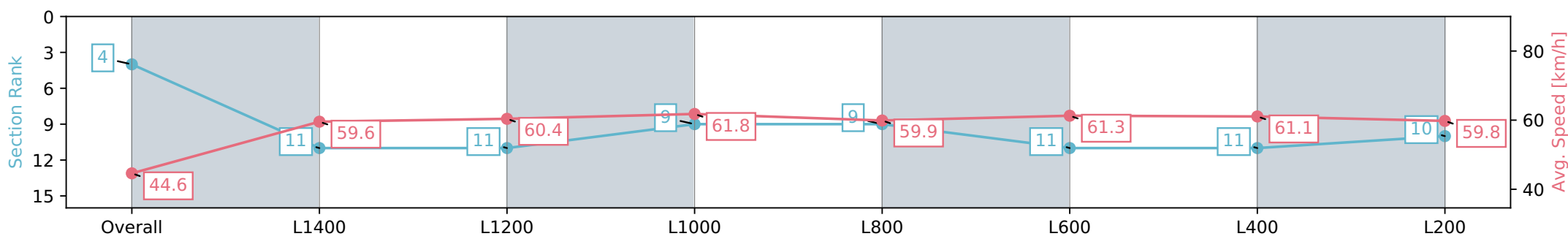
Horse/Jockey Name	ARMAMENT
Finish Rank	4
Fastest Section Time (Section)	0:11.68 (L400)
Top Speed [km/h] (Section)	63.6 (L600)
Race State	Finished



Thomas Farms RC Murray Bridge SA - Professional
 Race 7: Carlton Draught Benchmark 56 Handicap - 1600m
 07 February 2024 - 5:10PM
 Track Rating: Good 4, Weather: Fine, Rail Position: +9m 1000m-W/
 Post, +6m 1200m Chute, True Remainder



Section	Overall	L1400	L1200	L1000	L800	L600	L400	L200
Section Times	1:39.68 [4] (0:15.94)	1:23.74 [6] (0:12.25)	1:11.49 [10] (0:11.93)	0:59.56 [11] (0:11.88)	0:47.68 [12] (0:12.24)	0:35.44 [12] (0:11.80)	0:23.64 [12] (0:11.68)	0:11.96 [12] (0:11.96)
Average Speed [km/h]	45.2	58.9	59.6	60.2	59.8	62.2	61.6	60.3
Top Speed [km/h]	63.4	63.2	60.7	62.5	61.3	63.6	62.5	62.5
Avg. Dist. to Rail [m]	2.9	0.8	3.1	2.2	3.2	4.4	9.2	10.3
Avg. Stride Freq. [Hz]	2.2	2.2	2.2	2.3	2.2	2.3	2.3	2.3
Avg. Stride Length [m]	5.7	7.1	7.0	7.3	7.4	7.4	7.3	7.1



Report Created: Wed 07 February 2024 18:14:02 GMT+11 (Note: Timing is based on positional data)

- [] Ranking at each section and finish
- :-:- No data available at this section
- NA No data available

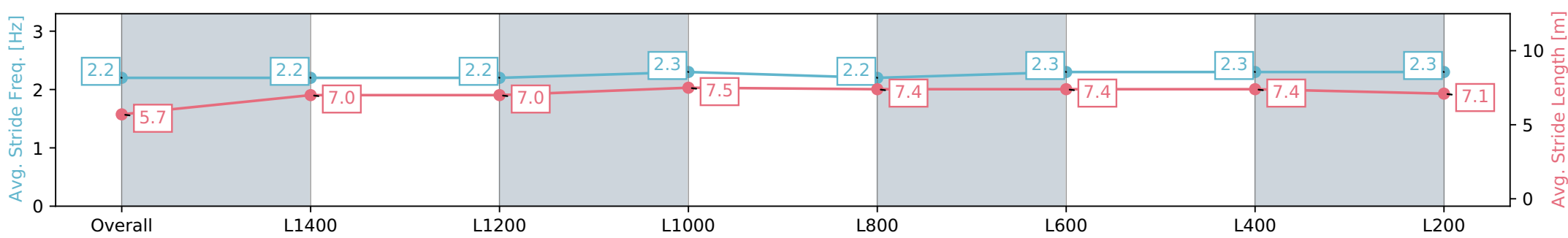
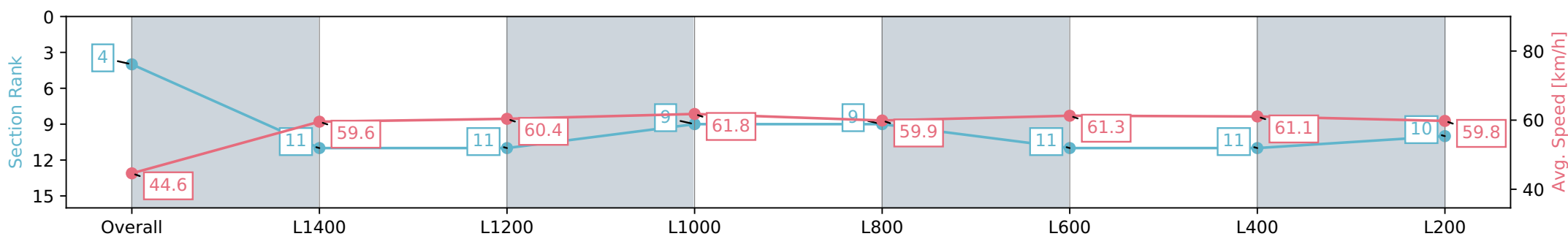
Horse/Jockey Name	RUE BUNGAN
Finish Rank	4
Fastest Section Time (Section)	0:11.67 (L1000)
Top Speed [km/h] (Section)	63.2 (L1000)
Race State	Finished



Thomas Farms RC Murray Bridge SA - Professional
 Race 7: Carlton Draught Benchmark 56 Handicap - 1600m
 07 February 2024 - 5:10PM
 Track Rating: Good 4, Weather: Fine, Rail Position: +9m 1000m-W/
 Post, +6m 1200m Chute, True Remainder



Section	Overall	L1400	L1200	L1000	L800	L600	L400	L200
Section Times	1:39.68 [4] (0:16.16)	1:23.52 [11] (0:12.09)	1:11.43 [11] (0:11.78)	0:59.65 [9] (0:11.67)	0:47.98 [9] (0:12.23)	0:35.75 [11] (0:11.91)	0:23.84 [11] (0:11.79)	0:12.05 [10] (0:12.05)
Average Speed [km/h]	44.6	59.6	60.4	61.8	59.9	61.3	61.1	59.8
Top Speed [km/h]	61.6	60.6	61.0	63.2	61.3	62.3	62.2	61.9
Avg. Dist. to Rail [m]	5.0	1.8	3.2	2.1	3.4	3.1	6.7	8.5
Avg. Stride Freq. [Hz]	2.2	2.2	2.2	2.3	2.2	2.3	2.3	2.3
Avg. Stride Length [m]	5.7	7.0	7.0	7.5	7.4	7.4	7.4	7.1



- [] Ranking at each section and finish
- :-:- No data available at this section
- NA No data available

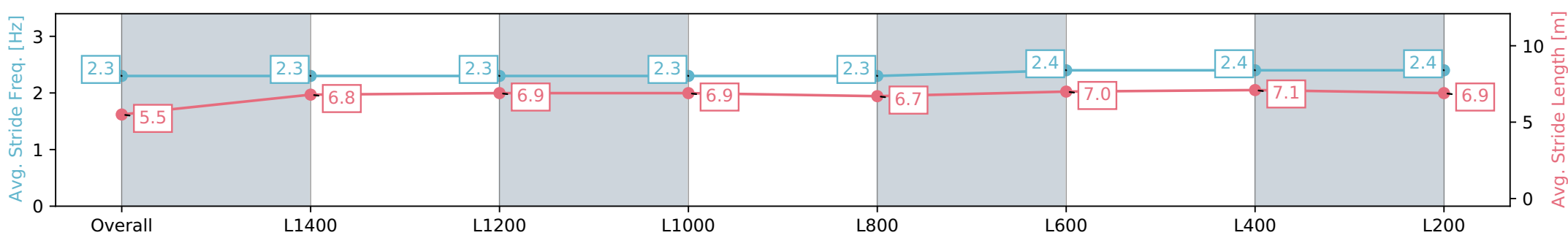
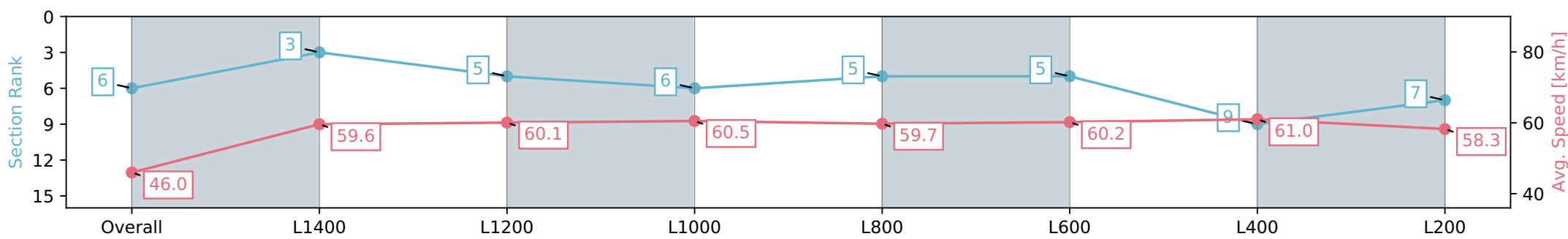
Horse/Jockey Name	LORD OF DARKNESS
Finish Rank	6
Fastest Section Time (Section)	0:11.80 (L1000)
Top Speed [km/h] (Section)	62.4 (Overall)
Race State	Finished



Thomas Farms RC Murray Bridge SA - Professional
 Race 7: Carlton Draught Benchmark 56 Handicap - 1600m
 07 February 2024 - 5:10PM
 Track Rating: Good 4, Weather: Fine, Rail Position: +9m 1000m-W/
 Post, +6m 1200m Chute, True Remainder



Section	Overall	L1400	L1200	L1000	L800	L600	L400	L200
Section Times	1:39.83 [6] (0:15.67)	1:24.16 [3] (0:12.05)	1:12.11 [5] (0:11.88)	1:00.23 [6] (0:11.80)	0:48.43 [5] (0:12.17)	0:36.26 [5] (0:12.07)	0:24.19 [9] (0:11.82)	0:12.37 [7] (0:12.37)
Average Speed [km/h]	46.0	59.6	60.1	60.5	59.7	60.2	61.0	58.3
Top Speed [km/h]	62.4	61.3	61.0	62.2	61.2	61.7	61.7	60.2
Avg. Dist. to Rail [m]	3.6	1.1	3.1	1.9	1.9	2.6	5.2	7.7
Avg. Stride Freq. [Hz]	2.3	2.3	2.3	2.3	2.3	2.4	2.4	2.4
Avg. Stride Length [m]	5.5	6.8	6.9	6.9	6.7	7.0	7.1	6.9



Report Created: Wed 07 February 2024 18:14:08 GMT+11 (Note: Timing is based on positional data)

- [] Ranking at each section and finish
- :-:- No data available at this section
- NA No data available



Horse/Jockey Name	SALUTE THE STARS
Finish Rank	7
Fastest Section Time (Section)	0:11.74 (L1000)
Top Speed [km/h] (Section)	62.8 (L1000)
Race State	Finished



Thomas Farms RC Murray Bridge SA - Professional

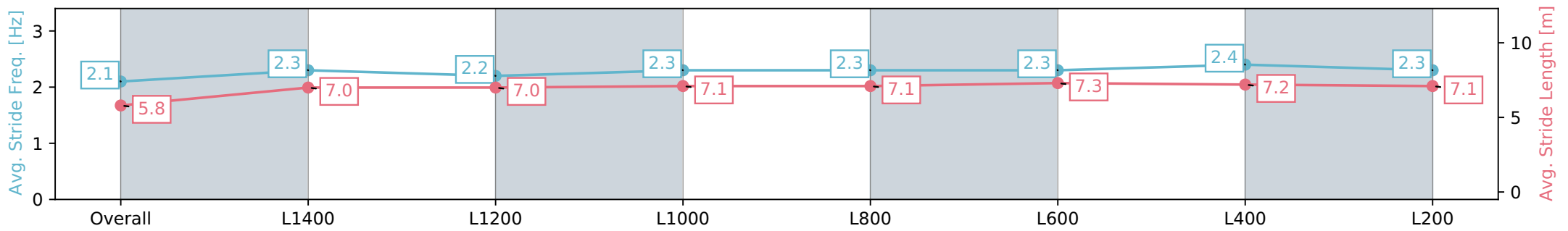
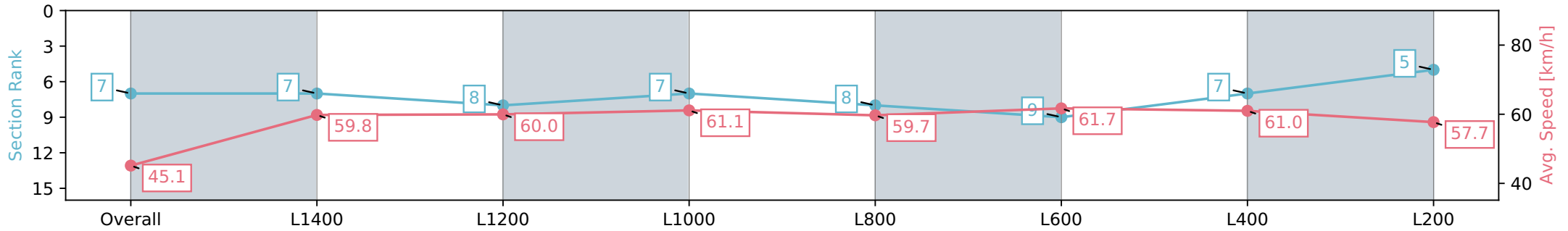
Race 7: Carlton Draught Benchmark 56 Handicap - 1600m

07 February 2024 - 5:10PM

Track Rating: Good 4, Weather: Fine, Rail Position: +9m 1000m-W/
Post, +6m 1200m Chute, True Remainder



Section	Overall	L1400	L1200	L1000	L800	L600	L400	L200
Section Times	1:39.86 [7] (0:15.98)	1:23.88 [7] (0:12.03)	1:11.85 [8] (0:11.87)	0:59.98 [7] (0:11.74)	0:48.24 [8] (0:12.20)	0:36.04 [9] (0:11.75)	0:24.29 [7] (0:11.81)	0:12.48 [5] (0:12.48)
Average Speed [km/h]	45.1	59.8	60.0	61.1	59.7	61.7	61.0	57.7
Top Speed [km/h]	62.3	60.9	60.7	62.8	60.6	62.8	62.2	59.4
Avg. Dist. to Rail [m]	4.5	2.1	3.2	1.7	2.2	2.1	3.8	4.4
Avg. Stride Freq. [Hz]	2.1	2.3	2.2	2.3	2.3	2.3	2.4	2.3
Avg. Stride Length [m]	5.8	7.0	7.0	7.1	7.1	7.3	7.2	7.1



Report Created: Wed 07 February 2024 18:14:11 GMT+11 (Note: Timing is based on positional data)

- [] Ranking at each section and finish
- :-:- No data available at this section
- NA No data available

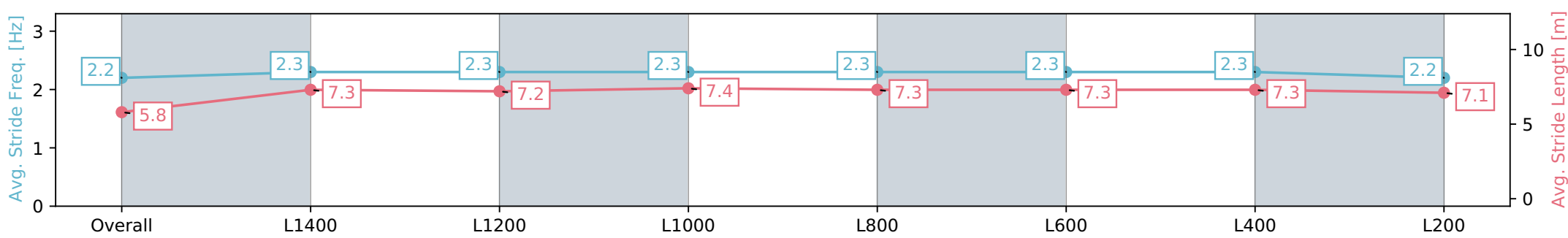
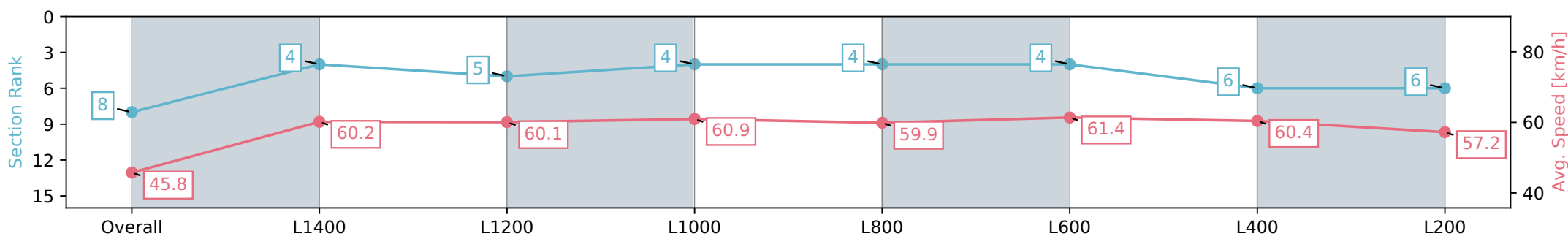
Horse/Jockey Name	LORD GEORGE
Finish Rank	8
Fastest Section Time (Section)	0:11.82 (L1200)
Top Speed [km/h] (Section)	63.2 (L400)
Race State	Finished



Thomas Farms RC Murray Bridge SA - Professional
 Race 7: Carlton Draught Benchmark 56 Handicap - 1600m
 07 February 2024 - 5:10PM
 Track Rating: Good 4, Weather: Fine, Rail Position: +9m 1000m-W/
 Post, +6m 1200m Chute, True Remainder



Section	Overall	L1400	L1200	L1000	L800	L600	L400	L200
Section Times	1:39.97 [8] (0:15.72)	1:24.25 [4] (0:12.00)	1:12.25 [5] (0:11.82)	1:00.43 [4] (0:11.83)	0:48.60 [4] (0:12.20)	0:36.40 [4] (0:11.90)	0:24.50 [6] (0:11.93)	0:12.57 [6] (0:12.56)
Average Speed [km/h]	45.8	60.2	60.1	60.9	59.9	61.4	60.4	57.2
Top Speed [km/h]	61.6	61.5	61.2	62.4	60.9	62.6	63.2	58.6
Avg. Dist. to Rail [m]	5.0	1.9	3.2	2.0	3.0	3.6	5.6	5.6
Avg. Stride Freq. [Hz]	2.2	2.3	2.3	2.3	2.3	2.3	2.3	2.2
Avg. Stride Length [m]	5.8	7.3	7.2	7.4	7.3	7.3	7.3	7.1



Report Created: Wed 07 February 2024 18:14:15 GMT+11 (Note: Timing is based on positional data)

- [] Ranking at each section and finish
- :-:- No data available at this section
- NA No data available



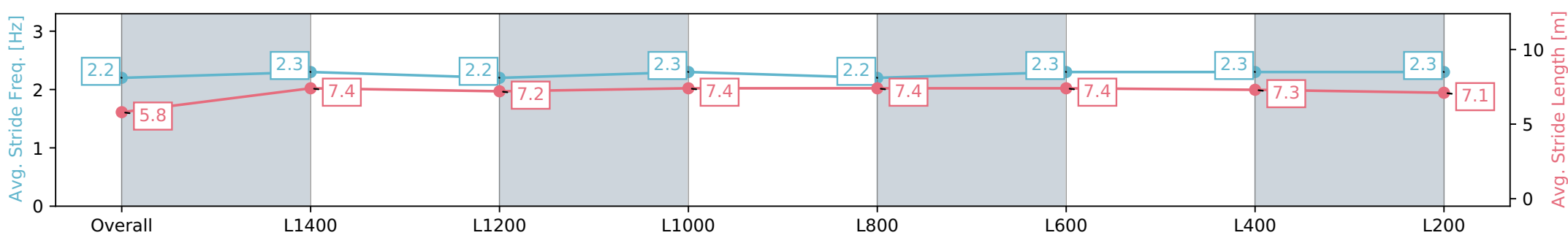
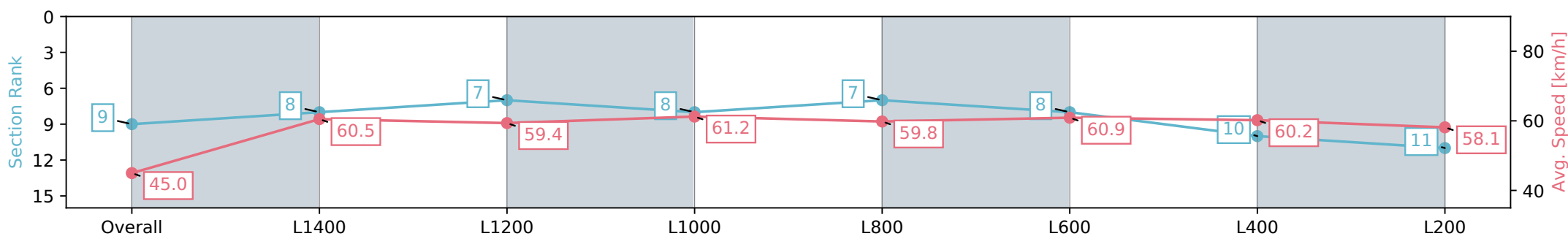
Horse/Jockey Name	ONE SKY ABOVE US
Finish Rank	9
Fastest Section Time (Section)	0:11.64 (L1000)
Top Speed [km/h] (Section)	62.9 (L1000)
Race State	Finished



Thomas Farms RC Murray Bridge SA - Professional
 Race 7: Carlton Draught Benchmark 56 Handicap - 1600m
 07 February 2024 - 5:10PM
 Track Rating: Good 4, Weather: Fine, Rail Position: +9m 1000m-W/
 Post, +6m 1200m Chute, True Remainder



Section	Overall	L1400	L1200	L1000	L800	L600	L400	L200
Section Times	1:40.11 [9] (0:16.04)	1:24.07 [8] (0:11.90)	1:12.17 [7] (0:11.99)	1:00.18 [8] (0:11.64)	0:48.54 [7] (0:12.18)	0:36.36 [8] (0:11.98)	0:24.38 [10] (0:11.97)	0:12.41 [11] (0:12.41)
Average Speed [km/h]	45.0	60.5	59.4	61.2	59.8	60.9	60.2	58.1
Top Speed [km/h]	60.7	61.4	60.0	62.9	60.9	61.8	61.8	60.3
Avg. Dist. to Rail [m]	6.1	2.3	3.3	2.0	2.2	3.8	7.4	7.4
Avg. Stride Freq. [Hz]	2.2	2.3	2.2	2.3	2.2	2.3	2.3	2.3
Avg. Stride Length [m]	5.8	7.4	7.2	7.4	7.4	7.4	7.3	7.1



Report Created: Wed 07 February 2024 18:14:19 GMT+11 (Note: Timing is based on positional data)

- [] Ranking at each section and finish
- :-:- No data available at this section
- NA No data available

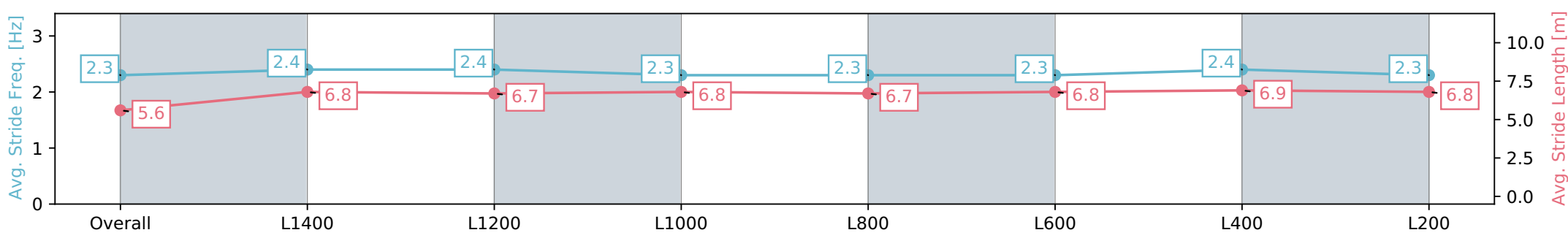
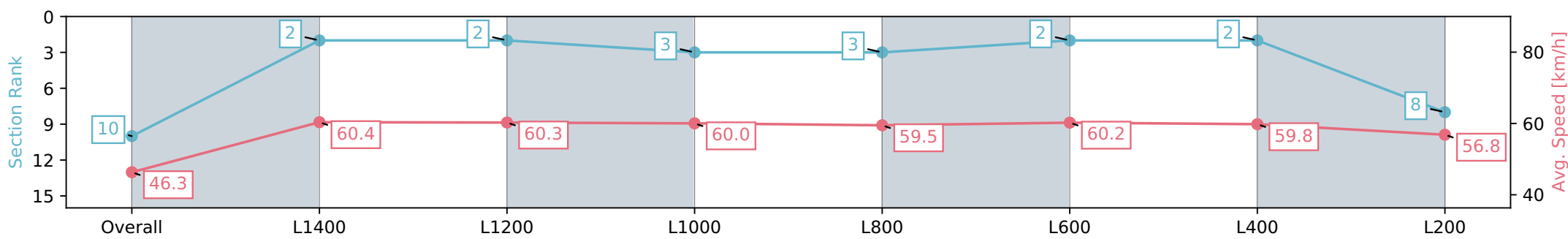
Horse/Jockey Name	ABAN
Finish Rank	10
Fastest Section Time (Section)	0:11.81 (L1200)
Top Speed [km/h] (Section)	62.1 (L1400)
Race State	Finished



Thomas Farms RC Murray Bridge SA - Professional
 Race 7: Carlton Draught Benchmark 56 Handicap - 1600m
 07 February 2024 - 5:10PM
 Track Rating: Good 4, Weather: Fine, Rail Position: +9m 1000m-W/
 Post, +6m 1200m Chute, True Remainder



Section	Overall	L1400	L1200	L1000	L800	L600	L400	L200
Section Times	1:40.14 [10] (0:15.53)	1:24.61 [2] (0:11.94)	1:12.67 [2] (0:11.81)	1:00.86 [3] (0:11.90)	0:48.96 [3] (0:12.23)	0:36.73 [2] (0:12.02)	0:24.71 [2] (0:12.05)	0:12.66 [8] (0:12.66)
Average Speed [km/h]	46.3	60.4	60.3	60.0	59.5	60.2	59.8	56.8
Top Speed [km/h]	61.5	62.1	61.1	60.6	59.7	61.8	61.9	59.0
Avg. Dist. to Rail [m]	3.9	0.8	3.0	2.0	1.9	1.6	2.6	3.1
Avg. Stride Freq. [Hz]	2.3	2.4	2.4	2.3	2.3	2.3	2.4	2.3
Avg. Stride Length [m]	5.6	6.8	6.7	6.8	6.7	6.8	6.9	6.8



[] Ranking at each section and finish
 -:-:- No data available at this section
 NA No data available

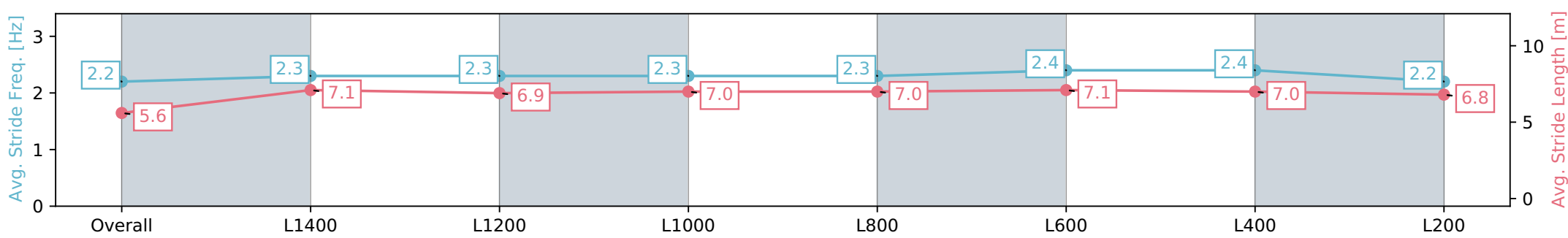
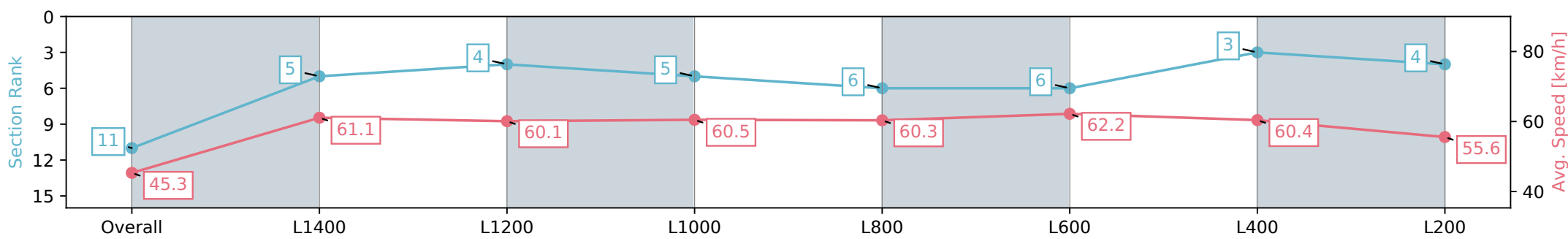
Horse/Jockey Name	ZOFFANY ROCKET
Finish Rank	11
Fastest Section Time (Section)	0:11.78 (L1400)
Top Speed [km/h] (Section)	63.2 (L400)
Race State	Finished



Thomas Farms RC Murray Bridge SA - Professional
 Race 7: Carlton Draught Benchmark 56 Handicap - 1600m
 07 February 2024 - 5:10PM
 Track Rating: Good 4, Weather: Fine, Rail Position: +9m 1000m-W/
 Post, +6m 1200m Chute, True Remainder



Section	Overall	L1400	L1200	L1000	L800	L600	L400	L200
Section Times	1:40.33 [11] (0:15.91)	1:24.42 [5] (0:11.78)	1:12.64 [4] (0:11.88)	1:00.76 [5] (0:11.94)	0:48.82 [6] (0:12.15)	0:36.67 [6] (0:11.79)	0:24.88 [3] (0:11.92)	0:12.96 [4] (0:12.96)
Average Speed [km/h]	45.3	61.1	60.1	60.5	60.3	62.2	60.4	55.6
Top Speed [km/h]	60.3	61.6	60.7	61.0	61.1	62.9	63.2	57.4
Avg. Dist. to Rail [m]	7.8	4.2	3.3	1.9	3.7	4.4	6.0	6.3
Avg. Stride Freq. [Hz]	2.2	2.3	2.3	2.3	2.3	2.4	2.4	2.2
Avg. Stride Length [m]	5.6	7.1	6.9	7.0	7.0	7.1	7.0	6.8



- [] Ranking at each section and finish
- :-:- No data available at this section
- NA No data available

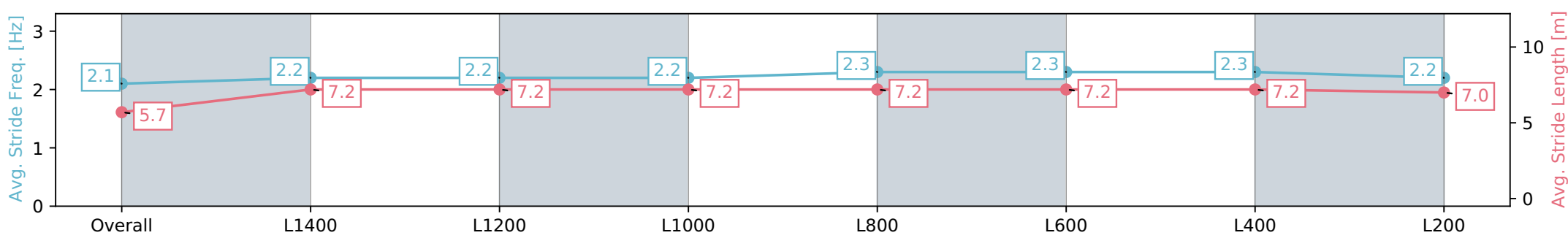
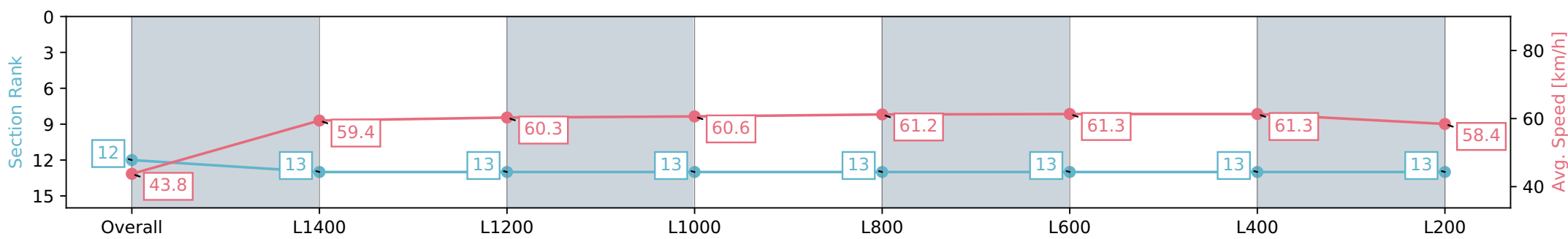
Horse/Jockey Name	ENTERPRISE JEWEL
Finish Rank	12
Fastest Section Time (Section)	0:11.75 (L400)
Top Speed [km/h] (Section)	63.2 (L1000)
Race State	Finished



Thomas Farms RC Murray Bridge SA - Professional
 Race 7: Carlton Draught Benchmark 56 Handicap - 1600m
 07 February 2024 - 5:10PM
 Track Rating: Good 4, Weather: Fine, Rail Position: +9m 1000m-W/
 Post, +6m 1200m Chute, True Remainder



Section	Overall	L1400	L1200	L1000	L800	L600	L400	L200
Section Times	1:40.33 [12] (0:16.52)	1:23.81 [13] (0:12.11)	1:11.70 [13] (0:11.79)	0:59.91 [13] (0:11.81)	0:48.10 [13] (0:12.03)	0:36.07 [13] (0:12.00)	0:24.07 [13] (0:11.75)	0:12.32 [13] (0:12.32)
Average Speed [km/h]	43.8	59.4	60.3	60.6	61.2	61.3	61.3	58.4
Top Speed [km/h]	61.7	61.3	61.3	63.2	62.1	61.9	61.7	60.6
Avg. Dist. to Rail [m]	8.9	0.9	2.9	2.0	4.2	5.8	4.9	5.5
Avg. Stride Freq. [Hz]	2.1	2.2	2.2	2.2	2.3	2.3	2.3	2.2
Avg. Stride Length [m]	5.7	7.2	7.2	7.2	7.2	7.2	7.2	7.0



Report Created: Wed 07 February 2024 18:14:28 GMT+11 (Note: Timing is based on positional data)

- [] Ranking at each section and finish
- :-:- No data available at this section
- NA No data available

Horse/Jockey Name	HOBO BOB
Finish Rank	13
Fastest Section Time (Section)	0:11.82 (L1200)
Top Speed [km/h] (Section)	62.2 (Overall)
Race State	Finished



Thomas Farms RC Murray Bridge SA - Professional

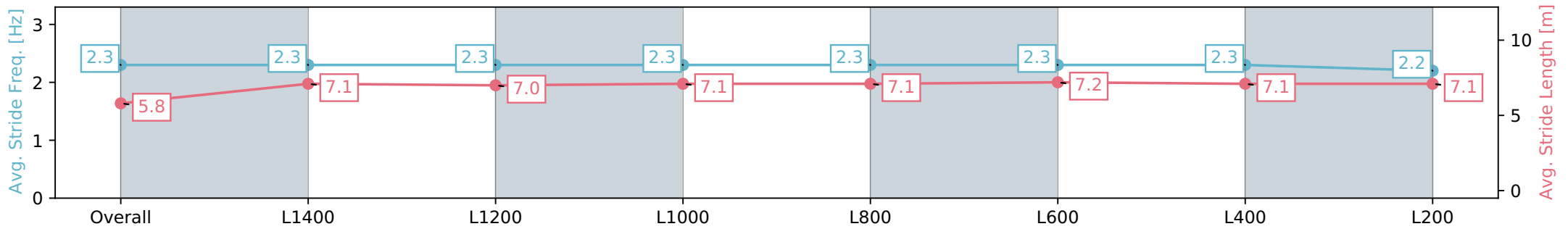
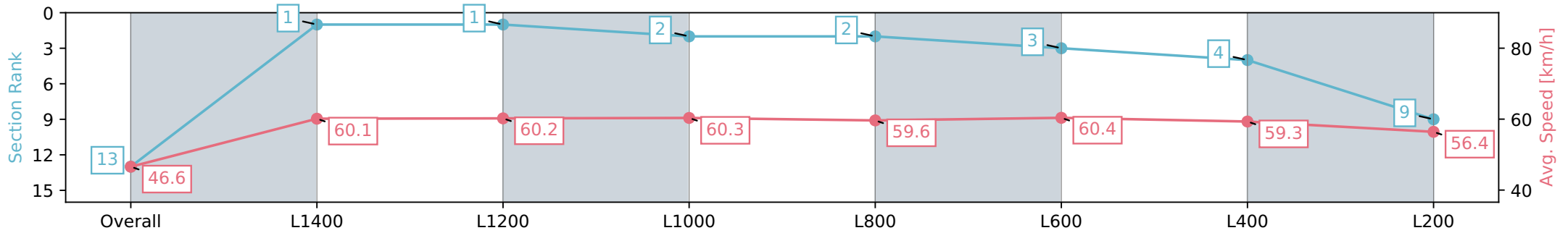
Race 7: Carlton Draught Benchmark 56 Handicap - 1600m

07 February 2024 - 5:10PM

Track Rating: Good 4, Weather: Fine, Rail Position: +9m 1000m-W/ Post, +6m 1200m Chute, True Remainder



Section	Overall	L1400	L1200	L1000	L800	L600	L400	L200
Section Times	1:40.36 [13] (0:15.47)	1:24.89 [1] (0:11.97)	1:12.92 [1] (0:11.82)	1:01.10 [2] (0:11.90)	0:49.20 [2] (0:12.26)	0:36.94 [3] (0:12.03)	0:24.91 [4] (0:12.14)	0:12.77 [9] (0:12.77)
Average Speed [km/h]	46.6	60.1	60.2	60.3	59.6	60.4	59.3	56.4
Top Speed [km/h]	62.2	61.7	60.7	61.1	60.3	61.5	60.8	58.1
Avg. Dist. to Rail [m]	5.7	2.1	3.1	1.8	2.8	2.7	4.8	5.2
Avg. Stride Freq. [Hz]	2.3	2.3	2.3	2.3	2.3	2.3	2.3	2.2
Avg. Stride Length [m]	5.8	7.1	7.0	7.1	7.1	7.2	7.1	7.1



- [] Ranking at each section and finish
- :-:- No data available at this section
- NA No data available