



RACING SA

Thomas Farms RC Murray Bridge SA
Race 6: Thomas Farms Benchmark 58 Handicap - 1000m
07 February 2024 - 4:37PM



Track Rating: Good 4, Weather: Fine, Rail Position: +9m 1000m-W/Post, +6m 1200m Chute, True Remainder

Table with columns: Section, Field Times, Position, #, Horse/Jockey, Barrier, Top Speed [km/h], Fastest Section, First 400m, Overall, L800, L600, L400, L200, Margin, From Winner [m]. Rows include horses like LITTLE RICH BOY, BEERZ WITH CLINT, CHOSEN BLONDE, SHIKANIC, CORK HARBOUR, MAGIC DELTA, TYDEUS, WARMINSTER, PRANCE 'N' DANCE, and DEVIL DAN.

- [] Position in running at each section and finish
Saddle cloth number
-:-:- No data available at this section
NA No data available

Horse/Jockey Name	LITTLE RICH BOY
Finish Rank	1
Fastest Section Time (Section)	0:10.82 (L800)
Top Speed [km/h] (Section)	68.5 (L800)
Race State	Finished



Thomas Farms RC Murray Bridge SA - Professional

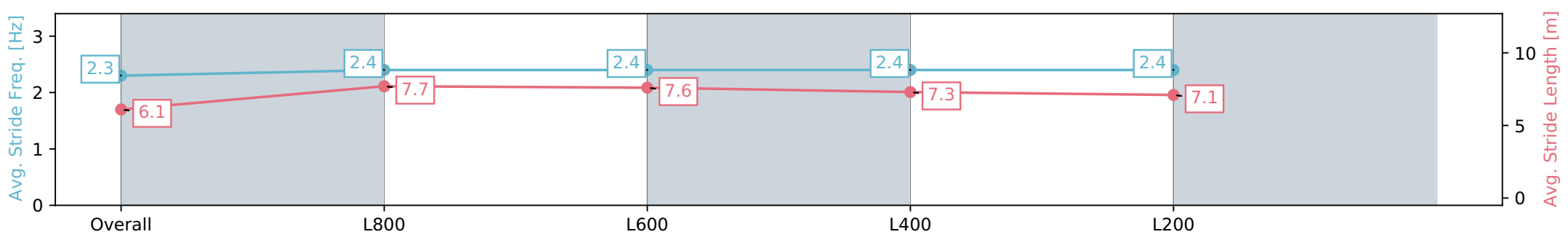
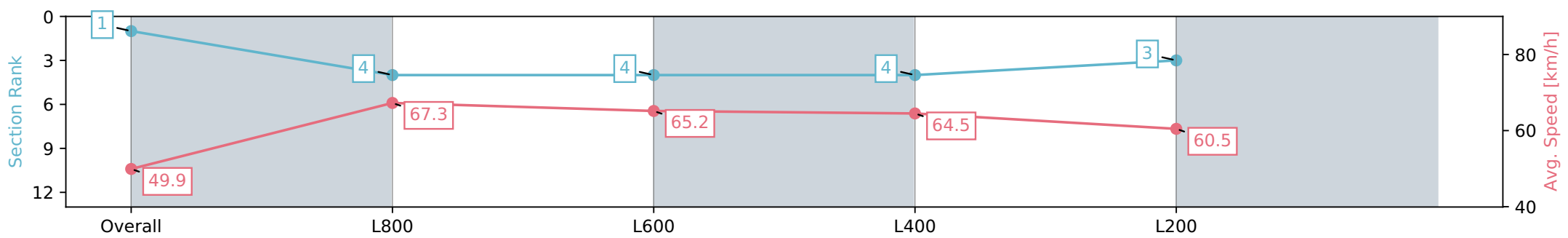
Race 6: Thomas Farms Benchmark 58 Handicap - 1000m

07 February 2024 - 4:37PM

Track Rating: Good 4, Weather: Fine, Rail Position: +9m 1000m-W/
Post, +6m 1200m Chute, True Remainder



Section	Overall	L1000	L800	L600	L400
Section Times	0:59.55 [1] (0:14.43)	0:45.12 [4] (0:10.82)	0:34.30 [4] (0:11.23)	0:23.07 [4] (0:11.16)	0:11.91 [3] (0:11.91)
Average Speed [km/h]	49.9	67.3	65.2	64.5	60.5
Top Speed [km/h]	66.4	68.5	66.8	65.9	62.8
Avg. Dist. to Rail [m]	3.4	3.3	3.8	5.3	5.4
Avg. Stride Freq. [Hz]	2.3	2.4	2.4	2.4	2.4
Avg. Stride Length [m]	6.1	7.7	7.6	7.3	7.1



- [] Ranking at each section and finish
- :-:- No data available at this section
- NA No data available

Horse/Jockey Name	BEERZ WITH CLINT
Finish Rank	2
Fastest Section Time (Section)	0:10.89 (L800)
Top Speed [km/h] (Section)	67.7 (L800)
Race State	Finished



Thomas Farms RC Murray Bridge SA - Professional

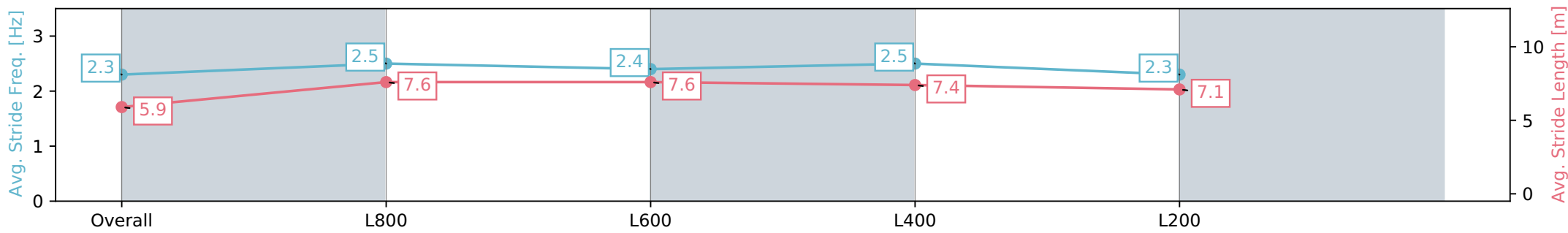
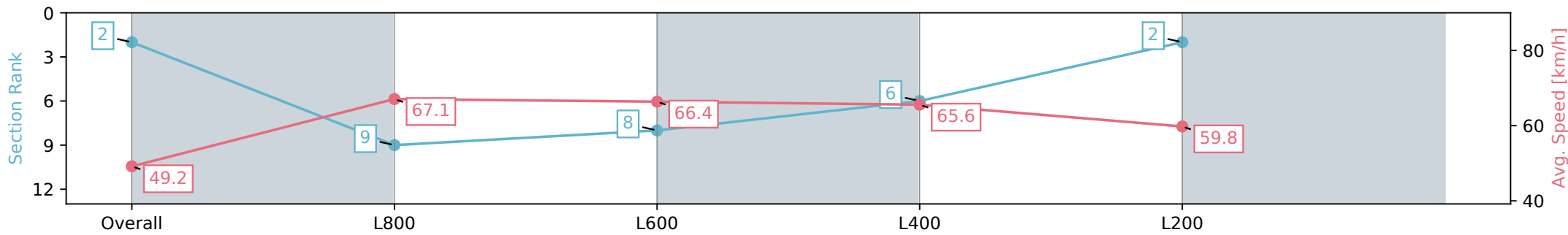
Race 6: Thomas Farms Benchmark 58 Handicap - 1000m

07 February 2024 - 4:37PM

Track Rating: Good 4, Weather: Fine, Rail Position: +9m 1000m-W/
Post, +6m 1200m Chute, True Remainder



Section	Overall	L1000	L800	L600	L400
Section Times	0:59.60 [2] (0:14.65)	0:44.95 [9] (0:10.89)	0:34.06 [8] (0:11.04)	0:23.02 [6] (0:10.98)	0:12.04 [2] (0:12.04)
Average Speed [km/h]	49.2	67.1	66.4	65.6	59.8
Top Speed [km/h]	66.8	67.7	67.1	67.2	63.5
Avg. Dist. to Rail [m]	2.6	4.3	4.3	6.7	6.4
Avg. Stride Freq. [Hz]	2.3	2.5	2.4	2.5	2.3
Avg. Stride Length [m]	5.9	7.6	7.6	7.4	7.1



- [] Ranking at each section and finish
- :-:- No data available at this section
- NA No data available

Horse/Jockey Name	CHOSEN BLONDE
Finish Rank	3
Fastest Section Time (Section)	0:10.72 (L800)
Top Speed [km/h] (Section)	69.4 (L800)
Race State	Finished



Thomas Farms RC Murray Bridge SA - Professional

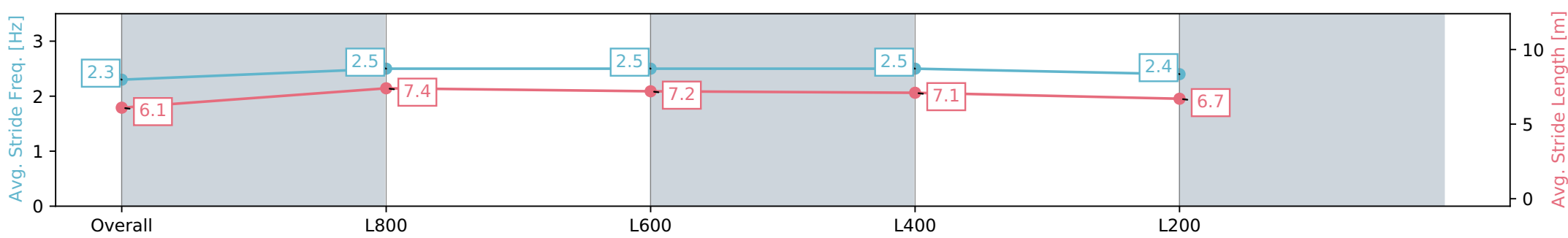
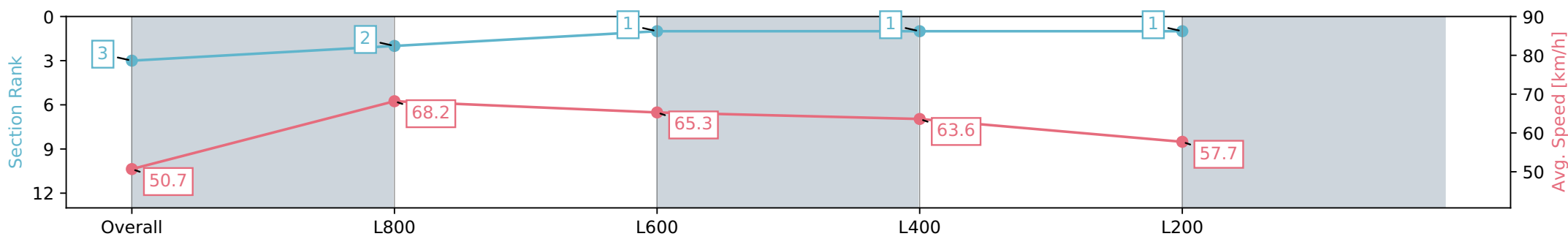
Race 6: Thomas Farms Benchmark 58 Handicap - 1000m

07 February 2024 - 4:37PM

Track Rating: Good 4, Weather: Fine, Rail Position: +9m 1000m-W/
Post, +6m 1200m Chute, True Remainder



Section	Overall	L1000	L800	L600	L400
Section Times	0:59.92 [3] (0:14.19)	0:45.73 [2] (0:10.72)	0:35.01 [1] (0:11.21)	0:23.80 [1] (0:11.32)	0:12.48 [1] (0:12.48)
Average Speed [km/h]	50.7	68.2	65.3	63.6	57.7
Top Speed [km/h]	67.9	69.4	66.9	64.8	61.1
Avg. Dist. to Rail [m]	1.4	3.8	4.2	4.3	3.4
Avg. Stride Freq. [Hz]	2.3	2.5	2.5	2.5	2.4
Avg. Stride Length [m]	6.1	7.4	7.2	7.1	6.7



- [] Ranking at each section and finish
- :-:- No data available at this section
- NA No data available

Horse/Jockey Name	SHIKANIC
Finish Rank	4
Fastest Section Time (Section)	0:10.86 (L800)
Top Speed [km/h] (Section)	67.6 (L800)
Race State	Finished



Thomas Farms RC Murray Bridge SA - Professional

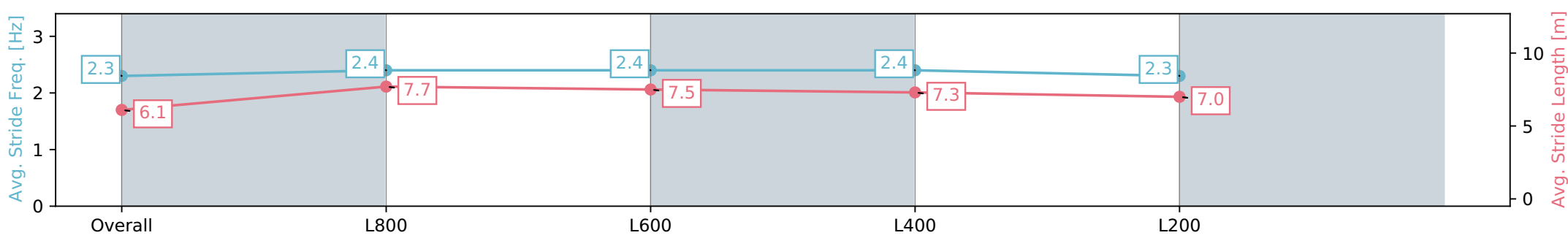
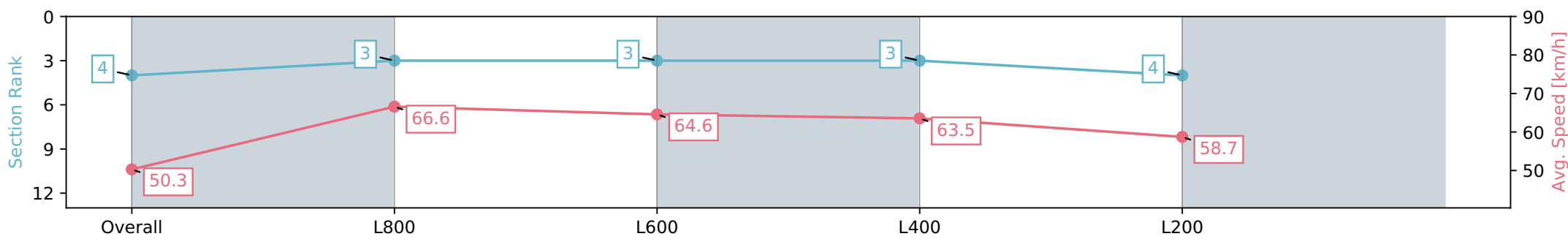
Race 6: Thomas Farms Benchmark 58 Handicap - 1000m

07 February 2024 - 4:37PM

Track Rating: Good 4, Weather: Fine, Rail Position: +9m 1000m-W/
Post, +6m 1200m Chute, True Remainder



Section	Overall	L1000	L800	L600	L400
Section Times	0:59.96 [4] (0:14.30)	0:45.66 [3] (0:10.86)	0:34.80 [3] (0:11.20)	0:23.60 [3] (0:11.35)	0:12.25 [4] (0:12.25)
Average Speed [km/h]	50.3	66.6	64.6	63.5	58.7
Top Speed [km/h]	66.5	67.6	65.8	65.4	61.9
Avg. Dist. to Rail [m]	3.7	1.2	1.5	4.0	3.8
Avg. Stride Freq. [Hz]	2.3	2.4	2.4	2.4	2.3
Avg. Stride Length [m]	6.1	7.7	7.5	7.3	7.0



- [] Ranking at each section and finish
- :-:- No data available at this section
- NA No data available

Horse/Jockey Name	CORK HARBOUR
Finish Rank	5
Fastest Section Time (Section)	0:10.74 (L800)
Top Speed [km/h] (Section)	68.4 (L800)
Race State	Finished



Thomas Farms RC Murray Bridge SA - Professional

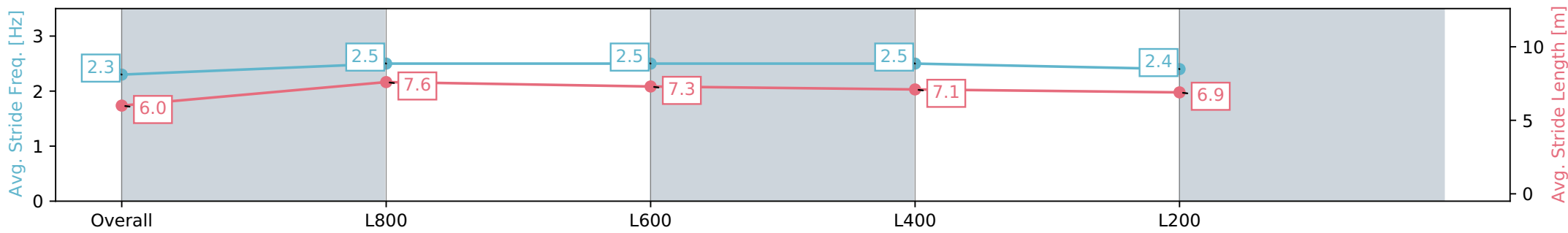
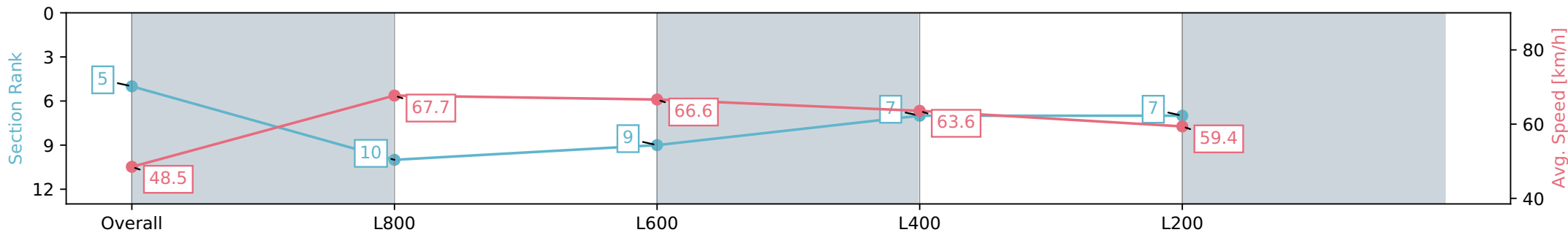
Race 6: Thomas Farms Benchmark 58 Handicap - 1000m

07 February 2024 - 4:37PM

Track Rating: Good 4, Weather: Fine, Rail Position: +9m 1000m-W/
Post, +6m 1200m Chute, True Remainder



Section	Overall	L1000	L800	L600	L400
Section Times	1:00.07 [5] (0:14.85)	0:45.22 [10] (0:10.74)	0:34.48 [9] (0:11.01)	0:23.47 [7] (0:11.35)	0:12.12 [7] (0:12.12)
Average Speed [km/h]	48.5	67.7	66.6	63.6	59.4
Top Speed [km/h]	67.1	68.4	67.3	65.0	62.8
Avg. Dist. to Rail [m]	1.7	2.6	5.1	6.0	4.7
Avg. Stride Freq. [Hz]	2.3	2.5	2.5	2.5	2.4
Avg. Stride Length [m]	6.0	7.6	7.3	7.1	6.9



- [] Ranking at each section and finish
- :-:- No data available at this section
- NA No data available

Horse/Jockey Name	MAGIC DELTA
Finish Rank	6
Fastest Section Time (Section)	0:10.90 (L800)
Top Speed [km/h] (Section)	68.0 (L800)
Race State	Finished



Thomas Farms RC Murray Bridge SA - Professional

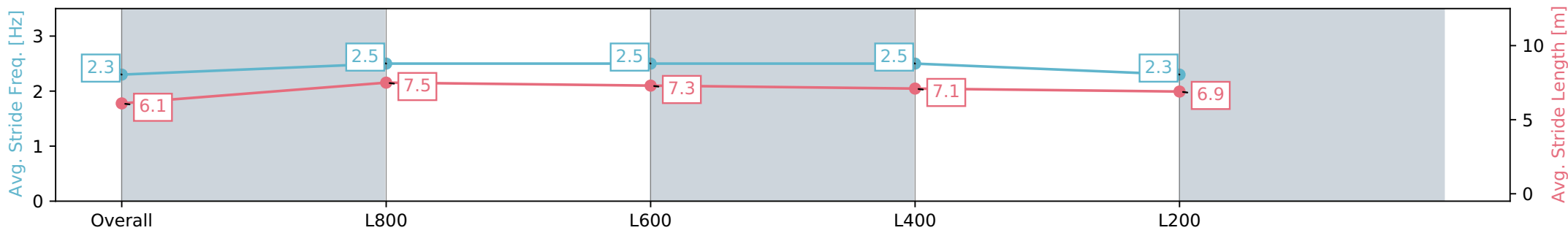
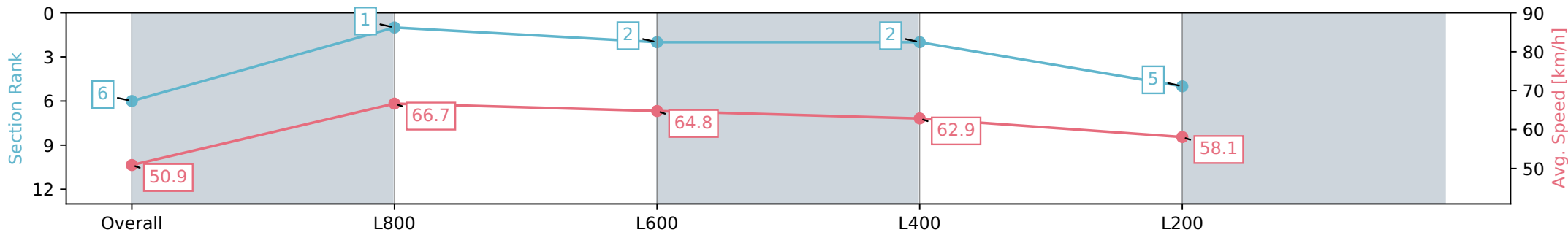
Race 6: Thomas Farms Benchmark 58 Handicap - 1000m

07 February 2024 - 4:37PM

Track Rating: Good 4, Weather: Fine, Rail Position: +9m 1000m-W/
Post, +6m 1200m Chute, True Remainder



Section	Overall	L1000	L800	L600	L400
Section Times	1:00.16 [6] (0:14.16)	0:46.00 [1] (0:10.90)	0:35.10 [2] (0:11.25)	0:23.85 [2] (0:11.46)	0:12.39 [5] (0:12.39)
Average Speed [km/h]	50.9	66.7	64.8	62.9	58.1
Top Speed [km/h]	66.3	68.0	65.7	64.5	61.0
Avg. Dist. to Rail [m]	1.8	3.4	2.9	4.2	5.4
Avg. Stride Freq. [Hz]	2.3	2.5	2.5	2.5	2.3
Avg. Stride Length [m]	6.1	7.5	7.3	7.1	6.9



- [] Ranking at each section and finish
- :-:- No data available at this section
- NA No data available

Horse/Jockey Name	TYDEUS
Finish Rank	7
Fastest Section Time (Section)	0:11.08 (L800)
Top Speed [km/h] (Section)	66.6 (L800)
Race State	Finished



Thomas Farms RC Murray Bridge SA - Professional

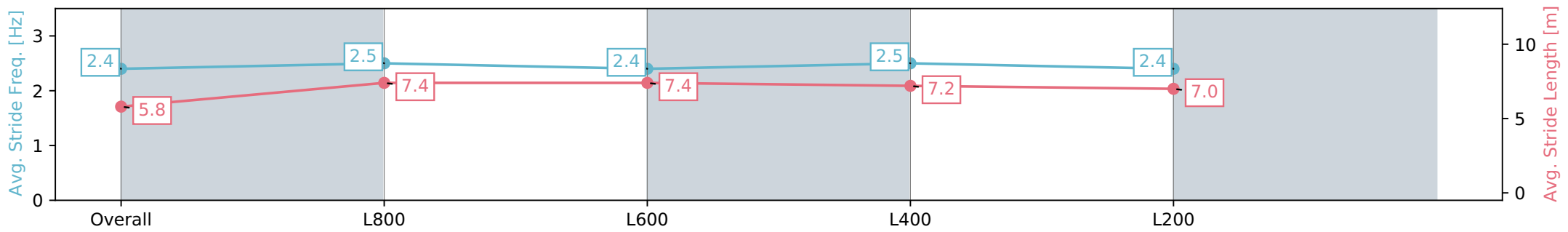
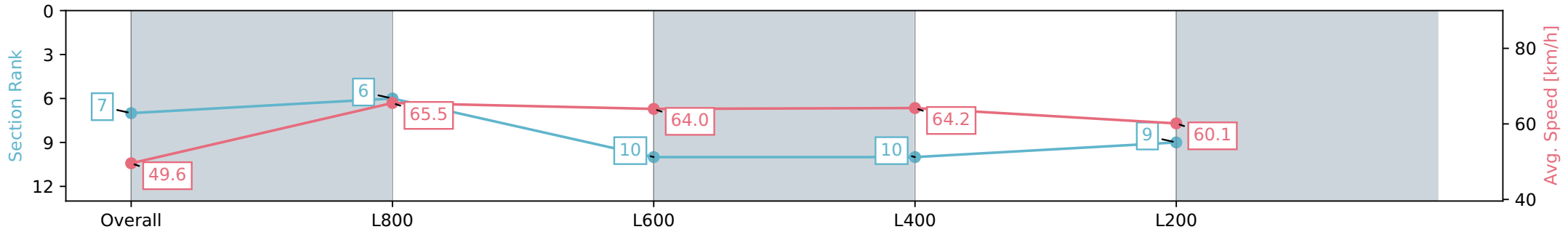
Race 6: Thomas Farms Benchmark 58 Handicap - 1000m

07 February 2024 - 4:37PM

Track Rating: Good 4, Weather: Fine, Rail Position: +9m 1000m-W/
Post, +6m 1200m Chute, True Remainder



Section	Overall	L1000	L800	L600	L400
Section Times	1:00.19 [7] (0:14.54)	0:45.65 [6] (0:11.08)	0:34.57 [10] (0:11.38)	0:23.19 [10] (0:11.21)	0:11.98 [9] (0:11.98)
Average Speed [km/h]	49.6	65.5	64.0	64.2	60.1
Top Speed [km/h]	64.9	66.6	65.5	65.7	62.3
Avg. Dist. to Rail [m]	1.6	2.8	2.6	3.3	3.0
Avg. Stride Freq. [Hz]	2.4	2.5	2.4	2.5	2.4
Avg. Stride Length [m]	5.8	7.4	7.4	7.2	7.0



- [] Ranking at each section and finish
- :-:- No data available at this section
- NA No data available

Horse/Jockey Name	WARMINSTER
Finish Rank	8
Fastest Section Time (Section)	0:10.83 (L800)
Top Speed [km/h] (Section)	67.7 (L800)
Race State	Finished



Thomas Farms RC Murray Bridge SA - Professional

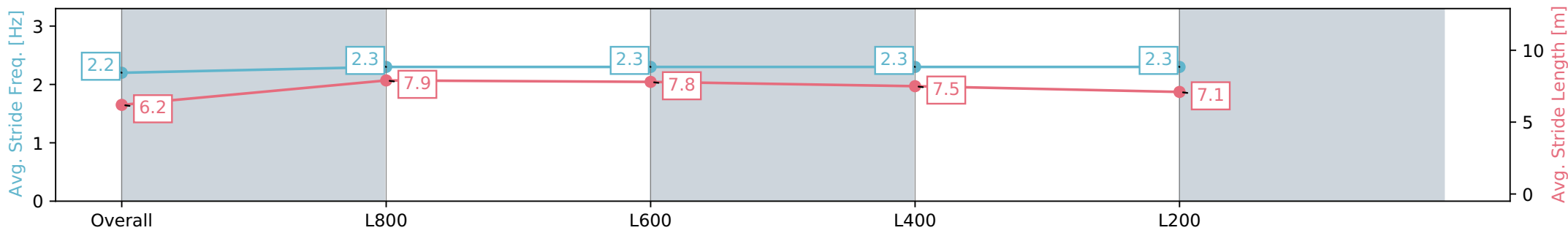
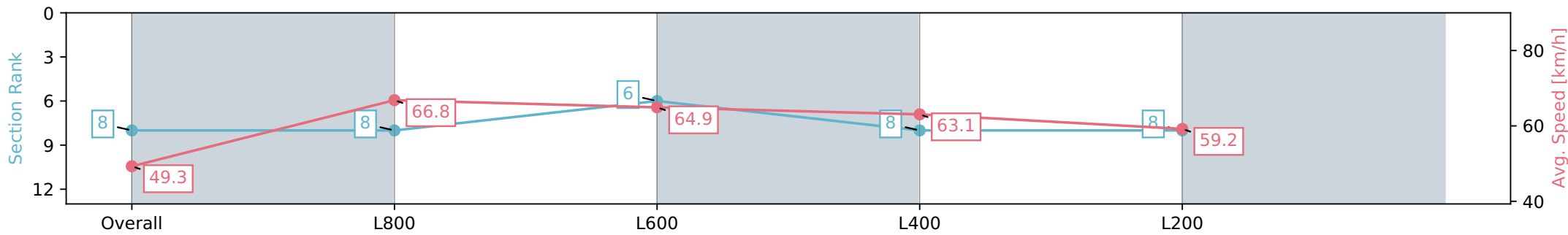
Race 6: Thomas Farms Benchmark 58 Handicap - 1000m

07 February 2024 - 4:37PM

Track Rating: Good 4, Weather: Fine, Rail Position: +9m 1000m-W/
Post, +6m 1200m Chute, True Remainder



Section	Overall	L1000	L800	L600	L400
Section Times	1:00.19 [8] (0:14.61)	0:45.58 [8] (0:10.83)	0:34.75 [6] (0:11.16)	0:23.59 [8] (0:11.43)	0:12.16 [8] (0:12.16)
Average Speed [km/h]	49.3	66.8	64.9	63.1	59.2
Top Speed [km/h]	67.2	67.7	66.4	65.1	62.7
Avg. Dist. to Rail [m]	3.2	1.5	2.1	4.8	4.4
Avg. Stride Freq. [Hz]	2.2	2.3	2.3	2.3	2.3
Avg. Stride Length [m]	6.2	7.9	7.8	7.5	7.1



- [] Ranking at each section and finish
- :-:- No data available at this section
- NA No data available

Horse/Jockey Name	PRANCE 'N' DANCE
Finish Rank	9
Fastest Section Time (Section)	0:10.78 (L800)
Top Speed [km/h] (Section)	69.2 (L800)
Race State	Finished



Thomas Farms RC Murray Bridge SA - Professional

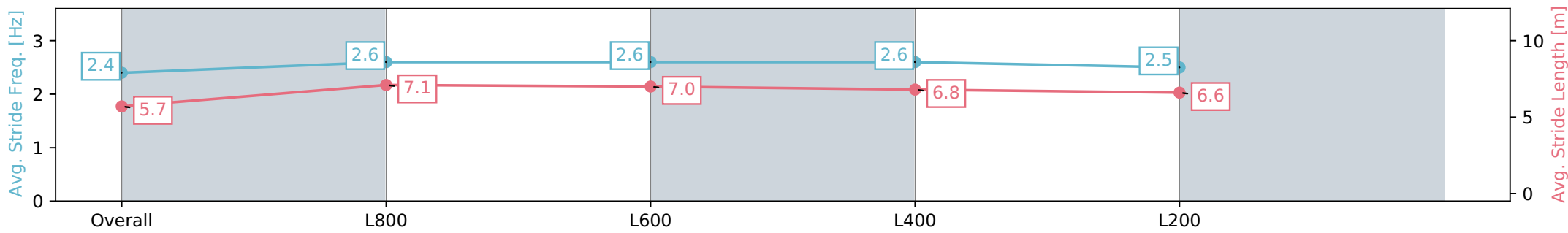
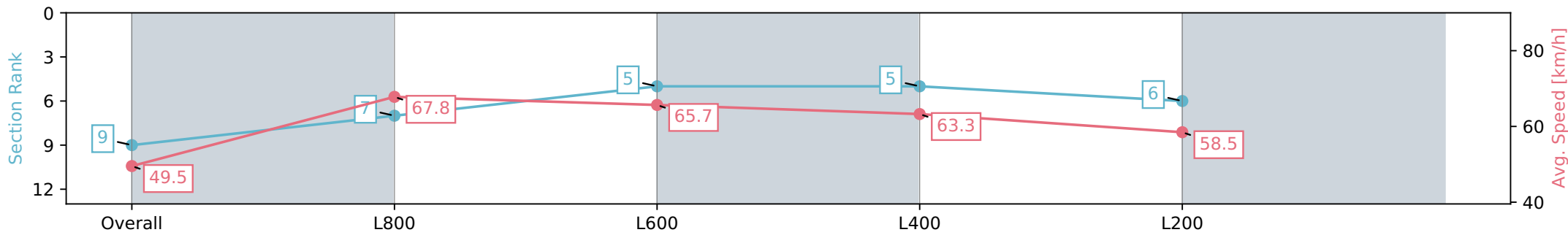
Race 6: Thomas Farms Benchmark 58 Handicap - 1000m

07 February 2024 - 4:37PM

Track Rating: Good 4, Weather: Fine, Rail Position: +9m 1000m-W/
Post, +6m 1200m Chute, True Remainder



Section	Overall	L1000	L800	L600	L400
Section Times	1:00.25 [9] (0:14.56)	0:45.68 [7] (0:10.78)	0:34.90 [5] (0:11.20)	0:23.70 [5] (0:11.38)	0:12.32 [6] (0:12.32)
Average Speed [km/h]	49.5	67.8	65.7	63.3	58.5
Top Speed [km/h]	66.7	69.2	66.1	65.3	61.3
Avg. Dist. to Rail [m]	4.8	4.9	5.3	7.3	8.2
Avg. Stride Freq. [Hz]	2.4	2.6	2.6	2.6	2.5
Avg. Stride Length [m]	5.7	7.1	7.0	6.8	6.6



- [] Ranking at each section and finish
- :-:- No data available at this section
- NA No data available

Horse/Jockey Name	DEVIL DAN
Finish Rank	10
Fastest Section Time (Section)	0:10.99 (L800)
Top Speed [km/h] (Section)	66.7 (L800)
Race State	Finished



Thomas Farms RC Murray Bridge SA - Professional

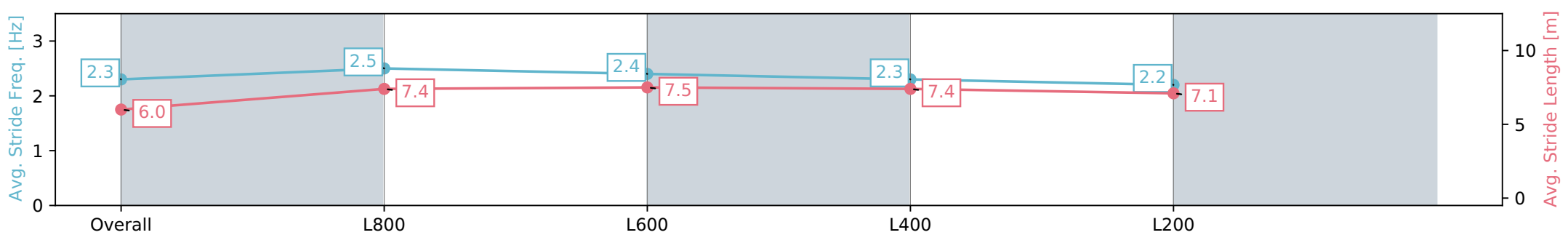
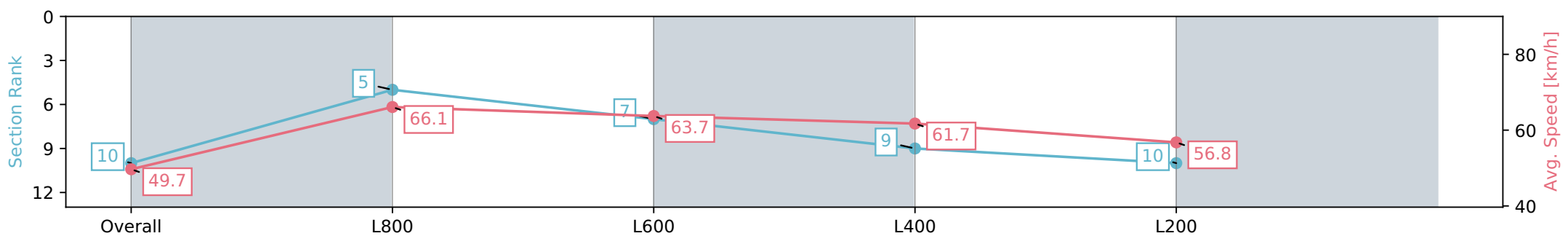
Race 6: Thomas Farms Benchmark 58 Handicap - 1000m

07 February 2024 - 4:37PM

Track Rating: Good 4, Weather: Fine, Rail Position: +9m 1000m-W/
Post, +6m 1200m Chute, True Remainder



Section	Overall	L1000	L800	L600	L400
Section Times	1:01.32 [10] (0:14.52)	0:46.80 [5] (0:10.99)	0:35.81 [7] (0:11.45)	0:24.36 [9] (0:11.67)	0:12.69 [10] (0:12.69)
Average Speed [km/h]	49.7	66.1	63.7	61.7	56.8
Top Speed [km/h]	66.4	66.7	66.3	63.0	59.0
Avg. Dist. to Rail [m]	2.1	2.9	3.3	6.6	8.3
Avg. Stride Freq. [Hz]	2.3	2.5	2.4	2.3	2.2
Avg. Stride Length [m]	6.0	7.4	7.5	7.4	7.1



- [] Ranking at each section and finish
- :-:- No data available at this section
- NA No data available