



RACING SA

Thomas Farms RC Murray Bridge SA
Race 5: Sportsbet Bet With Mates Benchmark 58 Handicap - 2500m
07 February 2024 - 4:00PM



Track Rating: Good 4, Weather: Fine, Rail Position: +9m 1000m-W/Post, +6m 1200m Chute, True Remainder

Table with columns: Section, Field Times, Position, #, Horse/Jockey, Barrier, Top Speed [km/h], Fastest Section, First 400m, Overall, L2400, L2200, L2000, L1800, L1600, From Winner [m]. Rows include SANDASTAN, ENRICO PALLAZZO, SESAR, WARRANDYTE ROAD, EIGHT ON THE DOT, VOILA LA VALSE, APEROL SPRINT, and JUGAN.

- [ ] Position in running at each section and finish
# Saddle cloth number
-:-:- No data available at this section
NA No data available



RACING SA

# Thomas Farms RC Murray Bridge SA

## Race 5: Sportsbet Bet With Mates Benchmark 58 Handicap - 2500m

07 February 2024 - 4:00PM



Track Rating: Good 4, Weather: Fine, Rail Position: +9m 1000m-W/Post, +6m 1200m Chute,  
True Remainder

Section								L1400	L1200	L1000	L800	L600	L400		
Field Times								1:26.90 (0:12.43)	1:14.47 (0:12.46)	1:02.00 (0:12.22)	0:49.78 (0:12.06)	0:37.72 (0:12.39)	0:25.33 (0:12.48)		
Position	#	Horse/Jockey	Barrier	Top Speed [km/h]	Fastest Section	First 400m								Margin	
1	1	<b>SANDASTAN</b>	1	61.6	0:11.92	0:32.54	1:26.82 [2]	1:14.25 [2]	1:01.81 [2]	0:49.78 [1]	0:37.73 [1]	0:25.34 [1]	2:45.31		
		Sairyn Fawke		2400-2200	2200-2000		(0:12.56)	(0:12.44)	(0:12.03)	(0:12.05)	(0:12.39)	(0:12.48)			
2	7	<b>ENRICO PALLAZZO</b>	4	62.2	0:11.92	0:33.08	1:26.72 [5]	1:14.29 [5]	1:01.99 [7]	0:49.76 [8]	0:37.49 [5]	0:25.17 [3]	2.7L		
		Justin Potter		2400-2200	2200-2000		(0:12.43)	(0:12.30)	(0:12.23)	(0:12.27)	(0:12.32)	(0:12.34)			
3	4	<b>SESTAR</b>	3	61.7	0:12.05	0:33.16	1:26.85 [6]	1:14.36 [7]	1:02.17 [8]	0:50.11 [6]	0:37.69 [7]	0:25.12 [7]	4.4L		
		Alana Livesey		2200-2000	2200-2000		(0:12.49)	(0:12.19)	(0:12.06)	(0:12.42)	(0:12.56)	(0:12.48)			
4	2	<b>WARRANTYTE ROAD</b>	7	61.1	0:12.02	0:33.31	1:26.79 [7]	1:14.39 [8]	1:02.37 [5]	0:50.27 [5]	0:37.89 [4]	0:25.37 [4]	4.6L		
		Nichola Yuen		800-600	1000-800		(0:12.40)	(0:12.02)	(0:12.10)	(0:12.38)	(0:12.52)	(0:12.62)			
5	5	<b>EIGHT ON THE DOT</b>	2	61.3	0:12.05	0:32.75	1:27.41 [3]	1:15.04 [3]	1:02.69 [3]	0:50.40 [3]	0:38.09 [2]	0:25.52 [2]	4.7L		
		Ben Price		2400-2200	2200-2000		(0:12.37)	(0:12.35)	(0:12.28)	(0:12.31)	(0:12.56)	(0:12.67)			
6	8	<b>VOILA LA VALSE</b>	5	61.0	0:12.05	0:33.44	1:26.87 [8]	1:14.51 [6]	1:02.42 [6]	0:50.18 [7]	0:37.63 [8]	0:25.24 [6]	5.1L		
		Teagan Voorham		2200-2000	2200-2000		(0:12.36)	(0:12.09)	(0:12.24)	(0:12.55)	(0:12.39)	(0:12.36)			
7	6	<b>APEROL SPRINT</b>	8	62.0	0:11.87	0:32.46	1:28.62 [1]	1:16.19 [1]	1:03.73 [1]	0:51.45 [2]	0:39.00 [3]	0:26.21 [5]	10.3L		
		Jessica Eaton		2400-2200	2200-2000		(0:12.43)	(0:12.46)	(0:12.28)	(0:12.45)	(0:12.79)	(0:12.96)			
8	3	<b>JUGAN</b>	6	61.0	0:11.97	0:32.70	1:29.26 [4]	1:16.84 [4]	1:04.41 [4]	0:52.24 [4]	0:39.64 [6]	0:26.91 [8]	15.9L		
		Jake Toeroek		2200-2000	2200-2000		(0:12.42)	(0:12.43)	(0:12.17)	(0:12.60)	(0:12.73)	(0:13.04)			

- [ ] Position in running at each section and finish
- # Saddle cloth number
- :-:- No data available at this section
- █ Background shading for fastest section
- NA No data available



RACING SA

Thomas Farms RC Murray Bridge SA
Race 5: Sportsbet Bet With Mates Benchmark 58 Handicap - 2500m
07 February 2024 - 4:00PM



Track Rating: Good 4, Weather: Fine, Rail Position: +9m 1000m-W/Post, +6m 1200m Chute, True Remainder

Table with columns: Section, Field Times, L200, Position, #, Horse/Jockey, Barrier, Top Speed [km/h], Fastest Section, First 400m, Margin. Contains 8 rows of race data including horses like SANDASTAN, ENRICO PALLAZZO, SESAR, WARRANDYTE ROAD, EIGHT ON THE DOT, VOILA LA VALSE, APEROL SPRINT, and JUGAN.

- [ ] Position in running at each section and finish
# Saddle cloth number
-:-:- No data available at this section
NA No data available
Background shading for fastest section

Horse/Jockey Name	SANDASTAN
Finish Rank	1
Fastest Section Time (Section)	0:11.92 (L2400)
Top Speed [km/h] (Section)	61.6 (Overall)
Race State	Finished



Thomas Farms RC Murray Bridge SA - Professional

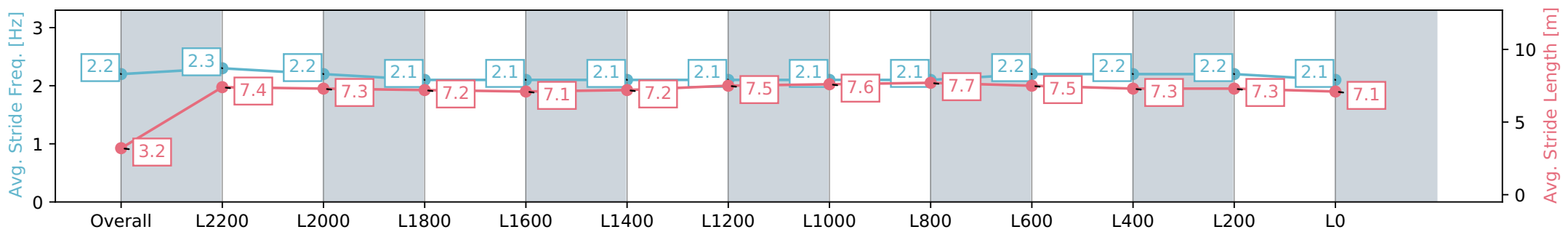
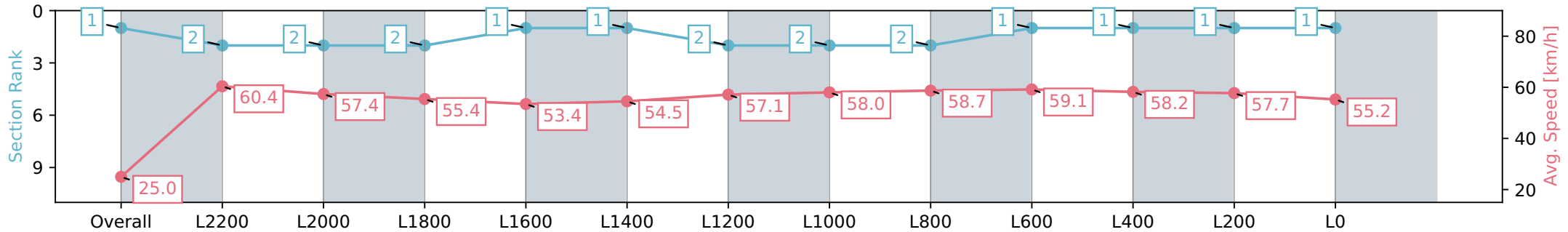
Race 5: Sportsbet Bet With Mates Benchmark 58 Handicap - 2500m

07 February 2024 - 4:00PM

Track Rating: Good 4, Weather: Fine, Rail Position: +9m 1000m-W/  
Post, +6m 1200m Chute, True Remainder



Section	Overall	L2200	L2000	L1800	L1600	L1400	L1200	L1000	L800	L600	L400	L200	L0
Section Times	2:45.31 [1] (0:14.39)	2:30.92 [2] (0:11.92)	2:19.00 [2] (0:12.57)	2:06.42 [2] (0:13.00)	1:53.42 [1] (0:13.38)	1:40.04 [1] (0:13.22)	1:26.82 [2] (0:12.56)	1:14.25 [2] (0:12.44)	1:01.81 [2] (0:12.03)	0:49.78 [1] (0:12.05)	0:37.73 [1] (0:12.39)	0:25.34 [1] (0:12.48)	0:12.86 [1] (0:12.86)
Average Speed [km/h]	25.0	60.4	57.4	55.4	53.4	54.5	57.1	58.0	58.7	59.1	58.2	57.7	55.2
Top Speed [km/h]	61.6	61.6	58.7	56.5	54.8	57.2	58.3	58.7	59.2	60.2	58.9	58.9	57.1
Avg. Dist. to Rail [m]	7.6	2.9	2.1	0.9	1.3	0.3	0.5	0.3	3.6	1.8	1.6	4.5	3.6
Avg. Stride Freq. [Hz]	2.2	2.3	2.2	2.1	2.1	2.1	2.1	2.1	2.1	2.2	2.2	2.2	2.1
Avg. Stride Length [m]	3.2	7.4	7.3	7.2	7.1	7.2	7.5	7.6	7.7	7.5	7.3	7.3	7.1



- [ ] Ranking at each section and finish
- :-:- No data available at this section
- NA No data available

Horse/Jockey Name	ENRICO PALLAZZO
Finish Rank	2
Fastest Section Time (Section)	0:11.92 (L2400)
Top Speed [km/h] (Section)	62.2 (Overall)
Race State	Finished



Thomas Farms RC Murray Bridge SA - Professional

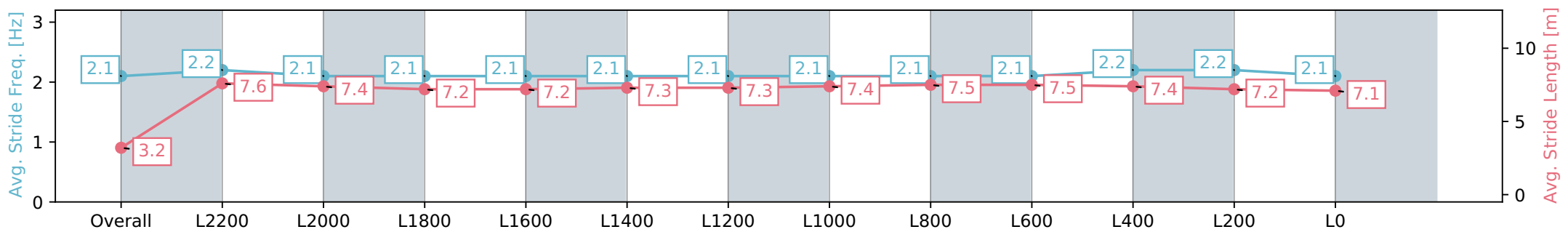
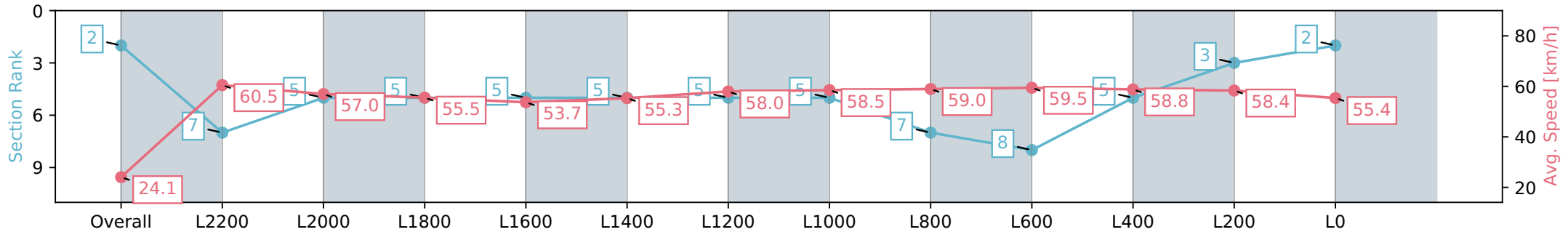
Race 5: Sportsbet Bet With Mates Benchmark 58 Handicap - 2500m

07 February 2024 - 4:00PM

Track Rating: Good 4, Weather: Fine, Rail Position: +9m 1000m-W/  
Post, +6m 1200m Chute, True Remainder



Section	Overall	L2200	L2000	L1800	L1600	L1400	L1200	L1000	L800	L600	L400	L200	L0
Section Times	2:45.77 [2] (0:14.95)	2:30.82 [7] (0:11.92)	2:18.90 [5] (0:12.65)	2:06.25 [5] (0:13.12)	1:53.13 [5] (0:13.38)	1:39.75 [5] (0:13.03)	1:26.72 [5] (0:12.43)	1:14.29 [5] (0:12.30)	1:01.99 [7] (0:12.23)	0:49.76 [8] (0:12.27)	0:37.49 [5] (0:12.32)	0:25.17 [3] (0:12.34)	0:12.83 [2] (0:12.83)
Average Speed [km/h]	24.1	60.5	57.0	55.5	53.7	55.3	58.0	58.5	59.0	59.5	58.8	58.4	55.4
Top Speed [km/h]	62.2	62.2	60.4	56.5	55.7	56.6	59.4	59.8	60.4	60.1	59.7	59.9	56.9
Avg. Dist. to Rail [m]	7.9	1.8	1.3	2.3	0.6	0.6	1.0	1.2	1.2	2.6	2.1	2.9	2.7
Avg. Stride Freq. [Hz]	2.1	2.2	2.1	2.1	2.1	2.1	2.1	2.1	2.1	2.1	2.2	2.2	2.1
Avg. Stride Length [m]	3.2	7.6	7.4	7.2	7.2	7.3	7.3	7.4	7.5	7.5	7.4	7.2	7.1



- [ ] Ranking at each section and finish
- :-:- No data available at this section
- NA No data available

Horse/Jockey Name	SESAR
Finish Rank	3
Fastest Section Time (Section)	0:12.05 (L2400)
Top Speed [km/h] (Section)	61.7 (L2400)
Race State	Finished



Thomas Farms RC Murray Bridge SA - Professional

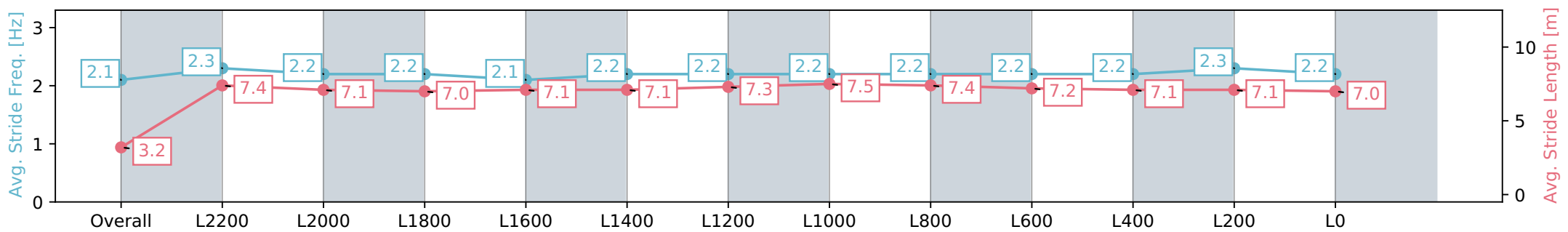
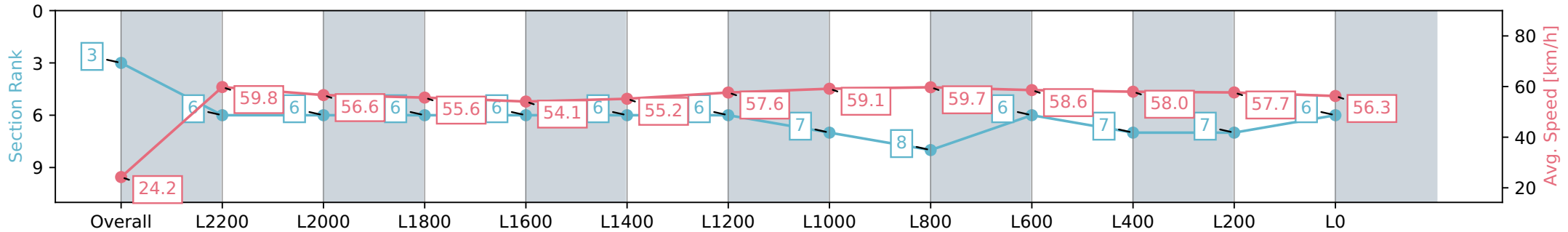
Race 5: Sportsbet Bet With Mates Benchmark 58 Handicap - 2500m

07 February 2024 - 4:00PM

Track Rating: Good 4, Weather: Fine, Rail Position: +9m 1000m-W/  
Post, +6m 1200m Chute, True Remainder



Section	Overall	L2200	L2000	L1800	L1600	L1400	L1200	L1000	L800	L600	L400	L200	L0
Section Times	2:46.04 [3] (0:14.83)	2:31.21 [6] (0:12.05)	2:19.16 [6] (0:12.78)	2:06.38 [6] (0:13.04)	1:53.34 [6] (0:13.39)	1:39.95 [6] (0:13.10)	1:26.85 [6] (0:12.49)	1:14.36 [7] (0:12.19)	1:02.17 [8] (0:12.06)	0:50.11 [6] (0:12.42)	0:37.69 [7] (0:12.56)	0:25.12 [7] (0:12.48)	0:12.64 [6] (0:12.64)
Average Speed [km/h]	24.2	59.8	56.6	55.6	54.1	55.2	57.6	59.1	59.7	58.6	58.0	57.7	56.3
Top Speed [km/h]	60.5	61.7	58.5	57.2	56.0	56.5	60.0	61.0	60.7	59.7	60.3	58.7	57.8
Avg. Dist. to Rail [m]	9.1	3.4	1.9	2.1	1.0	2.8	2.3	2.0	1.0	2.1	3.4	5.3	6.0
Avg. Stride Freq. [Hz]	2.1	2.3	2.2	2.2	2.1	2.2	2.2	2.2	2.2	2.2	2.2	2.3	2.2
Avg. Stride Length [m]	3.2	7.4	7.1	7.0	7.1	7.1	7.3	7.5	7.4	7.2	7.1	7.1	7.0



- [ ] Ranking at each section and finish
- :-:- No data available at this section
- NA No data available

Horse/Jockey Name	WARRANDYTE ROAD
Finish Rank	4
Fastest Section Time (Section)	0:12.02 (L1200)
Top Speed [km/h] (Section)	61.1 (L1000)
Race State	Finished



Thomas Farms RC Murray Bridge SA - Professional

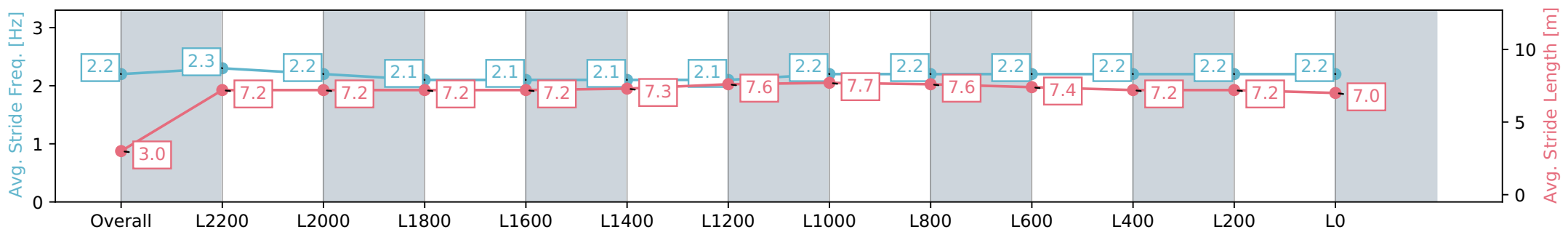
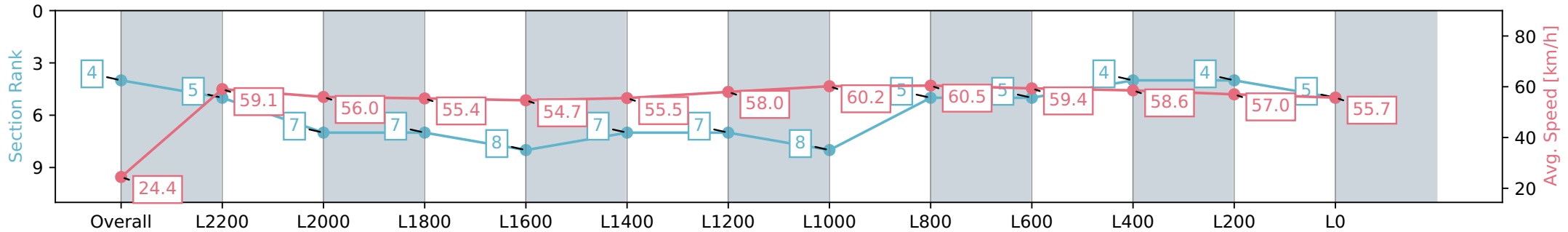
Race 5: Sportsbet Bet With Mates Benchmark 58 Handicap - 2500m

07 February 2024 - 4:00PM

Track Rating: Good 4, Weather: Fine, Rail Position: +9m 1000m-W/  
Post, +6m 1200m Chute, True Remainder



Section	Overall	L2200	L2000	L1800	L1600	L1400	L1200	L1000	L800	L600	L400	L200	L0
Section Times	2:46.08 [4] (0:14.70)	2:31.38 [5] (0:12.19)	2:19.19 [7] (0:12.94)	2:06.25 [7] (0:13.20)	1:53.05 [8] (0:13.24)	1:39.81 [7] (0:13.02)	1:26.79 [7] (0:12.40)	1:14.39 [8] (0:12.02)	1:02.37 [5] (0:12.10)	0:50.27 [5] (0:12.38)	0:37.89 [4] (0:12.52)	0:25.37 [4] (0:12.62)	0:12.75 [5] (0:12.75)
Average Speed [km/h]	24.4	59.1	56.0	55.4	54.7	55.5	58.0	60.2	60.5	59.4	58.6	57.0	55.7
Top Speed [km/h]	59.0	60.4	57.1	55.9	56.1	56.5	59.5	60.6	61.1	60.2	59.7	58.0	56.9
Avg. Dist. to Rail [m]	10.6	4.1	2.3	3.4	1.1	2.3	3.2	4.2	2.9	4.2	4.6	7.4	7.6
Avg. Stride Freq. [Hz]	2.2	2.3	2.2	2.1	2.1	2.1	2.1	2.2	2.2	2.2	2.2	2.2	2.2
Avg. Stride Length [m]	3.0	7.2	7.2	7.2	7.2	7.3	7.6	7.7	7.6	7.4	7.2	7.2	7.0



- [ ] Ranking at each section and finish
- :-:- No data available at this section
- NA No data available

Horse/Jockey Name	EIGHT ON THE DOT
Finish Rank	5
Fastest Section Time (Section)	0:12.05 (L2400)
Top Speed [km/h] (Section)	61.3 (Overall)
Race State	Finished



Thomas Farms RC Murray Bridge SA - Professional

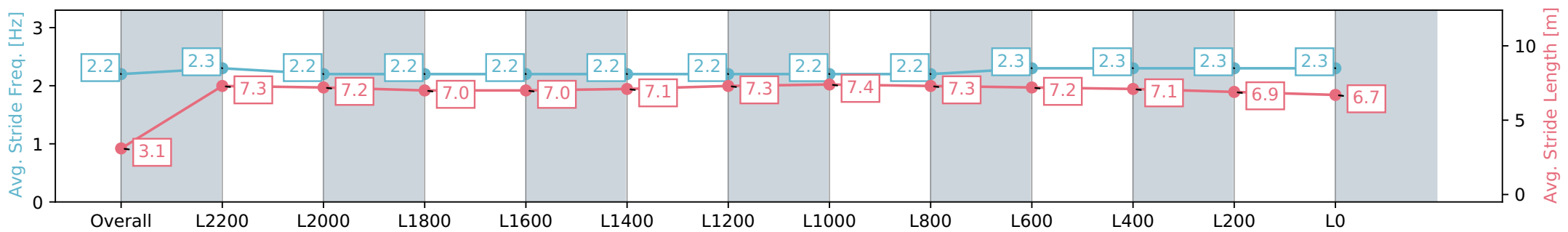
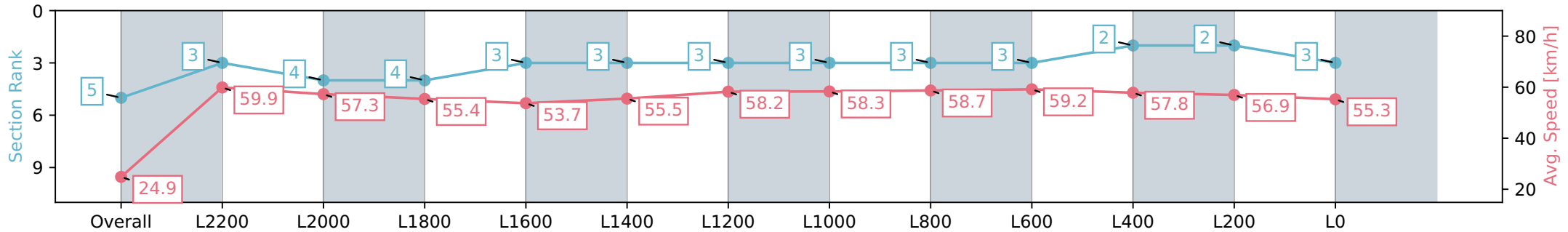
Race 5: Sportsbet Bet With Mates Benchmark 58 Handicap - 2500m

07 February 2024 - 4:00PM

Track Rating: Good 4, Weather: Fine, Rail Position: +9m 1000m-W/  
Post, +6m 1200m Chute, True Remainder



Section	Overall	L2200	L2000	L1800	L1600	L1400	L1200	L1000	L800	L600	L400	L200	L0
Section Times	2:46.10 [5] (0:14.47)	2:31.63 [3] (0:12.05)	2:19.58 [4] (0:12.57)	2:07.00 [4] (0:13.14)	1:53.86 [3] (0:13.44)	1:40.42 [3] (0:13.01)	1:27.41 [3] (0:12.37)	1:15.04 [3] (0:12.35)	1:02.69 [3] (0:12.28)	0:50.40 [3] (0:12.31)	0:38.09 [2] (0:12.56)	0:25.52 [2] (0:12.67)	0:12.85 [3] (0:12.85)
Average Speed [km/h]	24.9	59.9	57.3	55.4	53.7	55.5	58.2	58.3	58.7	59.2	57.8	56.9	55.3
Top Speed [km/h]	61.3	61.3	59.5	56.0	54.8	57.3	59.8	59.0	59.1	59.9	59.2	57.6	56.1
Avg. Dist. to Rail [m]	8.5	2.6	1.3	2.6	0.6	0.8	0.3	0.9	1.1	2.5	3.0	6.7	6.8
Avg. Stride Freq. [Hz]	2.2	2.3	2.2	2.2	2.2	2.2	2.2	2.2	2.2	2.3	2.3	2.3	2.3
Avg. Stride Length [m]	3.1	7.3	7.2	7.0	7.0	7.1	7.3	7.4	7.3	7.2	7.1	6.9	6.7



- [ ] Ranking at each section and finish
- :-:- No data available at this section
- NA No data available



Horse/Jockey Name	VOILA LA VALSE
Finish Rank	6
Fastest Section Time (Section)	0:12.05 (L2400)
Top Speed [km/h] (Section)	61.0 (L2400)
Race State	Finished



Thomas Farms RC Murray Bridge SA - Professional

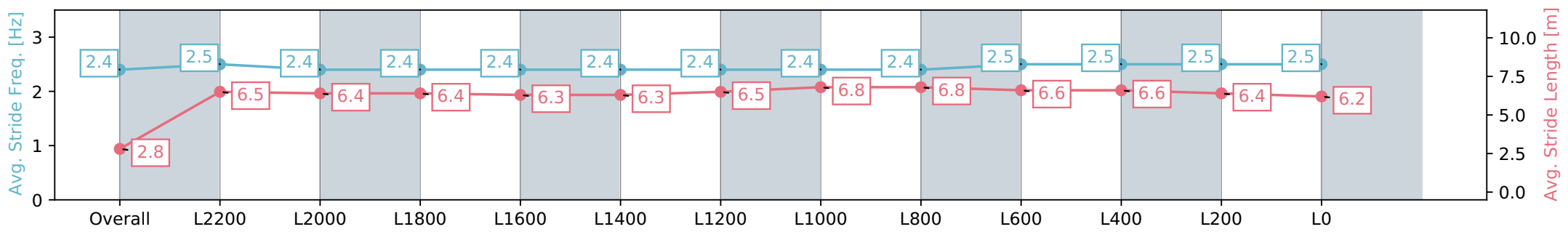
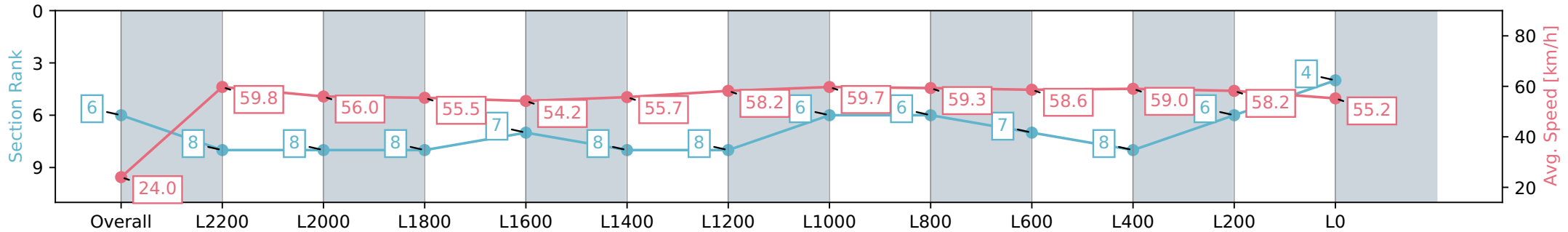
Race 5: Sportsbet Bet With Mates Benchmark 58 Handicap - 2500m

07 February 2024 - 4:00PM

Track Rating: Good 4, Weather: Fine, Rail Position: +9m 1000m-W/ Post, +6m 1200m Chute, True Remainder



Section	Overall	L2200	L2000	L1800	L1600	L1400	L1200	L1000	L800	L600	L400	L200	L0
Section Times	2:46.16 [6] (0:14.97)	2:31.19 [8] (0:12.05)	2:19.14 [8] (0:12.92)	2:06.22 [8] (0:13.09)	1:53.13 [7] (0:13.30)	1:39.83 [8] (0:12.96)	1:26.87 [8] (0:12.36)	1:14.51 [6] (0:12.09)	1:02.42 [6] (0:12.24)	0:50.18 [7] (0:12.55)	0:37.63 [8] (0:12.39)	0:25.24 [6] (0:12.36)	0:12.88 [4] (0:12.88)
Average Speed [km/h]	24.0	59.8	56.0	55.5	54.2	55.7	58.2	59.7	59.3	58.6	59.0	58.2	55.2
Top Speed [km/h]	59.7	61.0	57.1	56.1	56.1	56.6	59.8	60.5	60.6	60.0	59.6	58.9	57.8
Avg. Dist. to Rail [m]	9.5	3.4	1.8	2.3	0.5	1.2	1.9	2.7	1.7	4.3	3.9	7.7	7.5
Avg. Stride Freq. [Hz]	2.4	2.5	2.4	2.4	2.4	2.4	2.4	2.4	2.4	2.5	2.5	2.5	2.5
Avg. Stride Length [m]	2.8	6.5	6.4	6.4	6.4	6.3	6.3	6.5	6.8	6.8	6.6	6.4	6.2



- [ ] Ranking at each section and finish
- :-:- No data available at this section
- NA No data available

Horse/Jockey Name	APEROL SPRINT
Finish Rank	7
Fastest Section Time (Section)	0:11.87 (L2400)
Top Speed [km/h] (Section)	62.0 (Overall)
Race State	Finished



Thomas Farms RC Murray Bridge SA - Professional

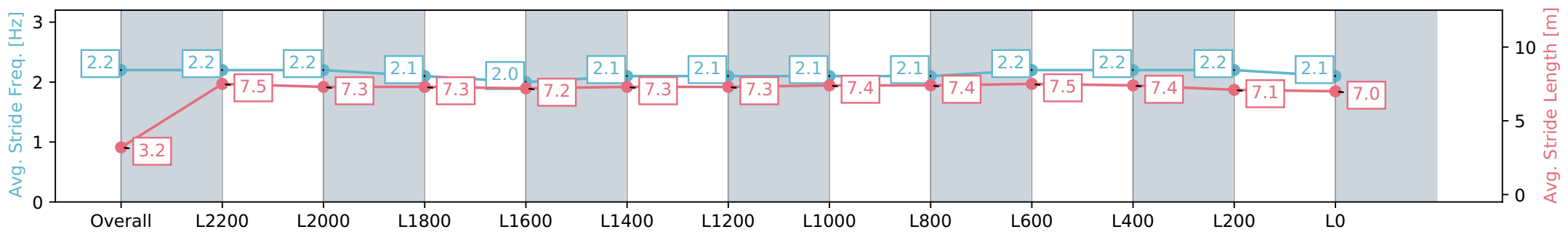
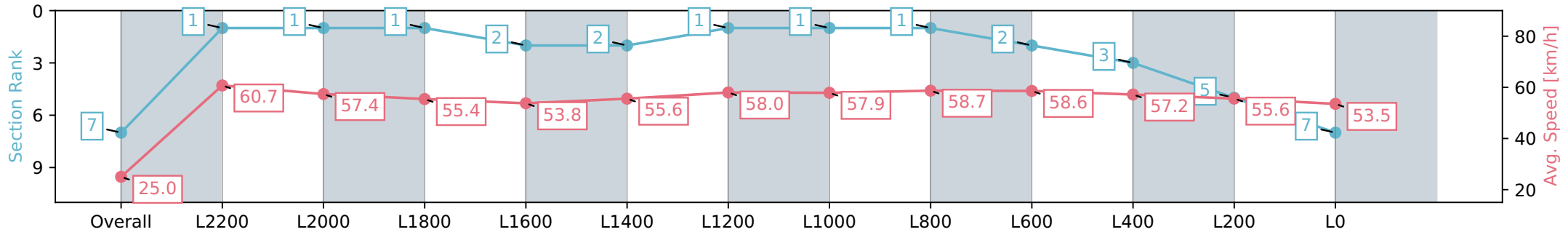
Race 5: Sportsbet Bet With Mates Benchmark 58 Handicap - 2500m

07 February 2024 - 4:00PM

Track Rating: Good 4, Weather: Fine, Rail Position: +9m 1000m-W/ Post, +6m 1200m Chute, True Remainder



Section	Overall	L2200	L2000	L1800	L1600	L1400	L1200	L1000	L800	L600	L400	L200	L0
Section Times	2:47.03 [7] (0:14.38)	2:32.65 [1] (0:11.87)	2:20.78 [1] (0:12.56)	2:08.22 [1] (0:13.14)	1:55.08 [2] (0:13.46)	1:41.62 [2] (0:13.00)	1:28.62 [1] (0:12.43)	1:16.19 [1] (0:12.46)	1:03.73 [1] (0:12.28)	0:51.45 [2] (0:12.45)	0:39.00 [3] (0:12.79)	0:26.21 [5] (0:12.96)	0:13.25 [7] (0:13.25)
Average Speed [km/h]	25.0	60.7	57.4	55.4	53.8	55.6	58.0	57.9	58.7	58.6	57.2	55.6	53.5
Top Speed [km/h]	62.0	62.0	58.8	56.5	54.4	57.5	58.3	58.1	59.2	59.3	58.4	57.2	54.6
Avg. Dist. to Rail [m]	11.3	4.0	1.7	2.6	1.0	1.9	1.7	1.9	0.8	2.5	4.2	7.4	7.6
Avg. Stride Freq. [Hz]	2.2	2.2	2.2	2.1	2.0	2.1	2.1	2.1	2.1	2.2	2.2	2.2	2.1
Avg. Stride Length [m]	3.2	7.5	7.3	7.3	7.2	7.3	7.3	7.4	7.4	7.5	7.4	7.1	7.0



- [ ] Ranking at each section and finish
- :-:- No data available at this section
- NA No data available

Horse/Jockey Name	JUGAN
Finish Rank	8
Fastest Section Time (Section)	0:11.97 (L2400)
Top Speed [km/h] (Section)	61.0 (L2400)
Race State	Finished



Thomas Farms RC Murray Bridge SA - Professional

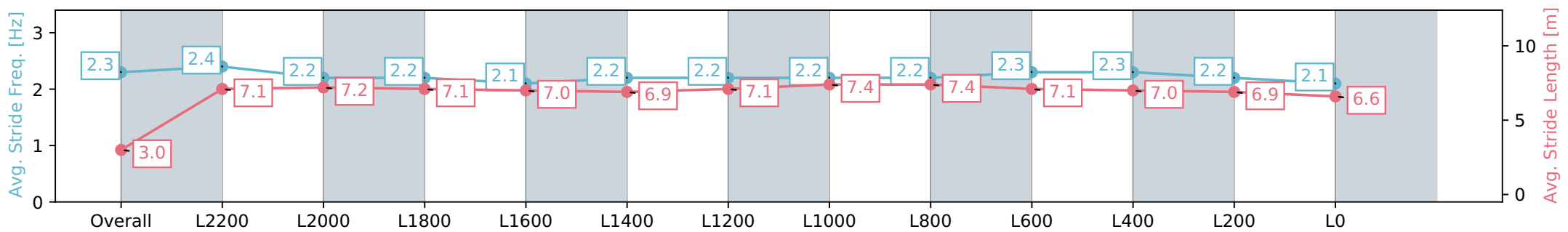
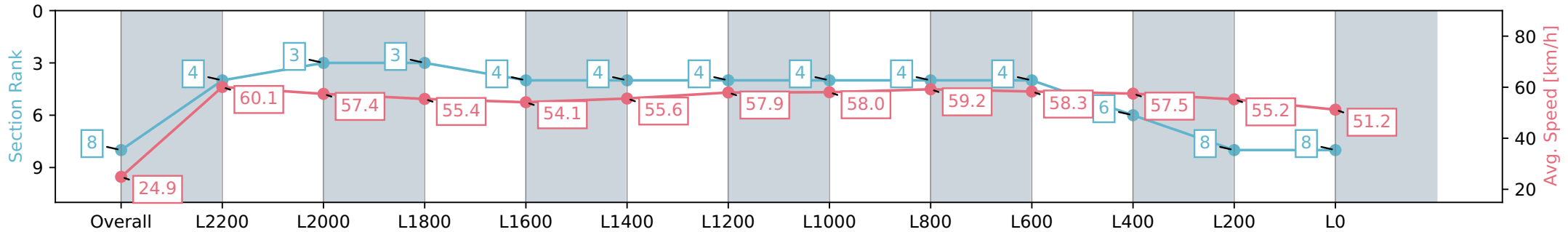
Race 5: Sportsbet Bet With Mates Benchmark 58 Handicap - 2500m

07 February 2024 - 4:00PM

Track Rating: Good 4, Weather: Fine, Rail Position: +9m 1000m-W/  
Post, +6m 1200m Chute, True Remainder



Section	Overall	L2200	L2000	L1800	L1600	L1400	L1200	L1000	L800	L600	L400	L200	L0
Section Times	2:47.96 [8] (0:14.49)	2:33.47 [4] (0:11.97)	2:21.50 [3] (0:12.62)	2:08.88 [3] (0:13.24)	1:55.64 [4] (0:13.37)	1:42.27 [4] (0:13.01)	1:29.26 [4] (0:12.42)	1:16.84 [4] (0:12.43)	1:04.41 [4] (0:12.17)	0:52.24 [4] (0:12.60)	0:39.64 [6] (0:12.73)	0:26.91 [8] (0:13.04)	0:13.87 [8] (0:13.87)
Average Speed [km/h]	24.9	60.1	57.4	55.4	54.1	55.6	57.9	58.0	59.2	58.3	57.5	55.2	51.2
Top Speed [km/h]	61.0	61.0	59.0	56.3	55.2	57.5	59.3	58.9	60.4	59.9	59.1	57.6	53.6
Avg. Dist. to Rail [m]	9.7	2.9	1.8	4.0	1.2	1.6	1.7	1.5	1.6	4.0	4.5	8.3	7.7
Avg. Stride Freq. [Hz]	2.3	2.4	2.2	2.2	2.1	2.2	2.2	2.2	2.2	2.3	2.3	2.2	2.1
Avg. Stride Length [m]	3.0	7.1	7.2	7.1	7.0	6.9	7.1	7.4	7.4	7.1	7.0	6.9	6.6



Report Created: Wed 07 February 2024 16:57:05 GMT+11 (Note: Timing is based on positional data)

- [ ] Ranking at each section and finish
- :-:- No data available at this section
- NA No data available