



RACING SA

Thomas Farms RC Murray Bridge SA
Race 3: Sportsbet Same Race Multi Maiden Plate - 1600m
07 February 2024 - 2:51PM



Track Rating: Good 4, Weather: Fine, Rail Position: Unknown

Table with columns: Section, Field Times, Position, #, Horse/Jockey, Barrier, Top Speed [km/h], Fastest Section, First 400m, Overall, L1400, L1200, L1000, L800, L600, From Winner [m]. Rows include THE PENSKE FILE, UNDER THE CONE, HOLMES, EXALTED BELLE, URBAN BOY, EFFICACY, CHARLIE'S BRO, WINNING AURA, MILITARY ACTION, ITALIAN AGENT.

Scratched: Cardio (#2)

- [ ] Position in running at each section and finish
# Saddle cloth number
-:-:- No data available at this section
NA No data available



RACING SA

Thomas Farms RC Murray Bridge SA
Race 3: Sportsbet Same Race Multi Maiden Plate - 1600m
07 February 2024 - 2:51PM



Track Rating: Good 4, Weather: Fine, Rail Position: Unknown

Table with columns: Section, Field Times, Position, #, Horse/Jockey, Barrier, Top Speed [km/h], Fastest Section, First 400m, Overall, L1400, L1200, L1000, L800, L600, From Winner [m]. Rows include APACHE STATION and MISS NARRANGA.

Scratched: Cardio (#2)

- [ ] Position in running at each section and finish
# Saddle cloth number
-:-:- No data available at this section
NA No data available



RACING SA

Thomas Farms RC Murray Bridge SA
Race 3: Sportsbet Same Race Multi Maiden Plate - 1600m
07 February 2024 - 2:51PM



Track Rating: Good 4, Weather: Fine, Rail Position: Unknown

Table with columns: Section, Field Times, Position, #, Horse/Jockey, Barrier, Top Speed [km/h], Fastest Section, First 400m, L400, L200, Margin, From Winner [m]. Rows include THE PENSKE FILE, UNDER THE CONE, HOLMES, EXALTED BELLE, URBAN BOY, EFFICACY, CHARLIE'S BRO, WINNING AURA, MILITARY ACTION, ITALIAN AGENT.

Scratched: Cardio (#2)

- [ ] Position in running at each section and finish
# Saddle cloth number
-:-:- No data available at this section
NA No data available



RACING SA

Thomas Farms RC Murray Bridge SA
Race 3: Sportsbet Same Race Multi Maiden Plate - 1600m
07 February 2024 - 2:51PM



Track Rating: Good 4, Weather: Fine, Rail Position: Unknown

Section

Field Times

L400 0:25.08 (0:12.12)
L200 0:12.96 (0:12.96)

Table with columns: Position, #, Horse/Jockey, Barrier, Top Speed [km/h], Fastest Section, First 400m, Margin, From Winner [m]. Rows include APACHE STATION and MISS NARRANGA.

Scratched: Cardio (#2)

- [ ] Position in running at each section and finish
# Saddle cloth number
-:-:- No data available at this section
NA No data available

Horse/Jockey Name	THE PENSKE FILE
Finish Rank	1
Fastest Section Time (Section)	0:11.00 (L1400)
Top Speed [km/h] (Section)	66.6 (L1400)
Race State	Finished



Thomas Farms RC Murray Bridge SA - Professional

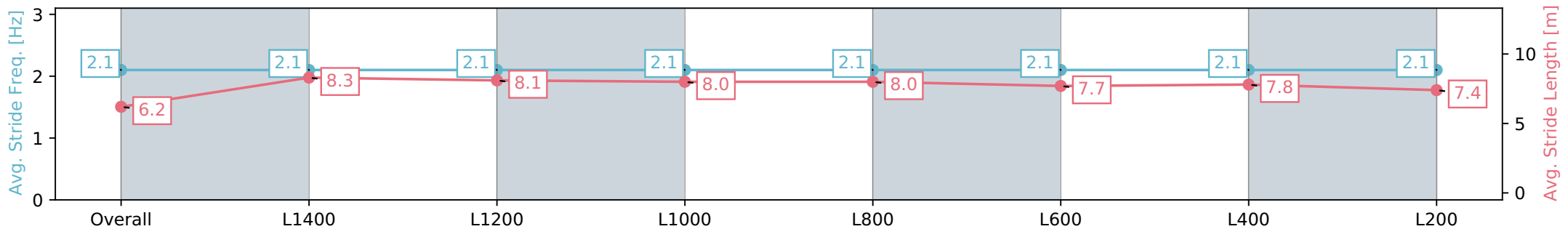
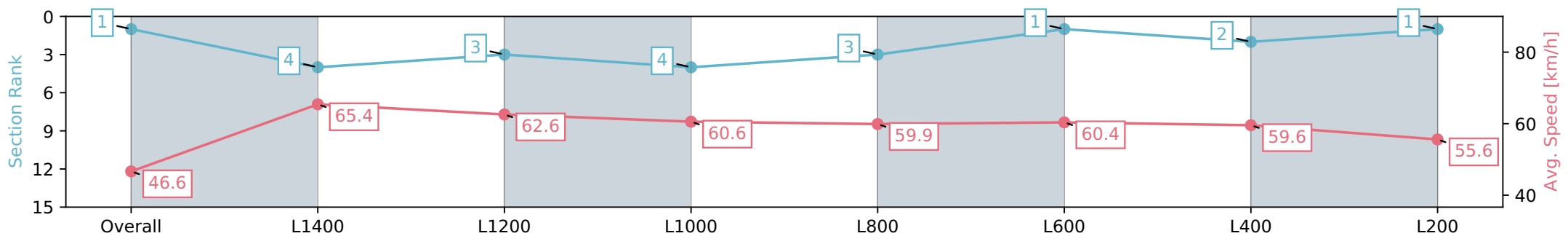
Race 3: Sportsbet Same Race Multi Maiden Plate - 1600m

07 February 2024 - 2:51PM

Track Rating: Good 4, Weather: Fine, Rail Position: Unknown



Section	Overall	L1400	L1200	L1000	L800	L600	L400	L200
Section Times	1:38.97 [1] (0:15.43)	1:23.54 [4] (0:11.00)	1:12.54 [3] (0:11.44)	1:01.10 [4] (0:11.84)	0:49.26 [3] (0:12.13)	0:37.13 [1] (0:12.09)	0:25.04 [2] (0:12.08)	0:12.96 [1] (0:12.96)
Average Speed [km/h]	46.6	65.4	62.6	60.6	59.9	60.4	59.6	55.6
Top Speed [km/h]	65.1	66.6	64.1	61.2	60.9	61.5	61.5	57.8
Avg. Dist. to Rail [m]	8.4	3.3	2.6	1.4	2.1	3.1	4.1	4.0
Avg. Stride Freq. [Hz]	2.1	2.1	2.1	2.1	2.1	2.1	2.1	2.1
Avg. Stride Length [m]	6.2	8.3	8.1	8.0	8.0	7.7	7.8	7.4



[ ] Ranking at each section and finish  
 -:-:- No data available at this section  
 NA No data available

Horse/Jockey Name	UNDER THE CONE
Finish Rank	2
Fastest Section Time (Section)	0:11.18 (L1400)
Top Speed [km/h] (Section)	66.3 (L1400)
Race State	Finished



Thomas Farms RC Murray Bridge SA - Professional

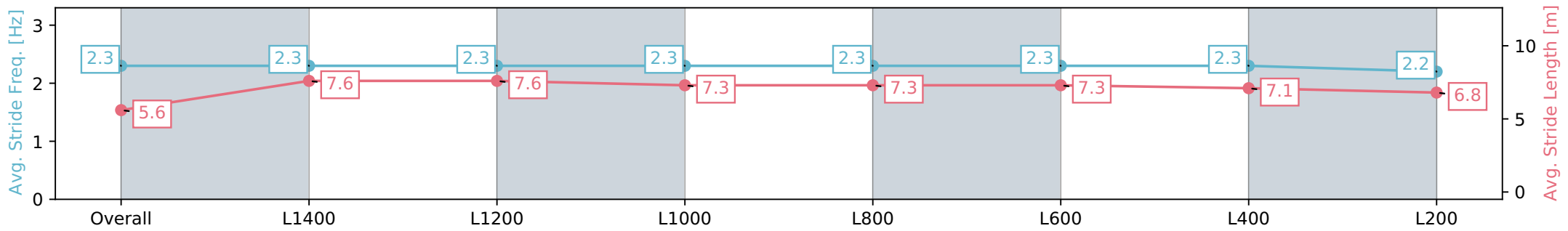
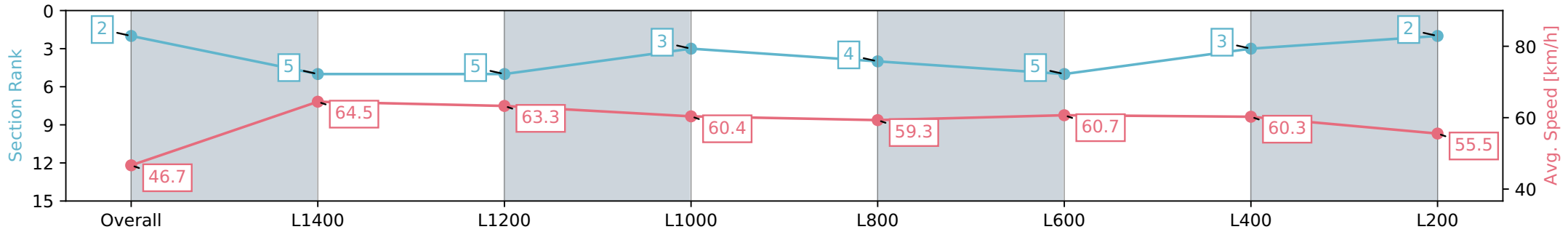
Race 3: Sportsbet Same Race Multi Maiden Plate - 1600m

07 February 2024 - 2:51PM

Track Rating: Good 4, Weather: Fine, Rail Position: Unknown



Section	Overall	L1400	L1200	L1000	L800	L600	L400	L200
Section Times	1:38.98 [2] (0:15.43)	1:23.55 [5] (0:11.18)	1:12.37 [5] (0:11.26)	1:01.11 [3] (0:11.87)	0:49.24 [4] (0:12.32)	0:36.92 [5] (0:12.00)	0:24.92 [3] (0:11.96)	0:12.96 [2] (0:12.96)
Average Speed [km/h]	46.7	64.5	63.3	60.4	59.3	60.7	60.3	55.5
Top Speed [km/h]	66.0	66.3	65.7	61.6	60.9	61.4	61.6	57.7
Avg. Dist. to Rail [m]	4.8	1.5	3.4	1.9	2.9	2.9	2.9	2.8
Avg. Stride Freq. [Hz]	2.3	2.3	2.3	2.3	2.3	2.3	2.3	2.2
Avg. Stride Length [m]	5.6	7.6	7.6	7.3	7.3	7.3	7.1	6.8



- [ ] Ranking at each section and finish
- :-:- No data available at this section
- NA No data available

Horse/Jockey Name	HOLMES
Finish Rank	3
Fastest Section Time (Section)	0:10.99 (L1400)
Top Speed [km/h] (Section)	66.9 (Overall)
Race State	Finished



Thomas Farms RC Murray Bridge SA - Professional

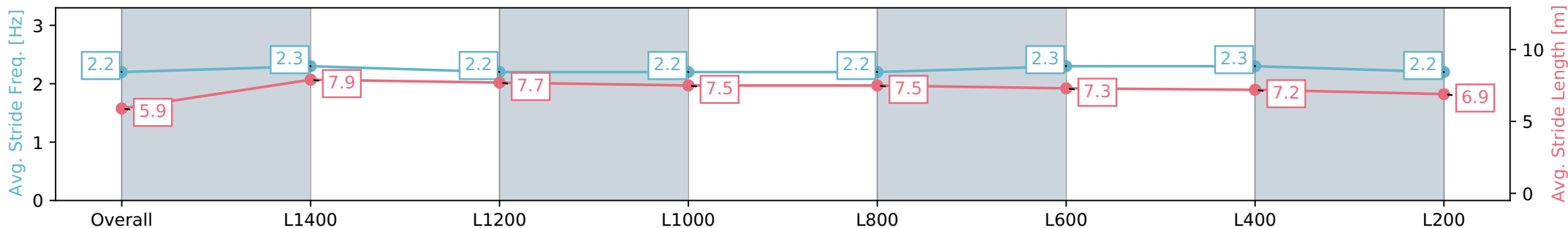
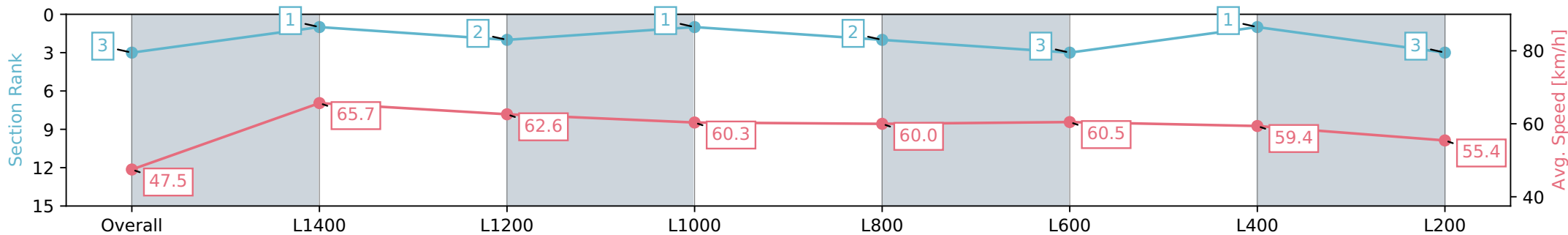
Race 3: Sportsbet Same Race Multi Maiden Plate - 1600m

07 February 2024 - 2:51PM

Track Rating: Good 4, Weather: Fine, Rail Position: Unknown



Section	Overall	L1400	L1200	L1000	L800	L600	L400	L200
Section Times	1:39.01 [3] (0:15.17)	1:23.84 [1] (0:10.99)	1:12.85 [2] (0:11.43)	1:01.42 [1] (0:12.09)	0:49.33 [2] (0:12.20)	0:37.13 [3] (0:12.01)	0:25.12 [1] (0:12.13)	0:12.99 [3] (0:12.99)
Average Speed [km/h]	47.5	65.7	62.6	60.3	60.0	60.5	59.4	55.4
Top Speed [km/h]	66.9	66.8	64.9	61.3	60.6	61.6	61.2	57.6
Avg. Dist. to Rail [m]	8.5	5.3	2.3	2.6	3.0	2.7	5.4	5.7
Avg. Stride Freq. [Hz]	2.2	2.3	2.2	2.2	2.2	2.3	2.3	2.2
Avg. Stride Length [m]	5.9	7.9	7.7	7.5	7.5	7.3	7.2	6.9



- [ ] Ranking at each section and finish
- :-:- No data available at this section
- NA No data available

Horse/Jockey Name	EXALTED BELLE
Finish Rank	4
Fastest Section Time (Section)	0:11.34 (L1400)
Top Speed [km/h] (Section)	64.9 (Overall)
Race State	Finished



Thomas Farms RC Murray Bridge SA - Professional

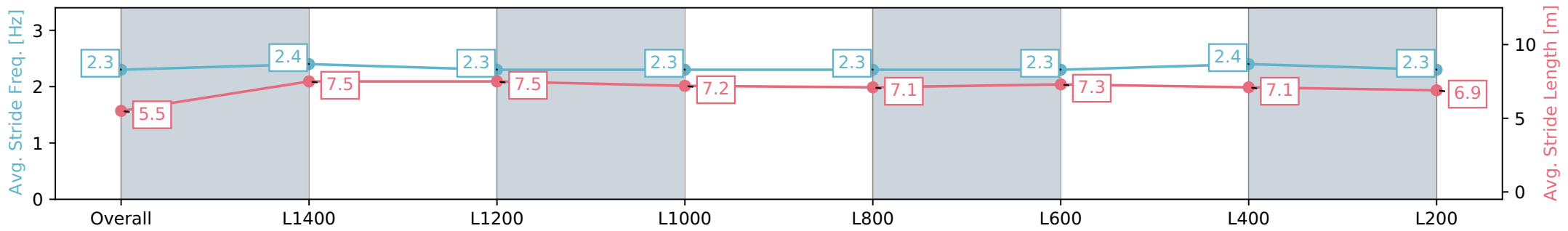
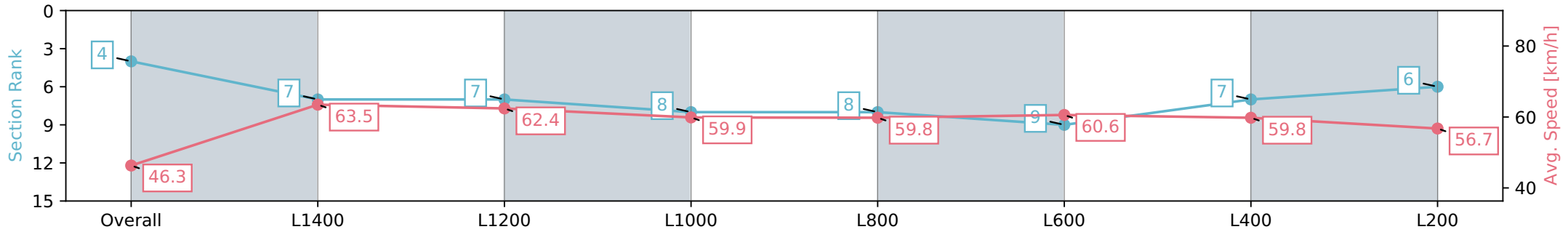
Race 3: Sportsbet Same Race Multi Maiden Plate - 1600m

07 February 2024 - 2:51PM

Track Rating: Good 4, Weather: Fine, Rail Position: Unknown



Section	Overall	L1400	L1200	L1000	L800	L600	L400	L200
Section Times	1:39.11 [4] (0:15.54)	1:23.57 [7] (0:11.34)	1:12.23 [7] (0:11.47)	1:00.76 [8] (0:11.89)	0:48.87 [8] (0:12.14)	0:36.73 [9] (0:12.00)	0:24.73 [7] (0:12.04)	0:12.69 [6] (0:12.69)
Average Speed [km/h]	46.3	63.5	62.4	59.9	59.8	60.6	59.8	56.7
Top Speed [km/h]	64.9	64.9	64.3	61.1	60.9	61.9	61.2	59.1
Avg. Dist. to Rail [m]	5.3	1.8	2.8	1.9	1.2	2.7	5.6	6.3
Avg. Stride Freq. [Hz]	2.3	2.4	2.3	2.3	2.3	2.3	2.4	2.3
Avg. Stride Length [m]	5.5	7.5	7.5	7.2	7.1	7.3	7.1	6.9



- [ ] Ranking at each section and finish
- :-:- No data available at this section
- NA No data available



Horse/Jockey Name	URBAN BOY
Finish Rank	5
Fastest Section Time (Section)	0:11.26 (L1400)
Top Speed [km/h] (Section)	66.6 (Overall)
Race State	Finished



Thomas Farms RC Murray Bridge SA - Professional

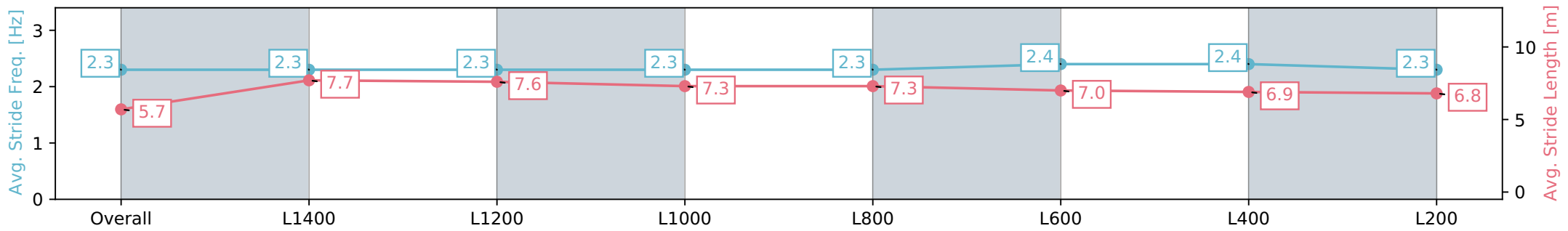
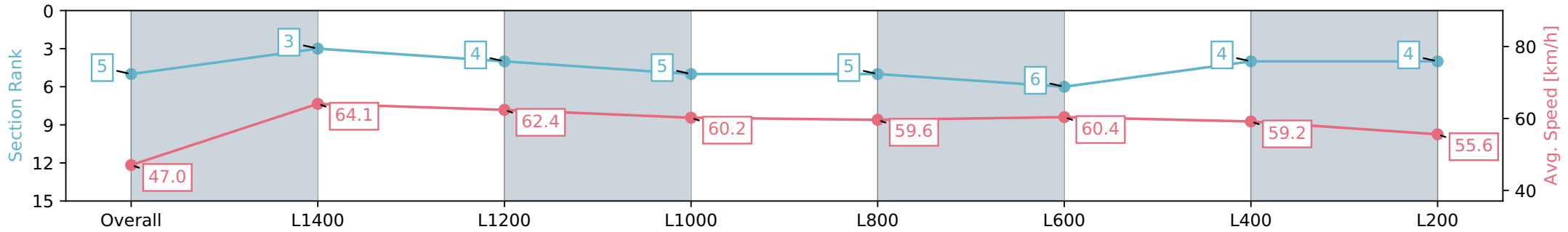
Race 3: Sportsbet Same Race Multi Maiden Plate - 1600m

07 February 2024 - 2:51PM

Track Rating: Good 4, Weather: Fine, Rail Position: Unknown



Section	Overall	L1400	L1200	L1000	L800	L600	L400	L200
Section Times	1:39.28 [5] (0:15.31)	1:23.97 [3] (0:11.26)	1:12.71 [4] (0:11.42)	1:01.29 [5] (0:11.84)	0:49.45 [5] (0:12.23)	0:37.22 [6] (0:12.11)	0:25.11 [4] (0:12.17)	0:12.94 [4] (0:12.94)
Average Speed [km/h]	47.0	64.1	62.4	60.2	59.6	60.4	59.2	55.6
Top Speed [km/h]	66.6	65.7	64.3	61.4	60.6	61.1	60.4	57.6
Avg. Dist. to Rail [m]	5.8	1.2	3.3	2.2	2.3	4.0	6.9	8.1
Avg. Stride Freq. [Hz]	2.3	2.3	2.3	2.3	2.3	2.4	2.4	2.3
Avg. Stride Length [m]	5.7	7.7	7.6	7.3	7.3	7.0	6.9	6.8



- [ ] Ranking at each section and finish
- :-:- No data available at this section
- NA No data available

Horse/Jockey Name	EFFICACY
Finish Rank	6
Fastest Section Time (Section)	0:11.19 (L1400)
Top Speed [km/h] (Section)	65.4 (L1400)
Race State	Finished



Thomas Farms RC Murray Bridge SA - Professional

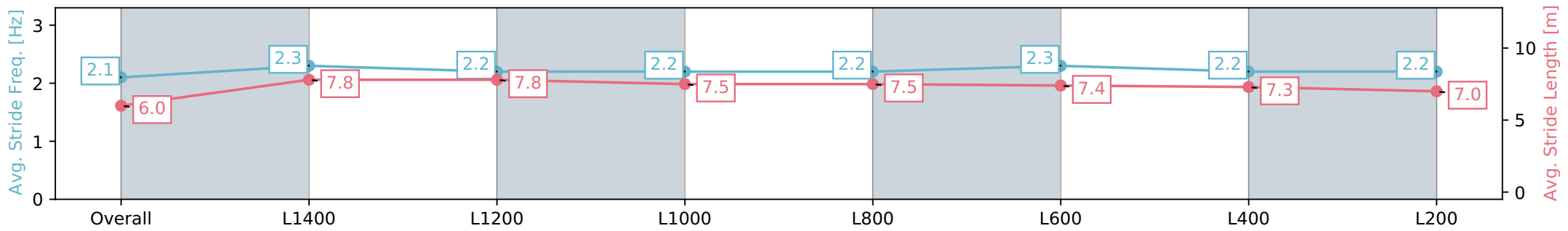
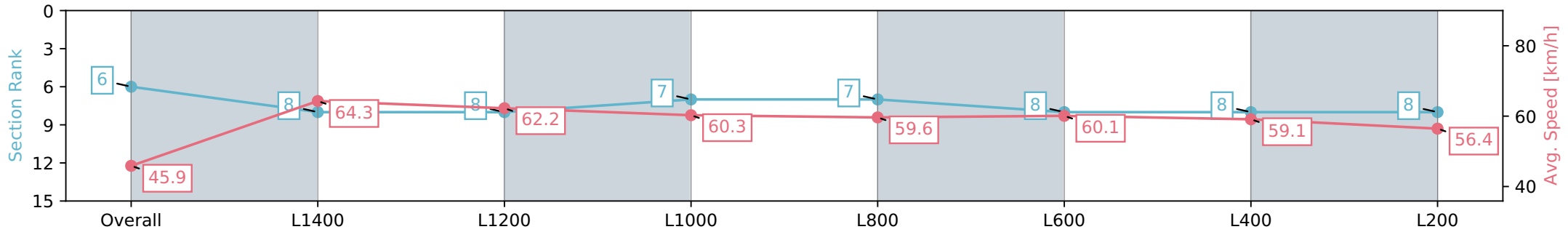
Race 3: Sportsbet Same Race Multi Maiden Plate - 1600m

07 February 2024 - 2:51PM

Track Rating: Good 4, Weather: Fine, Rail Position: Unknown



Section	Overall	L1400	L1200	L1000	L800	L600	L400	L200
Section Times	1:39.34 [6] (0:15.70)	1:23.64 [8] (0:11.19)	1:12.45 [8] (0:11.46)	1:00.99 [7] (0:11.82)	0:49.17 [7] (0:12.16)	0:37.01 [8] (0:12.07)	0:24.94 [8] (0:12.17)	0:12.77 [8] (0:12.77)
Average Speed [km/h]	45.9	64.3	62.2	60.3	59.6	60.1	59.1	56.4
Top Speed [km/h]	65.3	65.4	64.0	60.9	61.0	61.0	60.6	58.9
Avg. Dist. to Rail [m]	4.1	0.8	3.5	2.3	1.4	1.9	4.0	4.8
Avg. Stride Freq. [Hz]	2.1	2.3	2.2	2.2	2.2	2.3	2.2	2.2
Avg. Stride Length [m]	6.0	7.8	7.8	7.5	7.5	7.4	7.3	7.0



- [ ] Ranking at each section and finish
- :-:- No data available at this section
- NA No data available

Horse/Jockey Name	CHARLIE'S BRO
Finish Rank	7
Fastest Section Time (Section)	0:11.26 (L1400)
Top Speed [km/h] (Section)	65.1 (L1400)
Race State	Finished



Thomas Farms RC Murray Bridge SA - Professional

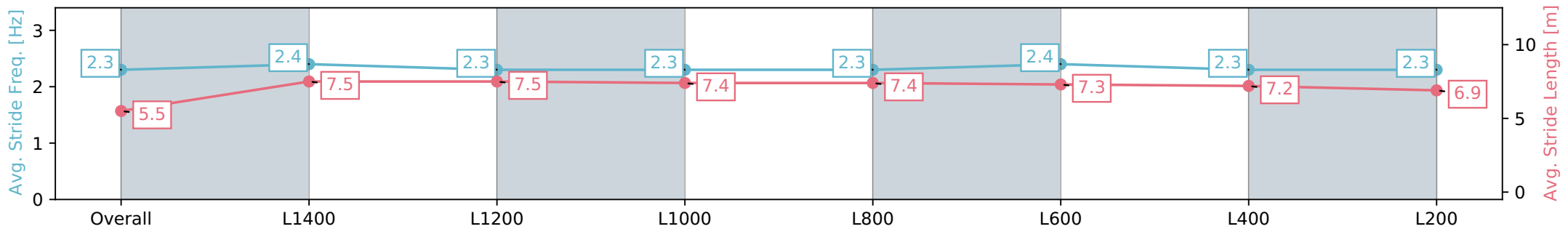
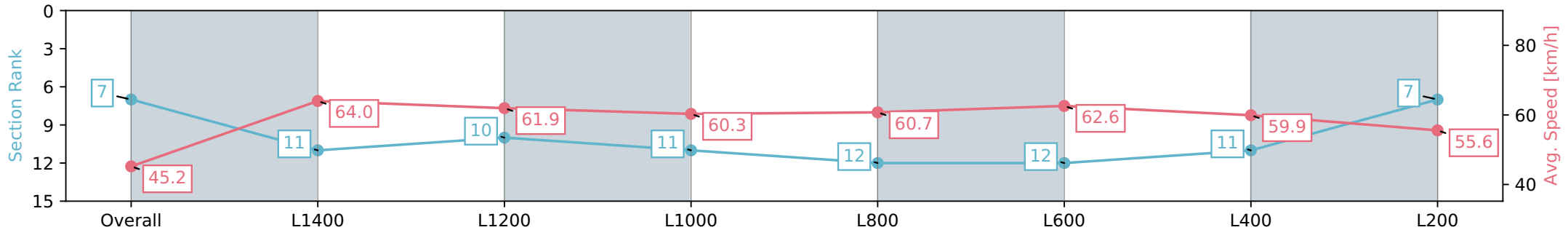
Race 3: Sportsbet Same Race Multi Maiden Plate - 1600m

07 February 2024 - 2:51PM

Track Rating: Good 4, Weather: Fine, Rail Position: Unknown



Section	Overall	L1400	L1200	L1000	L800	L600	L400	L200
Section Times	1:39.47 [7] (0:15.93)	1:23.54 [11] (0:11.26)	1:12.28 [10] (0:11.54)	1:00.74 [11] (0:11.91)	0:48.83 [12] (0:12.06)	0:36.77 [12] (0:11.79)	0:24.98 [11] (0:12.00)	0:12.98 [7] (0:12.98)
Average Speed [km/h]	45.2	64.0	61.9	60.3	60.7	62.6	59.9	55.6
Top Speed [km/h]	64.6	65.1	62.7	61.3	61.4	64.2	62.9	57.7
Avg. Dist. to Rail [m]	7.4	2.0	2.6	1.7	3.2	6.4	12.5	13.9
Avg. Stride Freq. [Hz]	2.3	2.4	2.3	2.3	2.3	2.4	2.3	2.3
Avg. Stride Length [m]	5.5	7.5	7.5	7.4	7.4	7.3	7.2	6.9



- [ ] Ranking at each section and finish
- :-:- No data available at this section
- NA No data available

Horse/Jockey Name	WINNING AURA
Finish Rank	8
Fastest Section Time (Section)	0:11.34 (L1400)
Top Speed [km/h] (Section)	65.2 (Overall)
Race State	Finished



Thomas Farms RC Murray Bridge SA - Professional

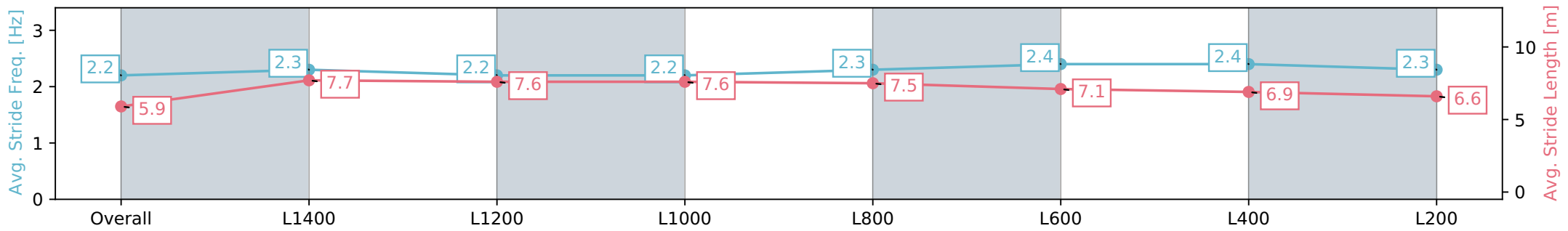
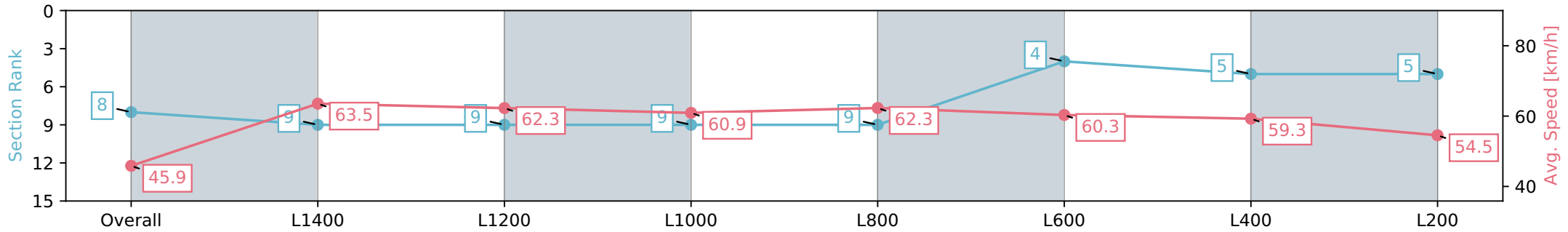
Race 3: Sportsbet Same Race Multi Maiden Plate - 1600m

07 February 2024 - 2:51PM

Track Rating: Good 4, Weather: Fine, Rail Position: Unknown



Section	Overall	L1400	L1200	L1000	L800	L600	L400	L200
Section Times	1:39.57 [8] (0:15.70)	1:23.87 [9] (0:11.34)	1:12.53 [9] (0:11.48)	1:01.05 [9] (0:11.83)	0:49.22 [9] (0:11.70)	0:37.52 [4] (0:12.16)	0:25.36 [5] (0:12.17)	0:13.19 [5] (0:13.19)
Average Speed [km/h]	45.9	63.5	62.3	60.9	62.3	60.3	59.3	54.5
Top Speed [km/h]	65.2	65.0	63.1	61.7	63.6	62.3	61.9	57.2
Avg. Dist. to Rail [m]	9.4	3.5	2.4	1.4	2.4	5.1	8.6	10.9
Avg. Stride Freq. [Hz]	2.2	2.3	2.2	2.2	2.3	2.4	2.4	2.3
Avg. Stride Length [m]	5.9	7.7	7.6	7.6	7.6	7.5	7.1	6.6



- [ ] Ranking at each section and finish
- :-:- No data available at this section
- NA No data available

Horse/Jockey Name	MILITARY ACTION
Finish Rank	9
Fastest Section Time (Section)	0:11.39 (L1400)
Top Speed [km/h] (Section)	64.1 (L1400)
Race State	Finished



Thomas Farms RC Murray Bridge SA - Professional

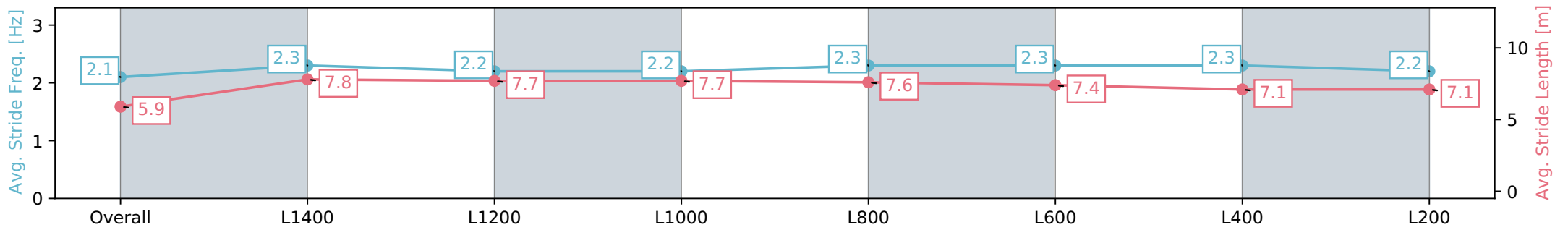
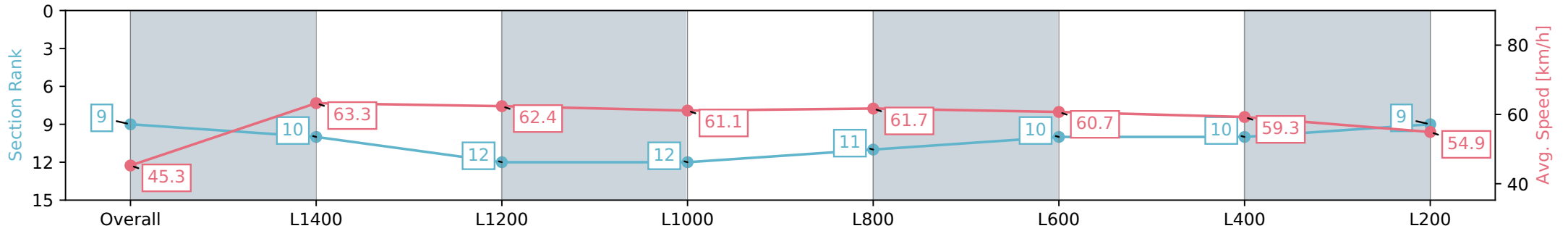
Race 3: Sportsbet Same Race Multi Maiden Plate - 1600m

07 February 2024 - 2:51PM

Track Rating: Good 4, Weather: Fine, Rail Position: Unknown



Section	Overall	L1400	L1200	L1000	L800	L600	L400	L200
Section Times	1:39.73 [9] (0:15.91)	1:23.82 [10] (0:11.39)	1:12.43 [12] (0:11.48)	1:00.95 [12] (0:11.77)	0:49.18 [11] (0:11.85)	0:37.33 [10] (0:12.07)	0:25.26 [10] (0:12.15)	0:13.11 [9] (0:13.11)
Average Speed [km/h]	45.3	63.3	62.4	61.1	61.7	60.7	59.3	54.9
Top Speed [km/h]	63.7	64.1	63.8	61.7	62.5	62.3	60.8	57.6
Avg. Dist. to Rail [m]	10.7	3.4	2.3	1.4	2.9	4.6	9.4	11.9
Avg. Stride Freq. [Hz]	2.1	2.3	2.2	2.2	2.3	2.3	2.3	2.2
Avg. Stride Length [m]	5.9	7.8	7.7	7.7	7.6	7.4	7.1	7.1



Report Created: Wed 07 February 2024 16:15:07 GMT+11 (Note: Timing is based on positional data)

- [ ] Ranking at each section and finish
- :-:- No data available at this section
- NA No data available

Horse/Jockey Name	ITALIAN AGENT
Finish Rank	10
Fastest Section Time (Section)	0:11.22 (L1400)
Top Speed [km/h] (Section)	66.7 (L1400)
Race State	Finished



Thomas Farms RC Murray Bridge SA - Professional

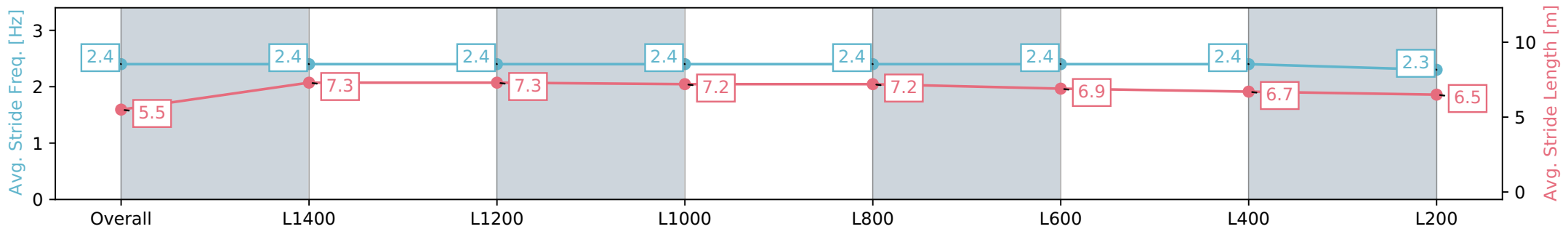
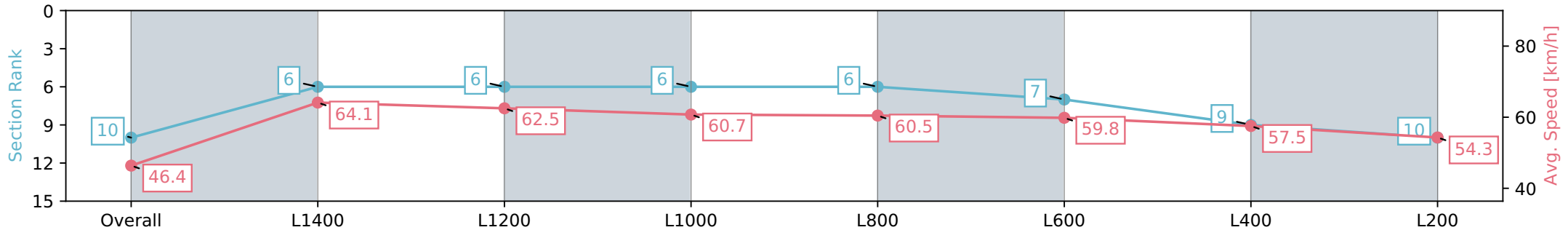
Race 3: Sportsbet Same Race Multi Maiden Plate - 1600m

07 February 2024 - 2:51PM

Track Rating: Good 4, Weather: Fine, Rail Position: Unknown



Section	Overall	L1400	L1200	L1000	L800	L600	L400	L200
Section Times	1:40.22 [10] (0:15.53)	1:24.69 [6] (0:11.22)	1:13.47 [6] (0:11.46)	1:02.01 [6] (0:11.87)	0:50.14 [6] (0:12.13)	0:38.01 [7] (0:12.23)	0:25.78 [9] (0:12.52)	0:13.26 [10] (0:13.26)
Average Speed [km/h]	46.4	64.1	62.5	60.7	60.5	59.8	57.5	54.3
Top Speed [km/h]	64.0	66.7	63.4	61.6	61.4	60.5	59.9	56.2
Avg. Dist. to Rail [m]	10.1	4.2	2.6	2.0	3.6	4.4	8.3	9.5
Avg. Stride Freq. [Hz]	2.4	2.4	2.4	2.4	2.4	2.4	2.4	2.3
Avg. Stride Length [m]	5.5	7.3	7.3	7.2	7.2	6.9	6.7	6.5



- [ ] Ranking at each section and finish
- :-:- No data available at this section
- NA No data available

Horse/Jockey Name	APACHE STATION
Finish Rank	11
Fastest Section Time (Section)	0:11.15 (L1400)
Top Speed [km/h] (Section)	65.3 (L1400)
Race State	Finished



Thomas Farms RC Murray Bridge SA - Professional

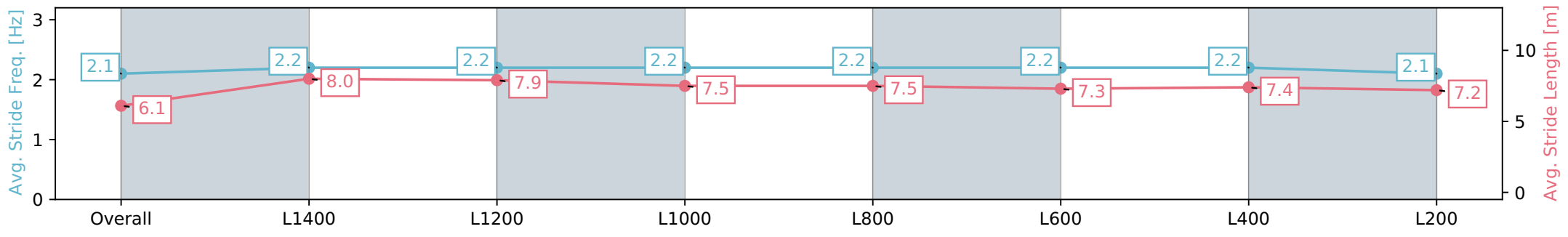
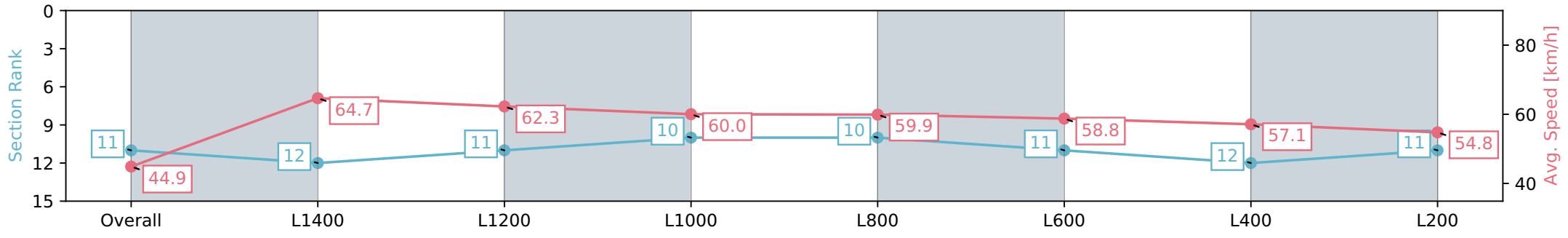
Race 3: Sportsbet Same Race Multi Maiden Plate - 1600m

07 February 2024 - 2:51PM

Track Rating: Good 4, Weather: Fine, Rail Position: Unknown



Section	Overall	L1400	L1200	L1000	L800	L600	L400	L200
Section Times	1:40.64 [11] (0:16.05)	1:24.59 [12] (0:11.15)	1:13.44 [11] (0:11.46)	1:01.98 [10] (0:11.85)	0:50.13 [10] (0:12.07)	0:38.06 [11] (0:12.33)	0:25.73 [12] (0:12.60)	0:13.13 [11] (0:13.13)
Average Speed [km/h]	44.9	64.7	62.3	60.0	59.9	58.8	57.1	54.8
Top Speed [km/h]	65.1	65.3	63.4	60.9	60.4	59.7	58.7	55.8
Avg. Dist. to Rail [m]	4.1	0.2	3.4	2.3	0.9	1.6	4.7	6.1
Avg. Stride Freq. [Hz]	2.1	2.2	2.2	2.2	2.2	2.2	2.2	2.1
Avg. Stride Length [m]	6.1	8.0	7.9	7.5	7.5	7.3	7.4	7.2



Report Created: Wed 07 February 2024 16:15:14 GMT+11 (Note: Timing is based on positional data)

- [ ] Ranking at each section and finish
- :-:- No data available at this section
- NA No data available



Horse/Jockey Name	MISS NARRANGA
Finish Rank	12
Fastest Section Time (Section)	0:10.86 (L1400)
Top Speed [km/h] (Section)	67.8 (L1400)
Race State	Finished



Thomas Farms RC Murray Bridge SA - Professional

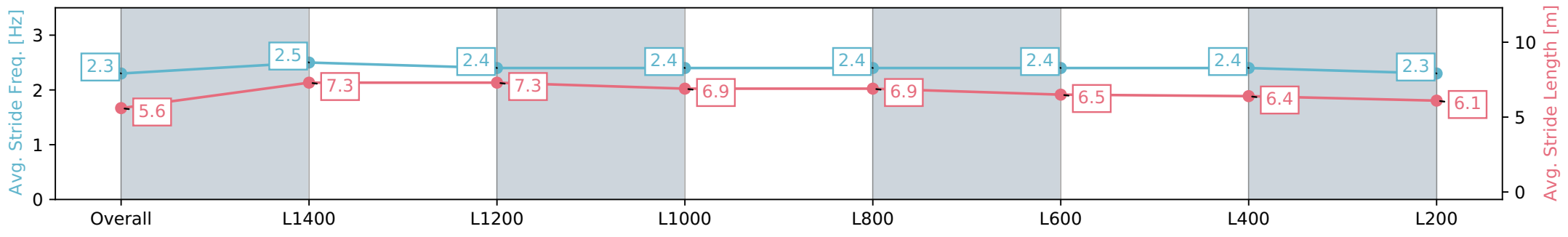
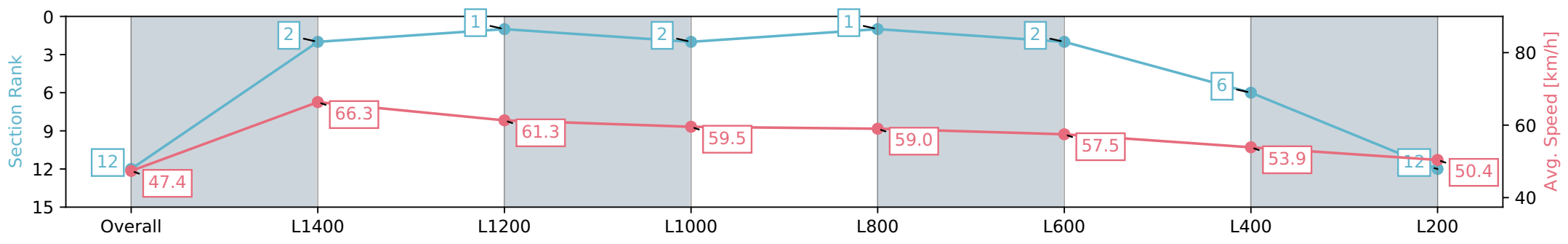
Race 3: Sportsbet Same Race Multi Maiden Plate - 1600m

07 February 2024 - 2:51PM

Track Rating: Good 4, Weather: Fine, Rail Position: Unknown



Section	Overall	L1400	L1200	L1000	L800	L600	L400	L200
Section Times	1:42.03 [12] (0:15.19)	1:26.84 [2] (0:10.86)	1:15.98 [1] (0:11.64)	1:04.34 [2] (0:11.94)	0:52.40 [1] (0:12.21)	0:40.19 [2] (0:12.53)	0:27.66 [6] (0:13.37)	0:14.29 [12] (0:14.28)
Average Speed [km/h]	47.4	66.3	61.3	59.5	59.0	57.5	53.9	50.4
Top Speed [km/h]	67.8	67.8	63.4	60.7	60.9	58.5	56.1	51.7
Avg. Dist. to Rail [m]	10.9	3.7	3.3	2.4	0.2	0.8	2.3	3.1
Avg. Stride Freq. [Hz]	2.3	2.5	2.4	2.4	2.4	2.4	2.4	2.3
Avg. Stride Length [m]	5.6	7.3	7.3	6.9	6.9	6.5	6.4	6.1



- [ ] Ranking at each section and finish
- :-:- No data available at this section
- NA No data available