



RACING SA

Thomas Farms RC Murray Bridge SA
Race 2: Fred Vella Tyre & Crash Repair Fillies & Mares Maiden Plate - 1400m
07 February 2024 - 2:15PM



Track Rating: Good 4, Weather: Fine, Rail Position: Unknown

Table with columns: Section, Field Times, Position, #, Horse/Jockey, Barrier, Top Speed [km/h], Fastest Section, First 400m, Overall, L1200, L1000, L800, L600, L400, From Winner [m]. Rows include horses like DEVIL'S DEXTER, MOONLIGHT HALO, FLYING YANK, etc.

- [] Position in running at each section and finish
Saddle cloth number
-:-:- No data available at this section
NA No data available



RACING SA

Thomas Farms RC Murray Bridge SA
Race 2: Fred Vella Tyre & Crash Repair Fillies & Mares Maiden Plate - 1400m
 07 February 2024 - 2:15PM



Track Rating: Good 4, Weather: Fine, Rail Position: Unknown

Section

Field Times

L200

0:12.41

(0:12.41)

Position	#	Horse/Jockey	Barrier	Top Speed [km/h]	Fastest Section	First 400m	Margin							From Winner [m]
1	7	DEVIL'S DEXTER Dom Tourneur	8	66.6 1400-1200	0:11.01 1200-1000	0:26.50	0:12.14 [3] (0:12.14)	1:26.01						
2	4	MOONLIGHT HALO Samuel Payne	10	68.4 1400-1200	0:10.71 1200-1000	0:26.06	0:12.47 [1] (0:12.47)	0.3L						-2
3	8	FLYING YANK Jason Holder	5	67.1 1400-1200	0:10.80 1200-1000	0:25.85	0:12.54 [2] (0:12.54)	0.7L						-6
4	1	ARTISTIC GAL Sairyn Fawke	6	66.6 1200-1000	0:10.96 1200-1000	0:26.09	0:12.42 [4] (0:12.42)	1.9L						-7
5	3	GALLIUM Todd Pannell	2	66.6 1200-1000	0:11.02 1200-1000	0:26.40	0:12.22 [9] (0:12.22)	3.0L						-3
6	6	RUB OF THE GREEN Nigel Seymour	3	67.6 1200-1000	0:10.73 1200-1000	0:25.67	0:12.56 [5] (0:12.56)	3.5L						-10
7	5	PONTY WELL Jake Toeroek	7	66.6 1200-1000	0:10.99 1200-1000	0:26.68	0:12.47 [6] (0:12.47)	3.5L						+2
8	9	GINGIFER Teagan Voorham	4	66.5 1200-1000	0:11.00 1200-1000	0:26.61	0:12.54 [8] (0:12.54)	4.3L						-4
9	10	STREET NEEDS Kayla Crowther	9	68.5 1200-1000	0:10.56 1200-1000	0:25.56	0:13.27 [7] (0:13.27)	8.6L						-6
10	2	COMANCHE QUEEN Caitlin Tootell	1	66.7 1200-1000	0:10.94 1200-1000	0:26.41	0:12.84 [10] (0:12.84)	8.8L						-7

- [] Position in running at each section and finish
- # Saddle cloth number
- :--:-- No data available at this section
- Background shading for fastest section
- NA No data available

Horse/Jockey Name	DEVIL'S DEXTER
Finish Rank	1
Fastest Section Time (Section)	0:11.01 (L1200)
Top Speed [km/h] (Section)	66.6 (Overall)
Race State	Finished



Thomas Farms RC Murray Bridge SA - Professional

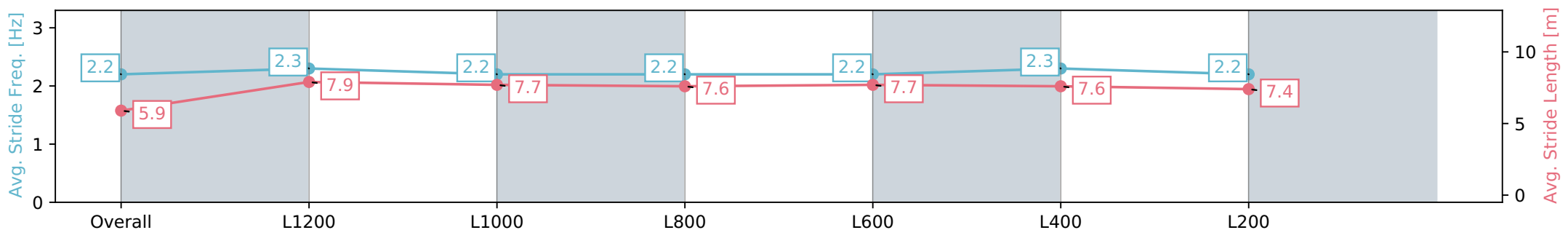
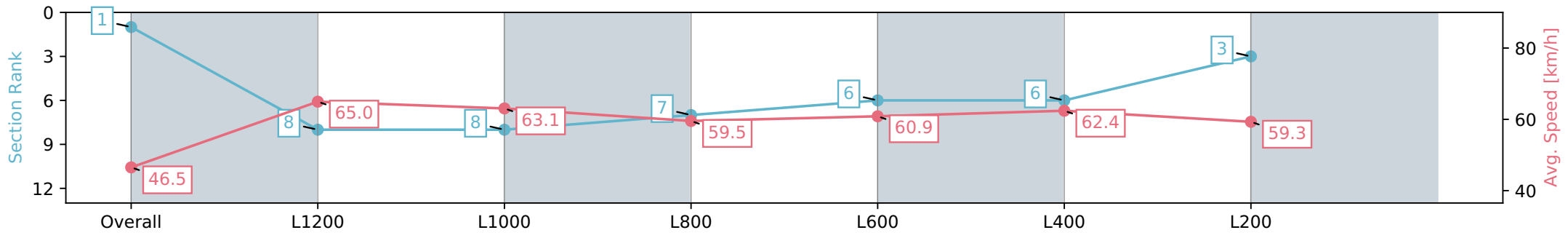
Race 2: Fred Vella Tyre & Crash Repair Fillies & Mares Maiden Plate - 1400m

07 February 2024 - 2:15PM

Track Rating: Good 4, Weather: Fine, Rail Position: Unknown



Section	Overall	L1200	L1000	L800	L600	L400	L200
Section Times	1:26.01 [1] (0:15.49)	1:10.52 [8] (0:11.01)	0:59.51 [8] (0:11.48)	0:48.03 [7] (0:12.32)	0:35.71 [6] (0:12.03)	0:23.68 [6] (0:11.54)	0:12.14 [3] (0:12.14)
Average Speed [km/h]	46.5	65.0	63.1	59.5	60.9	62.4	59.3
Top Speed [km/h]	66.6	66.5	65.3	60.6	63.3	64.5	61.3
Avg. Dist. to Rail [m]	7.0	2.6	2.0	3.9	3.8	6.7	7.5
Avg. Stride Freq. [Hz]	2.2	2.3	2.2	2.2	2.2	2.3	2.2
Avg. Stride Length [m]	5.9	7.9	7.7	7.6	7.6	7.6	7.4



- [] Ranking at each section and finish
- :-:- No data available at this section
- NA No data available

Horse/Jockey Name	MOONLIGHT HALO
Finish Rank	2
Fastest Section Time (Section)	0:10.71 (L1200)
Top Speed [km/h] (Section)	68.4 (Overall)
Race State	Finished



Thomas Farms RC Murray Bridge SA - Professional

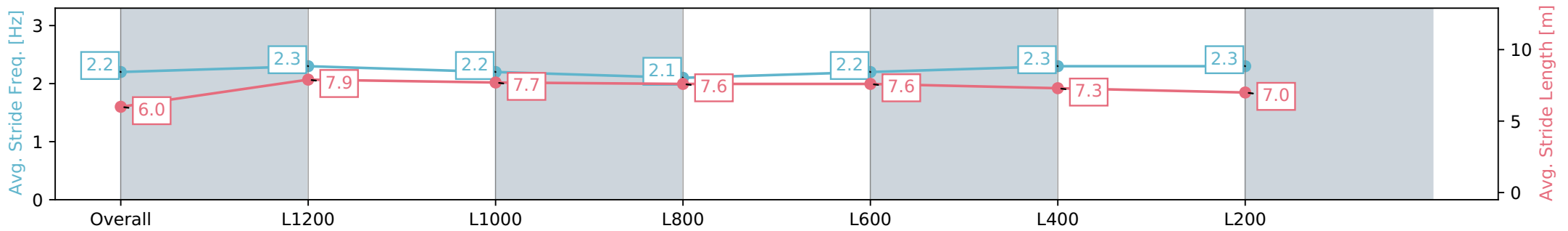
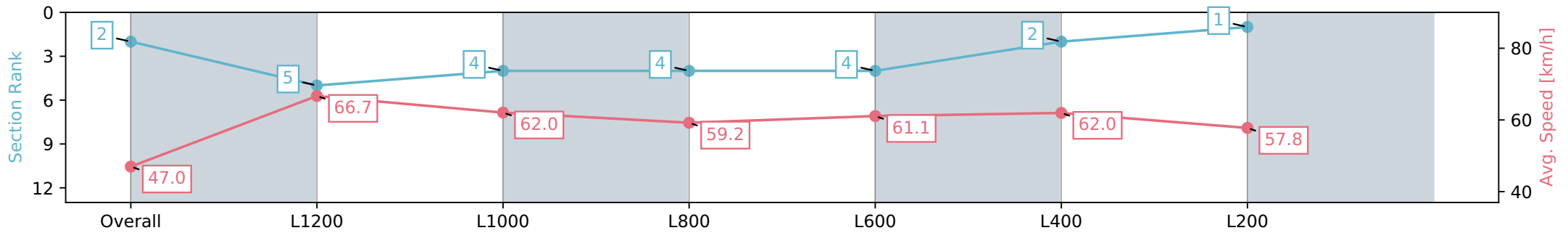
Race 2: Fred Vella Tyre & Crash Repair Fillies & Mares
Maiden Plate - 1400m

07 February 2024 - 2:15PM

Track Rating: Good 4, Weather: Fine, Rail Position: Unknown



Section	Overall	L1200	L1000	L800	L600	L400	L200
Section Times	1:26.06 [2] (0:15.35)	1:10.71 [5] (0:10.71)	1:00.00 [4] (0:11.57)	0:48.42 [4] (0:12.37)	0:36.05 [4] (0:11.94)	0:24.11 [2] (0:11.64)	0:12.47 [1] (0:12.47)
Average Speed [km/h]	47.0	66.7	62.0	59.2	61.1	62.0	57.8
Top Speed [km/h]	68.4	68.4	63.7	60.6	64.0	63.8	61.0
Avg. Dist. to Rail [m]	8.2	3.2	2.0	3.2	3.9	5.7	6.6
Avg. Stride Freq. [Hz]	2.2	2.3	2.2	2.1	2.2	2.3	2.3
Avg. Stride Length [m]	6.0	7.9	7.7	7.6	7.6	7.3	7.0



- [] Ranking at each section and finish
- :-:- No data available at this section
- NA No data available

Horse/Jockey Name	FLYING YANK
Finish Rank	3
Fastest Section Time (Section)	0:10.80 (L1200)
Top Speed [km/h] (Section)	67.1 (Overall)
Race State	Finished



Thomas Farms RC Murray Bridge SA - Professional

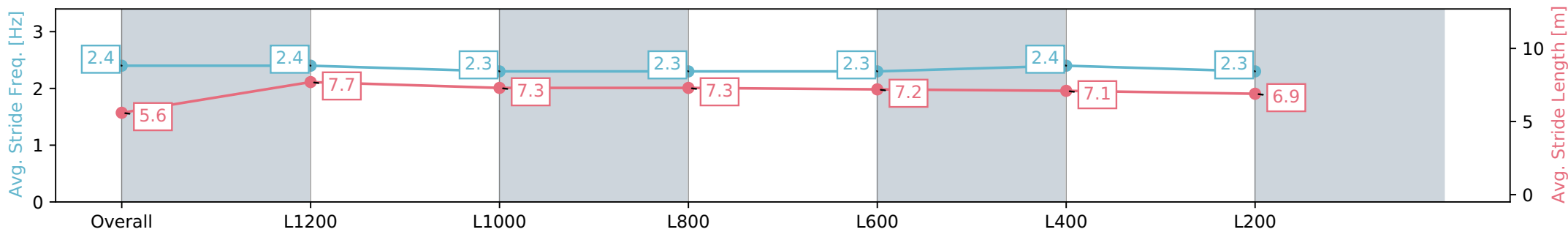
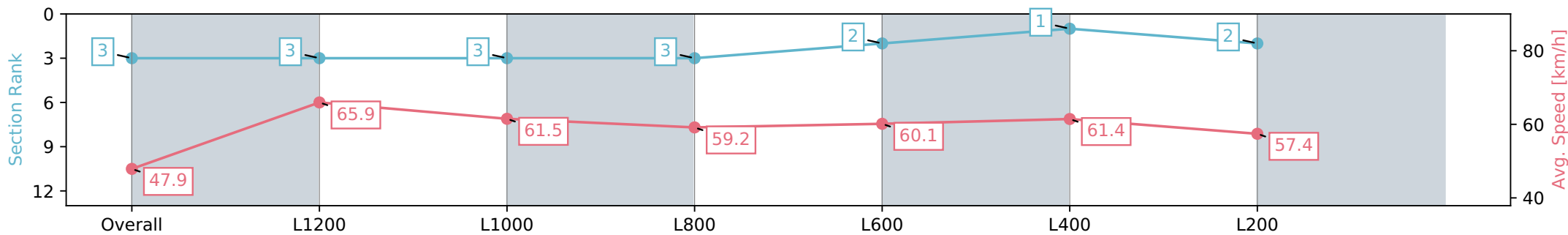
Race 2: Fred Vella Tyre & Crash Repair Fillies & Mares Maiden Plate - 1400m

07 February 2024 - 2:15PM

Track Rating: Good 4, Weather: Fine, Rail Position: Unknown



Section	Overall	L1200	L1000	L800	L600	L400	L200
Section Times	1:26.14 [3] (0:15.05)	1:11.09 [3] (0:10.80)	1:00.29 [3] (0:11.67)	0:48.62 [3] (0:12.28)	0:36.33 [2] (0:12.06)	0:24.27 [1] (0:11.73)	0:12.54 [2] (0:12.54)
Average Speed [km/h]	47.9	65.9	61.5	59.2	60.1	61.4	57.4
Top Speed [km/h]	67.1	67.0	62.8	60.6	62.9	62.9	59.8
Avg. Dist. to Rail [m]	5.9	3.1	1.5	2.0	2.2	3.9	4.5
Avg. Stride Freq. [Hz]	2.4	2.4	2.3	2.3	2.3	2.4	2.3
Avg. Stride Length [m]	5.6	7.7	7.3	7.3	7.2	7.1	6.9



- [] Ranking at each section and finish
- :-:- No data available at this section
- NA No data available

Horse/Jockey Name	ARTISTIC GAL
Finish Rank	4
Fastest Section Time (Section)	0:10.96 (L1200)
Top Speed [km/h] (Section)	66.6 (L1200)
Race State	Finished



Thomas Farms RC Murray Bridge SA - Professional

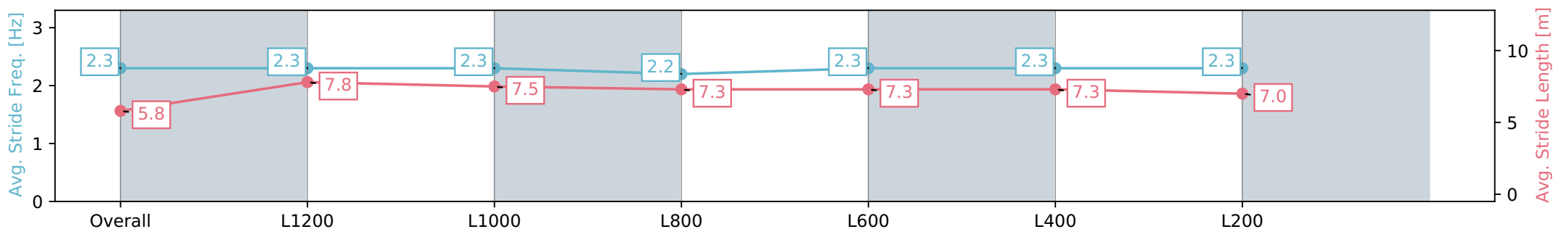
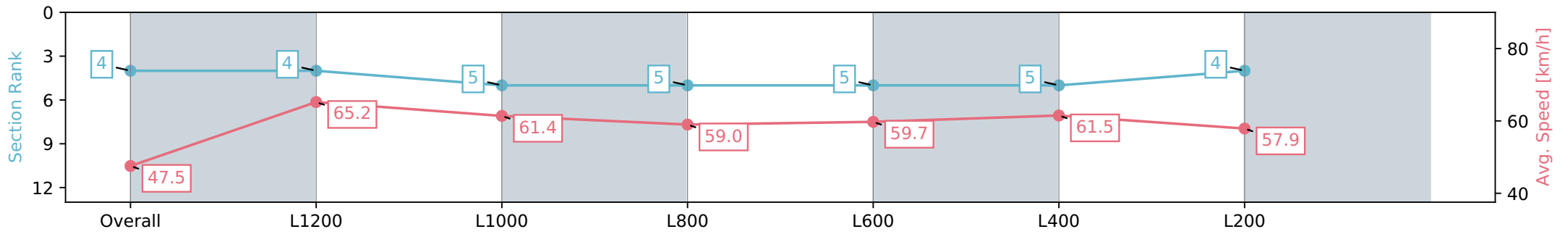
Race 2: Fred Vella Tyre & Crash Repair Fillies & Mares Maiden Plate - 1400m

07 February 2024 - 2:15PM

Track Rating: Good 4, Weather: Fine, Rail Position: Unknown



Section	Overall	L1200	L1000	L800	L600	L400	L200
Section Times	1:26.33 [4] (0:15.13)	1:11.20 [4] (0:10.96)	1:00.24 [5] (0:11.64)	0:48.60 [5] (0:12.32)	0:36.28 [5] (0:12.15)	0:24.13 [5] (0:11.71)	0:12.42 [4] (0:12.42)
Average Speed [km/h]	47.5	65.2	61.4	59.0	59.7	61.5	57.9
Top Speed [km/h]	66.2	66.6	63.5	60.0	61.6	62.8	60.4
Avg. Dist. to Rail [m]	6.7	3.4	1.9	2.0	2.1	4.5	5.4
Avg. Stride Freq. [Hz]	2.3	2.3	2.3	2.2	2.3	2.3	2.3
Avg. Stride Length [m]	5.8	7.8	7.5	7.3	7.3	7.3	7.0



- [] Ranking at each section and finish
- :-:- No data available at this section
- NA No data available

Horse/Jockey Name	GALLIUM
Finish Rank	5
Fastest Section Time (Section)	0:11.02 (L1200)
Top Speed [km/h] (Section)	66.6 (L1200)
Race State	Finished



Thomas Farms RC Murray Bridge SA - Professional

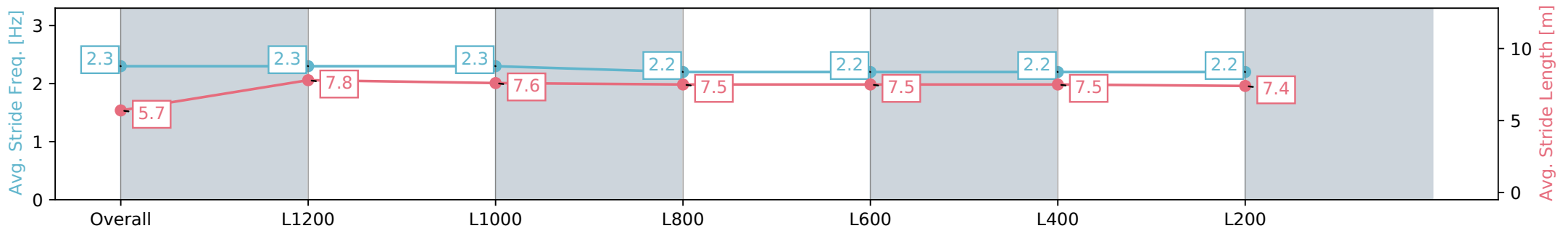
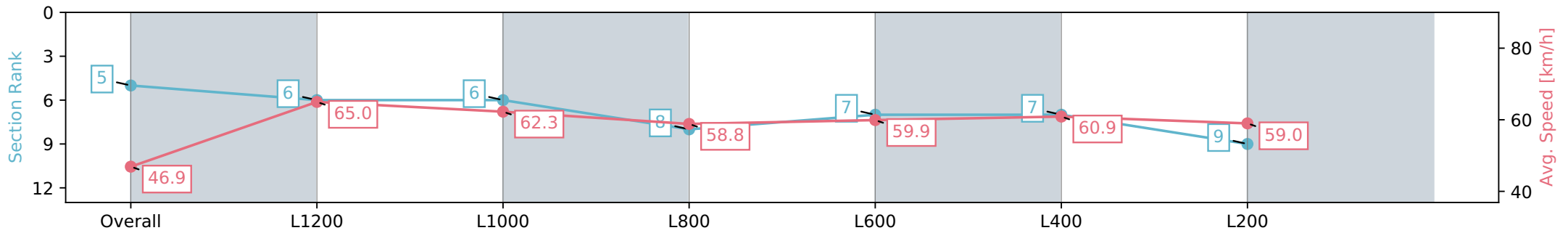
Race 2: Fred Vella Tyre & Crash Repair Fillies & Mares
Maiden Plate - 1400m

07 February 2024 - 2:15PM

Track Rating: Good 4, Weather: Fine, Rail Position: Unknown



Section	Overall	L1200	L1000	L800	L600	L400	L200
Section Times	1:26.52 [5] (0:15.38)	1:11.14 [6] (0:11.02)	1:00.12 [6] (0:11.59)	0:48.53 [8] (0:12.37)	0:36.16 [7] (0:12.12)	0:24.04 [7] (0:11.82)	0:12.22 [9] (0:12.22)
Average Speed [km/h]	46.9	65.0	62.3	58.8	59.9	60.9	59.0
Top Speed [km/h]	65.8	66.6	63.7	59.8	61.2	62.0	60.6
Avg. Dist. to Rail [m]	4.6	2.5	1.7	1.8	2.5	5.2	5.5
Avg. Stride Freq. [Hz]	2.3	2.3	2.3	2.2	2.2	2.2	2.2
Avg. Stride Length [m]	5.7	7.8	7.6	7.5	7.5	7.5	7.4



- [] Ranking at each section and finish
- :-:- No data available at this section
- NA No data available

Horse/Jockey Name	RUB OF THE GREEN
Finish Rank	6
Fastest Section Time (Section)	0:10.73 (L1200)
Top Speed [km/h] (Section)	67.6 (L1200)
Race State	Finished



Thomas Farms RC Murray Bridge SA - Professional

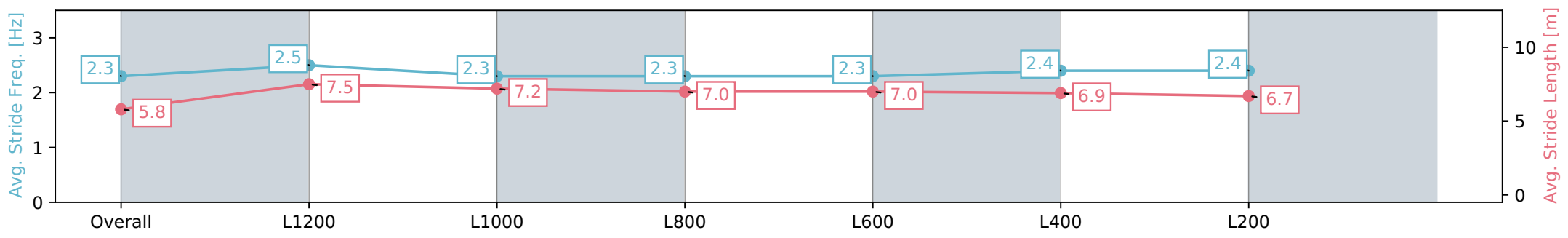
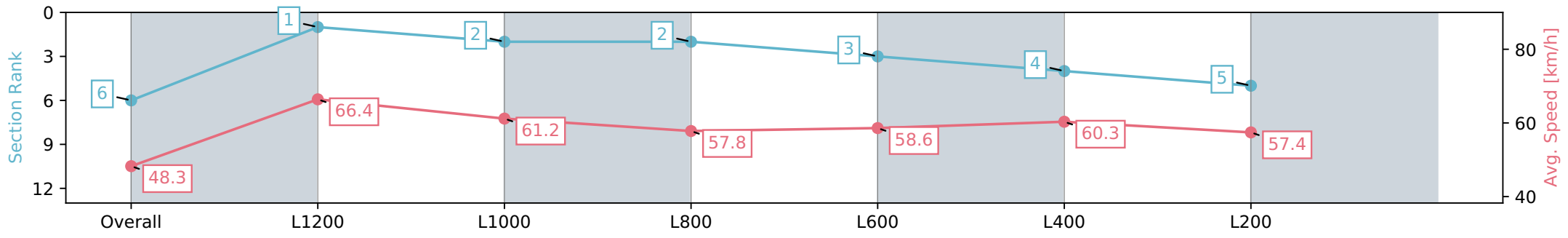
Race 2: Fred Vella Tyre & Crash Repair Fillies & Mares Maiden Plate - 1400m

07 February 2024 - 2:15PM

Track Rating: Good 4, Weather: Fine, Rail Position: Unknown



Section	Overall	L1200	L1000	L800	L600	L400	L200
Section Times	1:26.61 [6] (0:14.94)	1:11.67 [1] (0:10.73)	1:00.94 [2] (0:11.66)	0:49.28 [2] (0:12.52)	0:36.76 [3] (0:12.28)	0:24.48 [4] (0:11.92)	0:12.56 [5] (0:12.56)
Average Speed [km/h]	48.3	66.4	61.2	57.8	58.6	60.3	57.4
Top Speed [km/h]	67.4	67.6	64.6	58.8	59.9	62.0	59.1
Avg. Dist. to Rail [m]	4.4	4.0	2.2	1.0	0.5	1.9	2.4
Avg. Stride Freq. [Hz]	2.3	2.5	2.3	2.3	2.3	2.4	2.4
Avg. Stride Length [m]	5.8	7.5	7.2	7.0	7.0	6.9	6.7



- [] Ranking at each section and finish
- :-:- No data available at this section
- NA No data available

Horse/Jockey Name	PONTY WELL
Finish Rank	7
Fastest Section Time (Section)	0:10.99 (L1200)
Top Speed [km/h] (Section)	66.6 (L1200)
Race State	Finished



Thomas Farms RC Murray Bridge SA - Professional

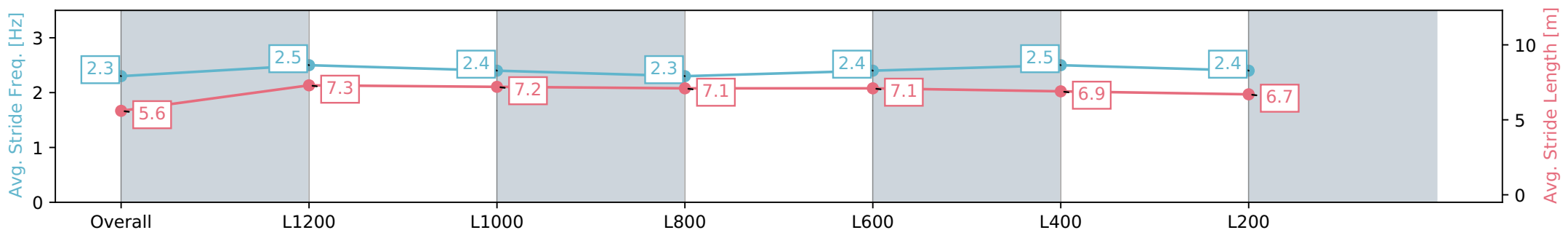
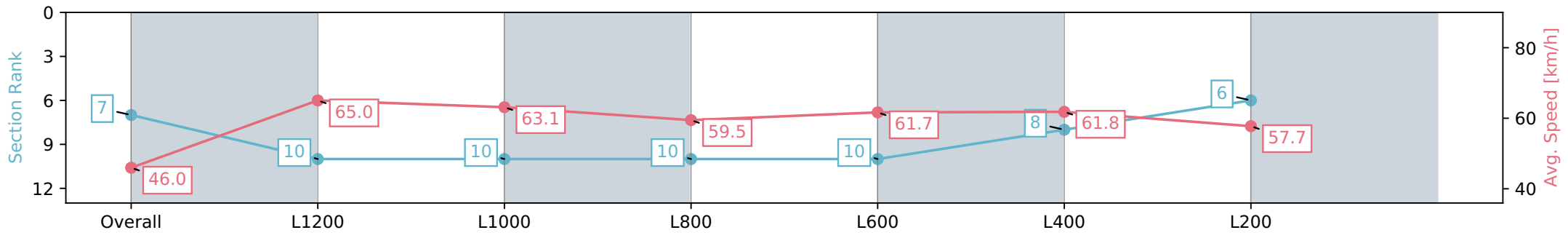
Race 2: Fred Vella Tyre & Crash Repair Fillies & Mares Maiden Plate - 1400m

07 February 2024 - 2:15PM

Track Rating: Good 4, Weather: Fine, Rail Position: Unknown



Section	Overall	L1200	L1000	L800	L600	L400	L200
Section Times	1:26.61 [7] (0:15.69)	1:10.92 [10] (0:10.99)	0:59.93 [10] (0:11.45)	0:48.48 [10] (0:12.44)	0:36.04 [10] (0:11.93)	0:24.11 [8] (0:11.64)	0:12.47 [6] (0:12.47)
Average Speed [km/h]	46.0	65.0	63.1	59.5	61.7	61.8	57.7
Top Speed [km/h]	66.4	66.6	66.1	61.5	64.4	65.0	60.4
Avg. Dist. to Rail [m]	6.8	2.8	2.6	5.2	5.5	8.2	7.0
Avg. Stride Freq. [Hz]	2.3	2.5	2.4	2.3	2.4	2.5	2.4
Avg. Stride Length [m]	5.6	7.3	7.2	7.1	7.1	6.9	6.7



- [] Ranking at each section and finish
- :-:- No data available at this section
- NA No data available

Horse/Jockey Name	GINGIFER
Finish Rank	8
Fastest Section Time (Section)	0:11.00 (L1200)
Top Speed [km/h] (Section)	66.5 (L1200)
Race State	Finished



Thomas Farms RC Murray Bridge SA - Professional

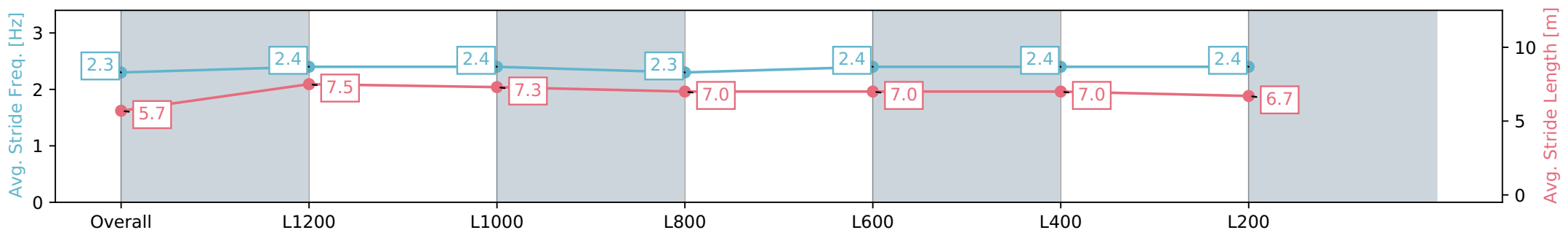
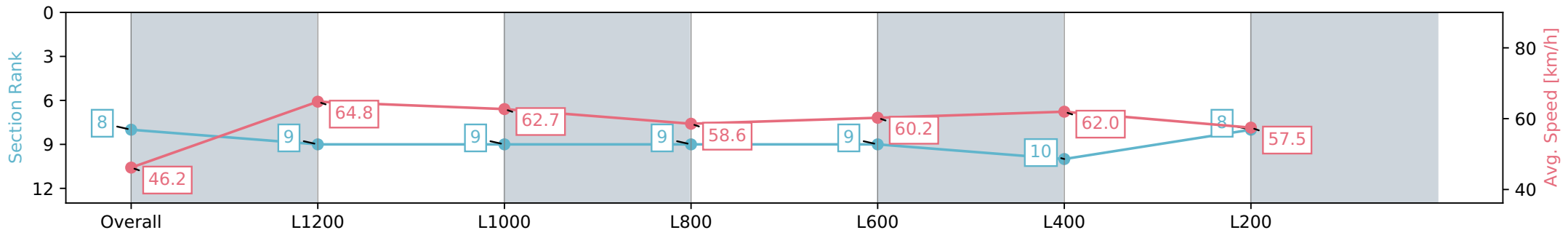
Race 2: Fred Vella Tyre & Crash Repair Fillies & Mares Maiden Plate - 1400m

07 February 2024 - 2:15PM

Track Rating: Good 4, Weather: Fine, Rail Position: Unknown



Section	Overall	L1200	L1000	L800	L600	L400	L200
Section Times	1:26.76 [8] (0:15.61)	1:11.15 [9] (0:11.00)	1:00.15 [9] (0:11.44)	0:48.71 [9] (0:12.44)	0:36.27 [9] (0:12.13)	0:24.14 [10] (0:11.60)	0:12.54 [8] (0:12.54)
Average Speed [km/h]	46.2	64.8	62.7	58.6	60.2	62.0	57.5
Top Speed [km/h]	66.4	66.5	64.9	60.9	62.9	64.1	60.2
Avg. Dist. to Rail [m]	4.2	3.7	2.0	2.5	3.6	6.9	7.1
Avg. Stride Freq. [Hz]	2.3	2.4	2.4	2.3	2.4	2.4	2.4
Avg. Stride Length [m]	5.7	7.5	7.3	7.0	7.0	7.0	6.7



- [] Ranking at each section and finish
- :-:- No data available at this section
- NA No data available

Horse/Jockey Name	STREET NEEDS
Finish Rank	9
Fastest Section Time (Section)	0:10.56 (L1200)
Top Speed [km/h] (Section)	68.5 (L1200)
Race State	Finished



Thomas Farms RC Murray Bridge SA - Professional

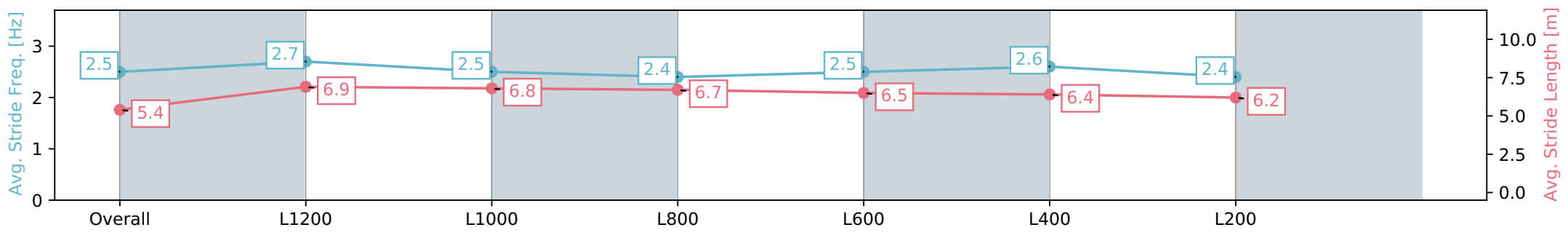
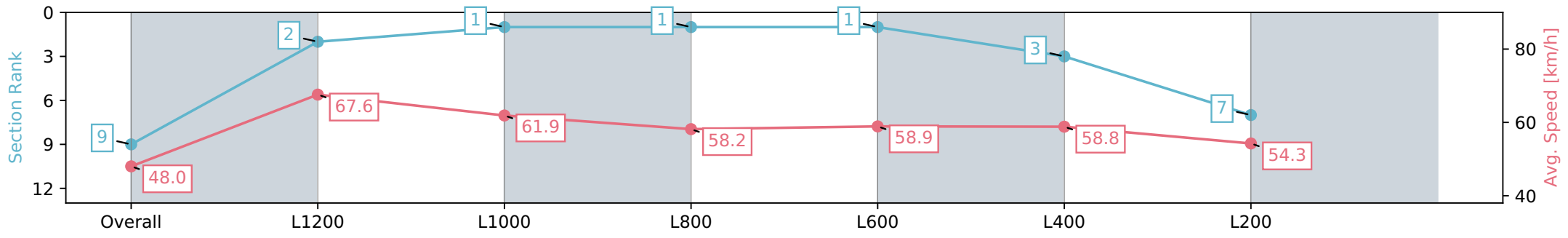
Race 2: Fred Vella Tyre & Crash Repair Fillies & Mares Maiden Plate - 1400m

07 February 2024 - 2:15PM

Track Rating: Good 4, Weather: Fine, Rail Position: Unknown



Section	Overall	L1200	L1000	L800	L600	L400	L200
Section Times	1:27.49 [9] (0:14.99)	1:12.50 [2] (0:10.56)	1:01.93 [1] (0:11.53)	0:50.40 [1] (0:12.53)	0:37.87 [1] (0:12.37)	0:25.50 [3] (0:12.23)	0:13.27 [7] (0:13.27)
Average Speed [km/h]	48.0	67.6	61.9	58.2	58.9	58.8	54.3
Top Speed [km/h]	68.3	68.5	65.0	59.5	60.8	60.5	57.1
Avg. Dist. to Rail [m]	8.4	3.3	2.0	2.3	2.9	3.9	4.3
Avg. Stride Freq. [Hz]	2.5	2.7	2.5	2.4	2.5	2.6	2.4
Avg. Stride Length [m]	5.4	6.9	6.8	6.7	6.5	6.4	6.2



- [] Ranking at each section and finish
- :-:- No data available at this section
- NA No data available

Horse/Jockey Name	COMANCHE QUEEN
Finish Rank	10
Fastest Section Time (Section)	0:10.94 (L1200)
Top Speed [km/h] (Section)	66.7 (L1200)
Race State	Finished



Thomas Farms RC Murray Bridge SA - Professional

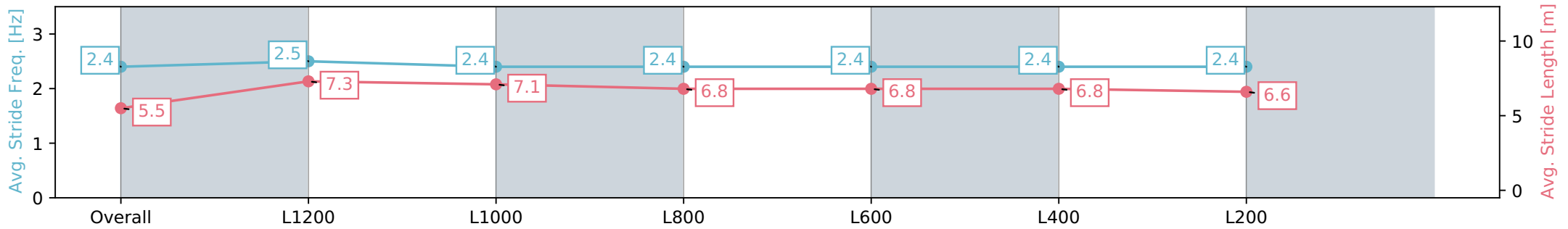
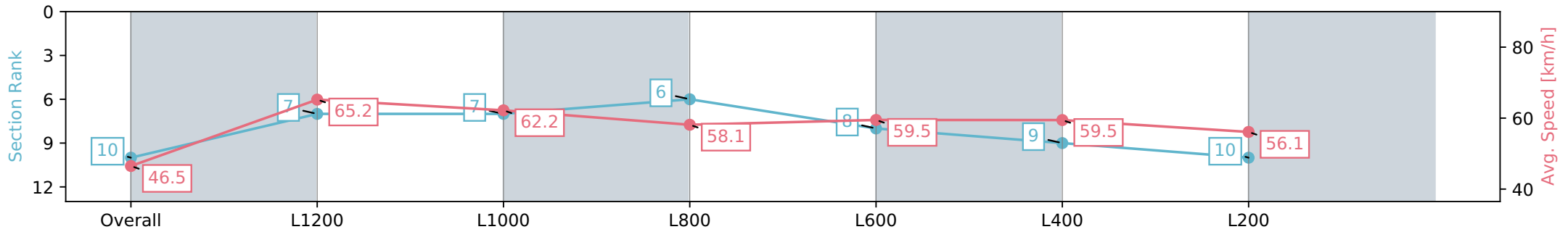
Race 2: Fred Vella Tyre & Crash Repair Fillies & Mares
Maiden Plate - 1400m

07 February 2024 - 2:15PM

Track Rating: Good 4, Weather: Fine, Rail Position: Unknown



Section	Overall	L1200	L1000	L800	L600	L400	L200
Section Times	1:27.53 [10] (0:15.47)	1:12.06 [7] (0:10.94)	1:01.12 [7] (0:11.46)	0:49.66 [6] (0:12.53)	0:37.13 [8] (0:12.16)	0:24.97 [9] (0:12.13)	0:12.84 [10] (0:12.84)
Average Speed [km/h]	46.5	65.2	62.2	58.1	59.5	59.5	56.1
Top Speed [km/h]	65.4	66.7	63.5	60.2	60.8	60.8	57.8
Avg. Dist. to Rail [m]	3.4	3.9	2.3	2.0	1.8	4.0	5.5
Avg. Stride Freq. [Hz]	2.4	2.5	2.4	2.4	2.4	2.4	2.4
Avg. Stride Length [m]	5.5	7.3	7.1	6.8	6.8	6.8	6.6



- [] Ranking at each section and finish
- :-:- No data available at this section
- NA No data available