



RACING SA

Thomas Farms RC Murray Bridge SA

Race 1: Northpoint Murraylands Class One Handicap - 900m

07 February 2024 - 1:40PM



Track Rating: Soft 5, Weather: Fine, Rail Position: +9m 1000m-W/Post, +6m 1200m Chute,
True Remainder

Section												Overall	L800	L600	L400	L200		
Field Times												0:53.61 (0:08.97)	0:44.64 (0:10.90)	0:33.74 (0:10.86)	0:22.88 (0:11.27)	0:11.61 (0:11.61)		
Position	#	Horse/Jockey	Barrier	Top Speed [km/h]	Fastest Section	First 400m										Margin	From Winner [m]	
1	1	CLARENCE	1	69.0	0:09.09	0:25.21	0:53.61	0:44.52 [3]	0:33.75 [1]	0:22.89 [1]	0:11.61 [1]			0:53.61				
		Kayla Crowther		600-400	800-600		(0:09.09)	(0:10.77)	(0:10.86)	(0:11.28)	(0:11.61)							
2	2	ANDREW'S MEMORY	4	67.4	0:09.32	0:25.68	0:53.88	0:44.56 [5]	0:33.64 [5]	0:22.79 [4]	0:11.64 [3]			1.7L	+2			
		Jeffrey Maund		400-200	800-600		(0:09.32)	(0:10.92)	(0:10.85)	(0:11.15)	(0:11.64)							
3	7	VALLEY OF DARKNESS	6	68.0	0:09.06	0:25.54	0:54.22	0:45.16 [2]	0:34.15 [3]	0:23.08 [5]	0:11.89 [4]			3.9L	+6			
		Sophie Logan		400-200	800-600		(0:09.06)	(0:11.01)	(0:11.07)	(0:11.19)	(0:11.89)							
4	4	THE CREED	2	67.3	0:09.35	0:25.99	0:54.23	0:44.88 [6]	0:33.86 [6]	0:22.95 [6]	0:11.74 [6]			3.9L	+2			
		Jacob Opperman		400-200	800-600		(0:09.35)	(0:11.02)	(0:10.91)	(0:11.21)	(0:11.74)							
5	5	HARLEEN	3	68.4	0:08.96	0:25.28	0:54.26	0:45.30 [1]	0:34.35 [2]	0:23.40 [2]	0:12.10 [2]			4.1L	+4			
		Rochelle Milnes		400-200	800-600		(0:08.96)	(0:10.95)	(0:10.95)	(0:11.30)	(0:12.10)							
6	3	LADYMEANSBUSINESS	5	68.3	0:09.31	0:25.63	0:54.54	0:45.23 [4]	0:34.38 [4]	0:23.53 [3]	0:12.20 [5]			5.9L	+3			
		Jessica Eaton		400-200	800-600		(0:09.31)	(0:10.85)	(0:10.85)	(0:11.33)	(0:12.20)							

Scratched: Laila's A Gem (#6)

- [] Position in running at each section and finish
- # Saddle cloth number
- :-:- No data available at this section
- Background shading for fastest section
- NA No data available

Horse/Jockey Name	CLARENCE
Finish Rank	1
Fastest Section Time (Section)	0:09.09 (Overall)
Top Speed [km/h] (Section)	69.0 (L800)
Race State	Finished



Thomas Farms RC Murray Bridge SA - Professional

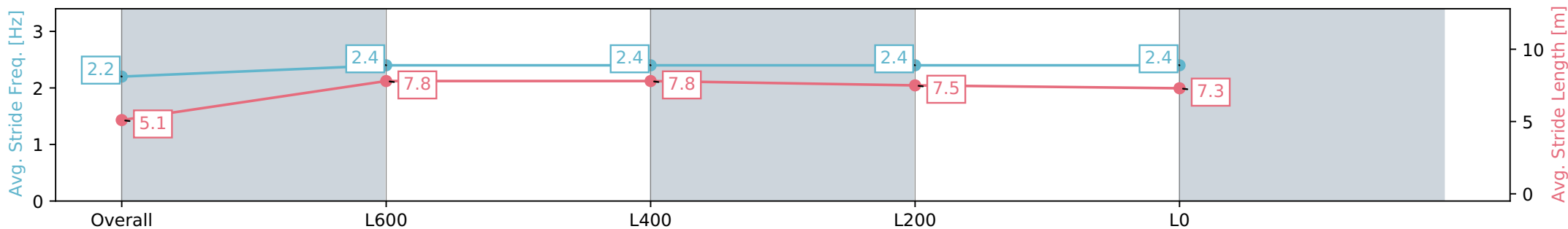
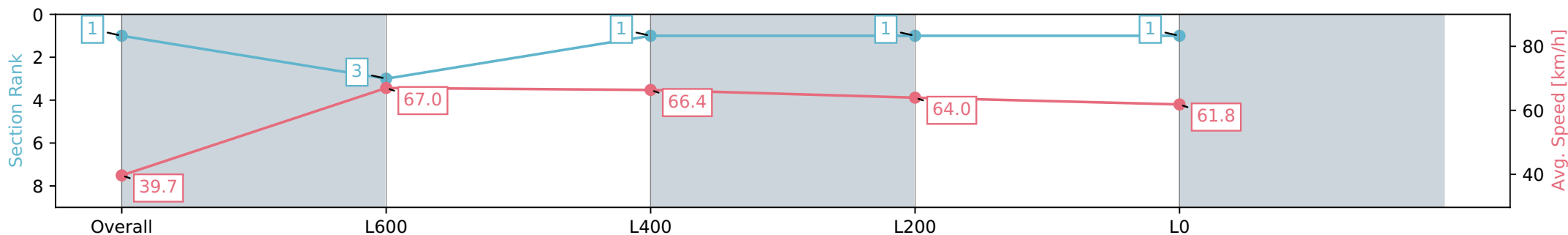
Race 1: Northpoint Murraylands Class One Handicap - 900m

07 February 2024 - 1:40PM

Track Rating: Soft 5, Weather: Fine, Rail Position: +9m 1000m-W/
Post, +6m 1200m Chute, True Remainder



Section	Overall	L800	L600	L400	L200
Section Times	0:53.61 [1] (0:09.09)	0:44.52 [3] (0:10.77)	0:33.75 [1] (0:10.86)	0:22.89 [1] (0:11.28)	0:11.61 [1] (0:11.61)
Average Speed [km/h]	39.7	67.0	66.4	64.0	61.8
Top Speed [km/h]	63.4	69.0	68.1	65.6	63.2
Avg. Dist. to Rail [m]	4.1	1.0	1.1	3.0	3.7
Avg. Stride Freq. [Hz]	2.2	2.4	2.4	2.4	2.4
Avg. Stride Length [m]	5.1	7.8	7.8	7.5	7.3



- [] Ranking at each section and finish
- :-:- No data available at this section
- NA No data available

Horse/Jockey Name	ANDREW'S MEMORY
Finish Rank	2
Fastest Section Time (Section)	0:09.32 (Overall)
Top Speed [km/h] (Section)	67.4 (L600)
Race State	Finished



Thomas Farms RC Murray Bridge SA - Professional

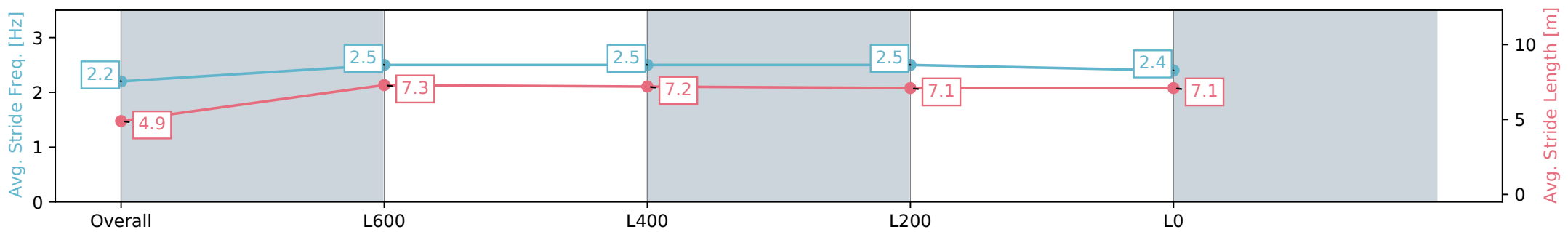
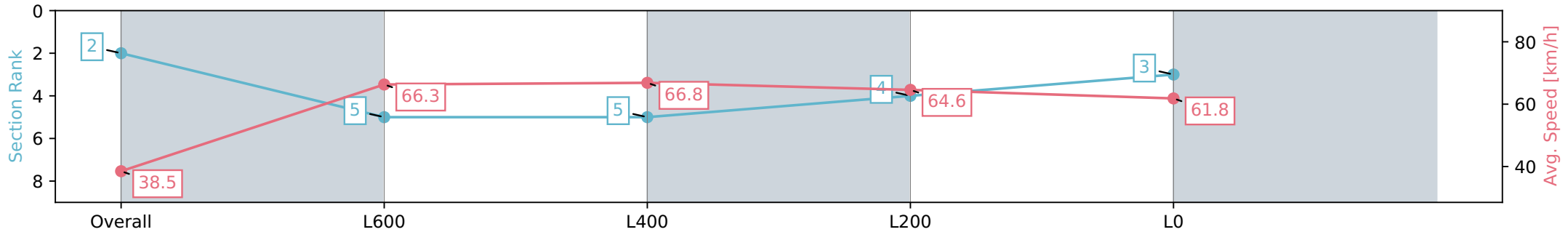
Race 1: Northpoint Murraylands Class One Handicap - 900m

07 February 2024 - 1:40PM

Track Rating: Soft 5, Weather: Fine, Rail Position: +9m 1000m-W/
Post, +6m 1200m Chute, True Remainder



Section	Overall	L800	L600	L400	L200
Section Times	0:53.88 [2] (0:09.32)	0:44.56 [5] (0:10.92)	0:33.64 [5] (0:10.85)	0:22.79 [4] (0:11.15)	0:11.64 [3] (0:11.64)
Average Speed [km/h]	38.5	66.3	66.8	64.6	61.8
Top Speed [km/h]	63.2	67.1	67.4	66.0	63.9
Avg. Dist. to Rail [m]	2.9	1.0	2.5	5.8	7.0
Avg. Stride Freq. [Hz]	2.2	2.5	2.5	2.5	2.4
Avg. Stride Length [m]	4.9	7.3	7.2	7.1	7.1



Report Created: Wed 07 February 2024 14:23:58 GMT+11 (Note: Timing is based on positional data)

- [] Ranking at each section and finish
- :-:- No data available at this section
- NA No data available

Horse/Jockey Name	VALLEY OF DARKNESS
Finish Rank	3
Fastest Section Time (Section)	0:09.06 (Overall)
Top Speed [km/h] (Section)	68.0 (L600)
Race State	Finished



Thomas Farms RC Murray Bridge SA - Professional

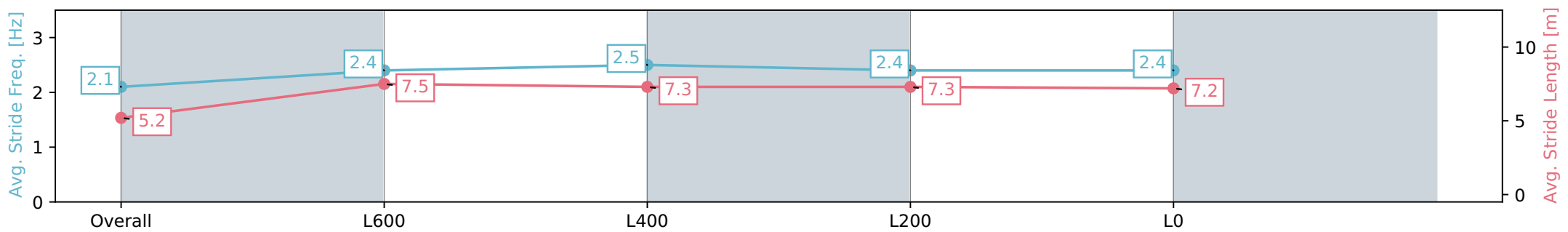
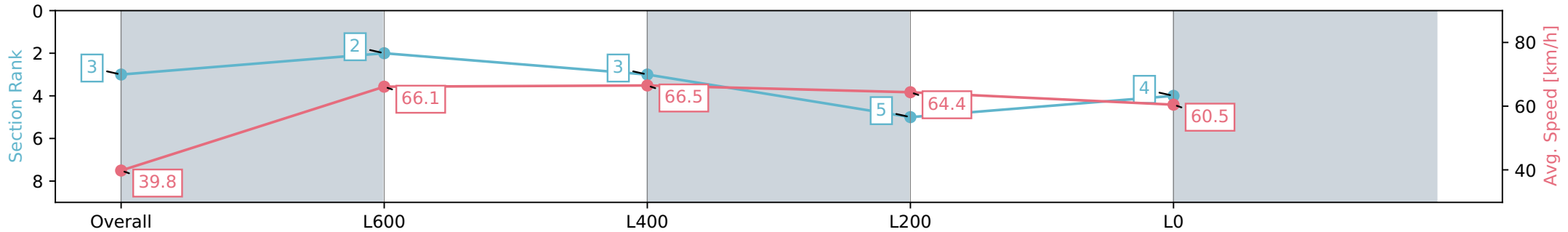
Race 1: Northpoint Murraylands Class One Handicap - 900m

07 February 2024 - 1:40PM

Track Rating: Soft 5, Weather: Fine, Rail Position: +9m 1000m-W/
Post, +6m 1200m Chute, True Remainder



Section	Overall	L800	L600	L400	L200
Section Times	0:54.22 [3] (0:09.06)	0:45.16 [2] (0:11.01)	0:34.15 [3] (0:11.07)	0:23.08 [5] (0:11.19)	0:11.89 [4] (0:11.89)
Average Speed [km/h]	39.8	66.1	66.5	64.4	60.5
Top Speed [km/h]	63.0	67.4	68.0	65.8	62.8
Avg. Dist. to Rail [m]	2.5	3.0	5.7	9.2	9.3
Avg. Stride Freq. [Hz]	2.1	2.4	2.5	2.4	2.4
Avg. Stride Length [m]	5.2	7.5	7.3	7.3	7.2



Report Created: Wed 07 February 2024 14:24:00 GMT+11 (Note: Timing is based on positional data)

- [] Ranking at each section and finish
- :-:- No data available at this section
- NA No data available

Horse/Jockey Name	THE CREED
Finish Rank	4
Fastest Section Time (Section)	0:09.35 (Overall)
Top Speed [km/h] (Section)	67.3 (L600)
Race State	Finished



Thomas Farms RC Murray Bridge SA - Professional

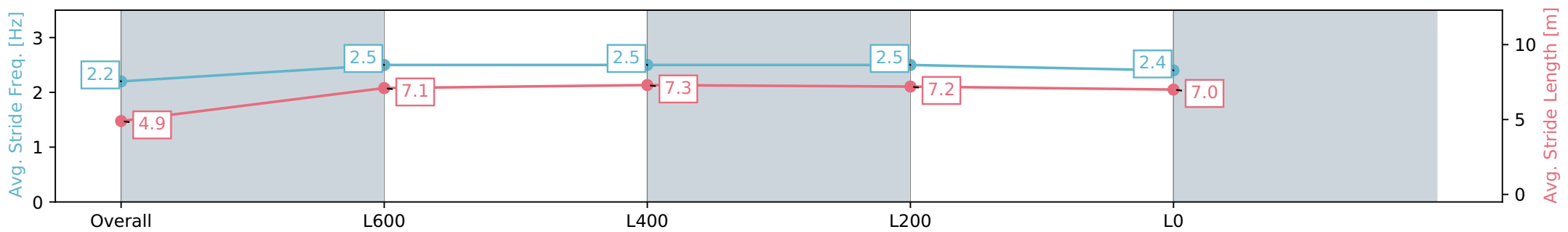
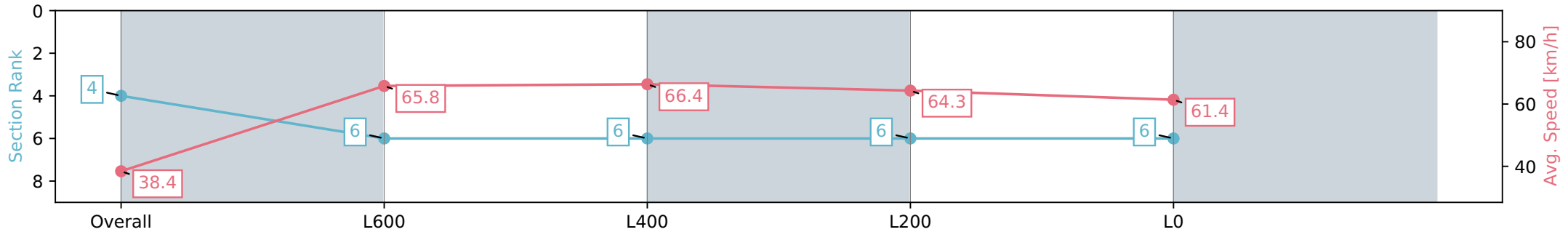
Race 1: Northpoint Murraylands Class One Handicap - 900m

07 February 2024 - 1:40PM

Track Rating: Soft 5, Weather: Fine, Rail Position: +9m 1000m-W/
Post, +6m 1200m Chute, True Remainder



Section	Overall	L800	L600	L400	L200
Section Times	0:54.23 [4] (0:09.35)	0:44.88 [6] (0:11.02)	0:33.86 [6] (0:10.91)	0:22.95 [6] (0:11.21)	0:11.74 [6] (0:11.74)
Average Speed [km/h]	38.4	65.8	66.4	64.3	61.4
Top Speed [km/h]	62.6	67.0	67.3	66.5	63.4
Avg. Dist. to Rail [m]	4.2	1.6	1.9	5.3	5.7
Avg. Stride Freq. [Hz]	2.2	2.5	2.5	2.5	2.4
Avg. Stride Length [m]	4.9	7.1	7.3	7.2	7.0



Report Created: Wed 07 February 2024 14:24:02 GMT+11 (Note: Timing is based on positional data)

- [] Ranking at each section and finish
- :-:- No data available at this section
- NA No data available

Horse/Jockey Name	HARLEEN
Finish Rank	5
Fastest Section Time (Section)	0:08.96 (Overall)
Top Speed [km/h] (Section)	68.4 (L600)
Race State	Finished



Thomas Farms RC Murray Bridge SA - Professional

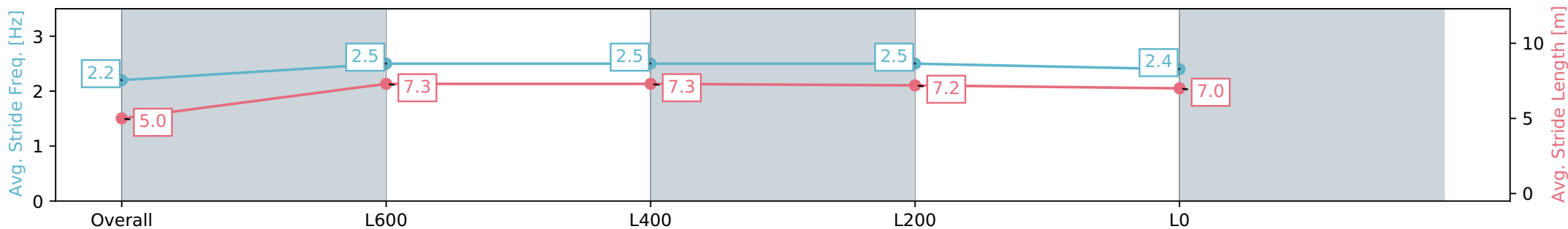
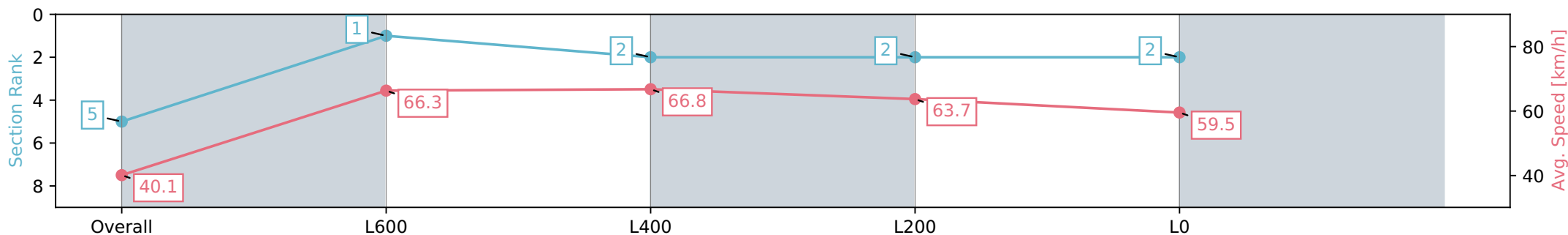
Race 1: Northpoint Murraylands Class One Handicap - 900m

07 February 2024 - 1:40PM

Track Rating: Soft 5, Weather: Fine, Rail Position: +9m 1000m-W/
Post, +6m 1200m Chute, True Remainder



Section	Overall	L800	L600	L400	L200
Section Times	0:54.26 [5] (0:08.96)	0:45.30 [1] (0:10.95)	0:34.35 [2] (0:10.95)	0:23.40 [2] (0:11.30)	0:12.10 [2] (0:12.10)
Average Speed [km/h]	40.1	66.3	66.8	63.7	59.5
Top Speed [km/h]	63.2	67.8	68.4	66.5	61.9
Avg. Dist. to Rail [m]	4.2	1.8	4.2	5.9	6.4
Avg. Stride Freq. [Hz]	2.2	2.5	2.5	2.5	2.4
Avg. Stride Length [m]	5.0	7.3	7.3	7.2	7.0



Report Created: Wed 07 February 2024 14:24:04 GMT+11 (Note: Timing is based on positional data)

- [] Ranking at each section and finish
- :-:- No data available at this section
- NA No data available

Horse/Jockey Name	LADYMEANSBUSINESS
Finish Rank	6
Fastest Section Time (Section)	0:09.31 (Overall)
Top Speed [km/h] (Section)	68.3 (L600)
Race State	Finished



Thomas Farms RC Murray Bridge SA - Professional

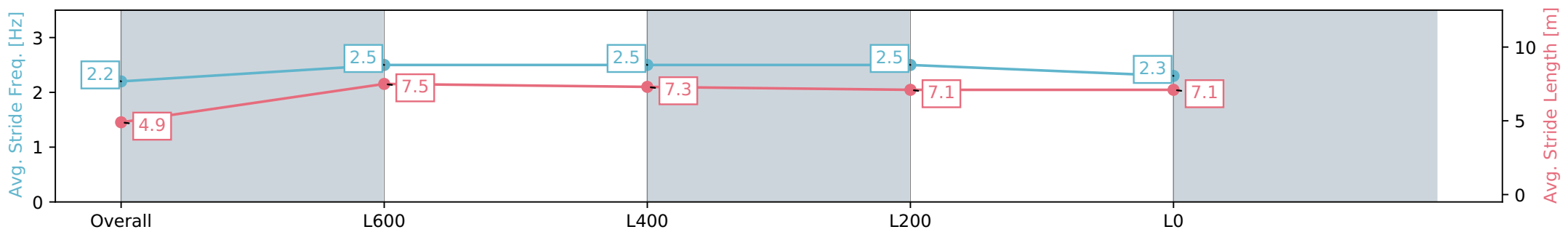
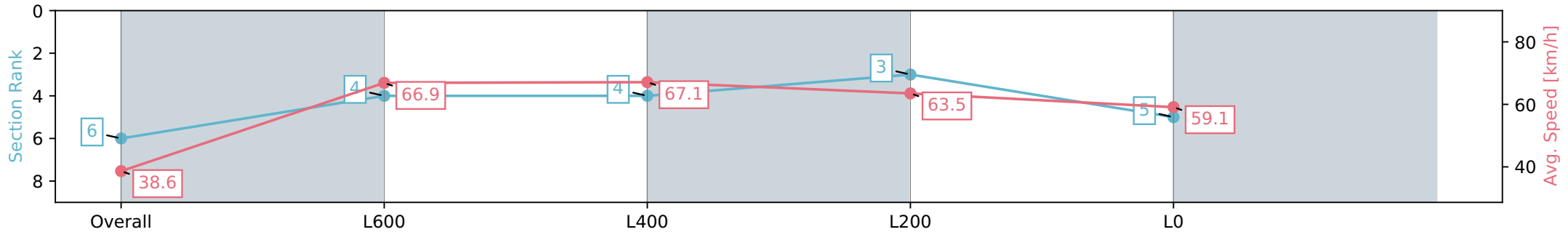
Race 1: Northpoint Murraylands Class One Handicap - 900m

07 February 2024 - 1:40PM

Track Rating: Soft 5, Weather: Fine, Rail Position: +9m 1000m-W/
Post, +6m 1200m Chute, True Remainder



Section	Overall	L800	L600	L400	L200
Section Times	0:54.54 [6] (0:09.31)	0:45.23 [4] (0:10.85)	0:34.38 [4] (0:10.85)	0:23.53 [3] (0:11.33)	0:12.20 [5] (0:12.20)
Average Speed [km/h]	38.6	66.9	67.1	63.5	59.1
Top Speed [km/h]	63.1	68.0	68.3	65.7	61.9
Avg. Dist. to Rail [m]	3.2	1.5	3.1	7.4	7.7
Avg. Stride Freq. [Hz]	2.2	2.5	2.5	2.5	2.3
Avg. Stride Length [m]	4.9	7.5	7.3	7.1	7.1



Report Created: Wed 07 February 2024 14:24:06 GMT+11 (Note: Timing is based on positional data)

- [] Ranking at each section and finish
- :-:- No data available at this section
- NA No data available