



RACING SA

# Thomas Farms RC Murray Bridge SA Race 9: Platinum Wool Rating 0 - 56 Handicap - 1400m

26 January 2024 - 5:23PM



Track Rating: Soft 6, Weather: Overcast, Rail Position: +9m 1000m-W/Post, +6m 1200

Chute, True Remainder

Section														
Field Times		Overall	L1200	L1000	L800	L600	L400							
		1:26.60	1:11.17	1:00.06	0:48.57	0:36.56	0:24.60							
		(0:15.43)	(0:11.11)	(0:11.48)	(0:12.01)	(0:11.96)	(0:12.09)							
Position	#	Horse/Jockey	Barrier	Top Speed [km/h]	Fastest Section	First 400m								From Winner [m]
1	8	<b>PRETTY RELIABLE</b>	14	64.4	0:11.42	0:27.50	1:26.60	1:10.52 [12]	0:59.10 [13]	0:47.35 [14]	0:35.54 [14]	0:23.80 [13]		
		Callan Murray		1200-1000	1200-1000		(0:16.08)	(0:11.42)	(0:11.75)	(0:11.81)	(0:11.74)	(0:11.47)		
2	9	<b>VERZENAY</b>	13	64.6	0:11.27	0:27.21	1:26.82	1:10.88 [9]	0:59.61 [9]	0:48.05 [11]	0:36.04 [11]	0:24.11 [10]		+1
		Caitlyn Munro		1200-1000	1200-1000		(0:15.94)	(0:11.27)	(0:11.56)	(0:12.01)	(0:11.93)	(0:11.65)		
3	1	<b>FINAL CHANCE</b>	8	65.0	0:11.16	0:26.64	1:26.93	1:11.45 [2]	1:00.28 [2]	0:48.74 [2]	0:36.76 [3]	0:24.94 [1]		-7
		Todd Pannell		1200-1000	1200-1000		(0:15.48)	(0:11.16)	(0:11.55)	(0:11.98)	(0:11.82)	(0:12.09)		
4	15	<b>OFF THE CUFF</b>	10	64.9	0:11.12	0:26.73	1:27.02	1:11.41 [3]	1:00.28 [3]	0:48.75 [3]	0:36.88 [2]	0:24.87 [3]		-5
		Zoe Lloyd		1200-1000	1200-1000		(0:15.61)	(0:11.12)	(0:11.54)	(0:11.87)	(0:12.01)	(0:12.07)		
5	10	<b>LADY DE LUNE</b>	6	64.0	0:11.37	0:27.21	1:27.02	1:11.18 [7]	0:59.81 [8]	0:48.28 [9]	0:36.50 [7]	0:24.56 [7]		-7
		Margaret Collett		1200-1000	1200-1000		(0:15.84)	(0:11.37)	(0:11.52)	(0:11.79)	(0:11.93)	(0:11.87)		
6	6	<b>RUE BUNGAN</b>	11	63.6	0:11.41	0:27.55	1:27.29	1:11.15 [13]	0:59.74 [14]	0:48.27 [13]	0:36.43 [13]	0:24.43 [14]		-8
		Rochelle Milnes		1200-1000	1200-1000		(0:16.14)	(0:11.41)	(0:11.47)	(0:11.84)	(0:12.00)	(0:11.87)		
7	5	<b>OFCOURSE I WILL</b>	16	65.2	0:11.15	0:27.36	1:27.33	1:11.12 [14]	0:59.97 [12]	0:48.39 [12]	0:36.54 [12]	0:24.60 [12]		-1
		Jacob Opperman		1200-1000	1200-1000		(0:16.21)	(0:11.15)	(0:11.57)	(0:11.85)	(0:11.94)	(0:11.93)		
8	14	<b>VALLEY RATTLER</b>	17	65.9	0:11.10	0:26.96	1:27.39	1:11.53 [8]	1:00.43 [6]	0:48.86 [7]	0:36.85 [8]	0:24.91 [8]		+2
		Kelsey Hannan		1200-1000	1200-1000		(0:15.86)	(0:11.10)	(0:11.56)	(0:12.01)	(0:11.94)	(0:11.98)		
9	16	<b>ELEGANT POETESS</b>	18	63.6	0:11.48	0:28.01	1:27.41	1:10.95 [15]	0:59.40 [16]	0:47.92 [15]	0:36.21 [15]	0:24.23 [15]		-7
		Harry Grace		1000-800	1000-800		(0:16.46)	(0:11.55)	(0:11.48)	(0:11.71)	(0:11.98)	(0:11.77)		
10	13	<b>ICE GHOST</b>	2	64.5	0:11.19	0:26.93	1:27.44	1:11.70 [4]	1:00.51 [4]	0:49.00 [4]	0:37.13 [4]	0:25.18 [4]		-11
		Ben Price		1200-1000	1200-1000		(0:15.74)	(0:11.19)	(0:11.51)	(0:11.87)	(0:11.95)	(0:12.00)		

Scratched: Forever Waiting (#7), Star Espresso (#12)

- [ ] Position in running at each section and finish
- # Saddle cloth number
- :-:- No data available at this section
- █ Background shading for fastest section
- NA No data available



RACING SA

# Thomas Farms RC Murray Bridge SA Race 9: Platinum Wool Rating 0 - 56 Handicap - 1400m

26 January 2024 - 5:23PM



Track Rating: Soft 6, Weather: Overcast, Rail Position: +9m 1000m-W/Post, +6m 1200

Chute, True Remainder

Section													Overall	L1200	L1000	L800	L600	L400		
Field Times													1:26.60	1:11.17	1:00.06	0:48.57	0:36.56	0:24.60		
													(0:15.43)	(0:11.11)	(0:11.48)	(0:12.01)	(0:11.96)	(0:12.09)		
Position	#	Horse/Jockey	Barrier	Top Speed [km/h]	Fastest Section	First 400m											From Winner [m]			
11	17	<b>SUNNY GREEN</b>	12	65.4	0:11.32	0:27.28	1:27.49	1:11.52 [10]	1:00.20 [10]	0:48.72 [10]	0:36.80 [10]	0:24.77 [11]				+0				
		Stacey Metcalfe		1200-1000	1200-1000		(0:15.97)	(0:11.32)	(0:11.48)	(0:11.92)	(0:12.03)	(0:11.93)								
12	3	<b>GRUELLING</b>	7	64.7	0:11.11	0:26.54	1:27.51	1:12.08 [1]	1:00.97 [1]	0:49.49 [1]	0:37.48 [1]	0:25.50 [2]				-7				
		Jason Holder		1200-1000	1200-1000		(0:15.43)	(0:11.11)	(0:11.48)	(0:12.01)	(0:11.98)	(0:12.26)								
13	4	<b>NOT A SINGLE BID</b>	9	64.9	0:11.17	0:26.97	1:27.71	1:11.91 [6]	1:00.74 [7]	0:49.19 [6]	0:37.33 [5]	0:25.32 [5]				-3				
		Alana Livesey		1200-1000	1200-1000		(0:15.80)	(0:11.17)	(0:11.55)	(0:11.86)	(0:12.01)	(0:12.14)								
14	2	<b>GHOST DOCTOR</b>	5	64.6	0:11.24	0:27.32	1:27.72	1:11.64 [11]	1:00.40 [11]	0:49.00 [8]	0:37.18 [9]	0:25.23 [9]				-13				
		Nichola Yuen		1200-1000	1200-1000		(0:16.08)	(0:11.24)	(0:11.40)	(0:11.82)	(0:11.95)	(0:12.22)								
15	11	<b>JIVE BABY</b>	1	64.5	0:11.17	0:26.95	1:27.77	1:11.99 [5]	1:00.82 [5]	0:49.32 [5]	0:37.37 [6]	0:25.37 [6]				-11				
		Jake Toeroek		1200-1000	1200-1000		(0:15.78)	(0:11.17)	(0:11.50)	(0:11.95)	(0:12.00)	(0:12.35)								
16	18	<b>REALITY CHECK</b>	15	64.0	0:11.28	0:27.98	1:28.46	1:11.76 [16]	1:00.48 [15]	0:48.87 [16]	0:37.09 [16]	0:25.21 [16]				-1				
		Sophie Logan		1200-1000	1200-1000		(0:16.70)	(0:11.28)	(0:11.61)	(0:11.78)	(0:11.88)	(0:11.89)								

Scratched: Forever Waiting (#7), Star Espresso (#12)

- [ ] Position in running at each section and finish
- # Saddle cloth number
- :-:- No data available at this section
- Background shading for fastest section
- NA No data available



RACING SA

Thomas Farms RC Murray Bridge SA
Race 9: Platinum Wool Rating 0 - 56 Handicap - 1400m
26 January 2024 - 5:23PM



Track Rating: Soft 6, Weather: Overcast, Rail Position: +9m 1000m-W/Post, +6m 1200
Chute, True Remainder

Table with columns: Section, Field Times, Position, #, Horse/Jockey, Barrier, Top Speed [km/h], Fastest Section, First 400m, L200 (0:12.52), Margin, From Winner [m]. Rows include horses like PRETTY RELIABLE, VERZENAY, FINAL CHANCE, etc.

Scratched: Forever Waiting (#7), Star Espresso (#12)

- [ ] Position in running at each section and finish
# Saddle cloth number
-:-:- No data available at this section
NA No data available



RACING SA

# Thomas Farms RC Murray Bridge SA Race 9: Platinum Wool Rating 0 - 56 Handicap - 1400m

26 January 2024 - 5:23PM



Track Rating: Soft 6, Weather: Overcast, Rail Position: +9m 1000m-W/Post, +6m 1200  
Chute, True Remainder

Section												L200			
Field Times												0:12.52			
											(0:12.52)				
Position	#	Horse/Jockey	Barrier	Top Speed [km/h]	Fastest Section	First 400m	Margin						From Winner [m]		
11	17	<b>SUNNY GREEN</b>	12	65.4	0:11.32	0:27.28	0:12.84 [10]	5.5L							+0
		Stacey Metcalfe		1200-1000	1200-1000		(0:12.84)								
12	3	<b>GRUELLING</b>	7	64.7	0:11.11	0:26.54	0:13.24 [5]	5.6L							-7
		Jason Holder		1200-1000	1200-1000		(0:13.24)								
13	4	<b>NOT A SINGLE BID</b>	9	64.9	0:11.17	0:26.97	0:13.18 [9]	6.9L							-3
		Alana Livesey		1200-1000	1200-1000		(0:13.18)								
14	2	<b>GHOST DOCTOR</b>	5	64.6	0:11.24	0:27.32	0:13.01 [12]	7.0L							-13
		Nichola Yuen		1200-1000	1200-1000		(0:13.01)								
15	11	<b>JIVE BABY</b>	1	64.5	0:11.17	0:26.95	0:13.02 [14]	7.3L							-11
		Jake Toeroek		1200-1000	1200-1000		(0:13.02)								
16	18	<b>REALITY CHECK</b>	15	64.0	0:11.28	0:27.98	0:13.32 [16]	11.6L							-1
		Sophie Logan		1200-1000	1200-1000		(0:13.32)								

Scratched: Forever Waiting (#7), Star Espresso (#12)

- [ ] Position in running at each section and finish
- # Saddle cloth number
- :-:- No data available at this section
- Background shading for fastest section
- NA No data available

Horse/Jockey Name	PRETTY RELIABLE
Finish Rank	1
Fastest Section Time (Section)	0:11.42 (L1200)
Top Speed [km/h] (Section)	64.4 (L1200)
Race State	Finished



Thomas Farms RC Murray Bridge SA - Professional

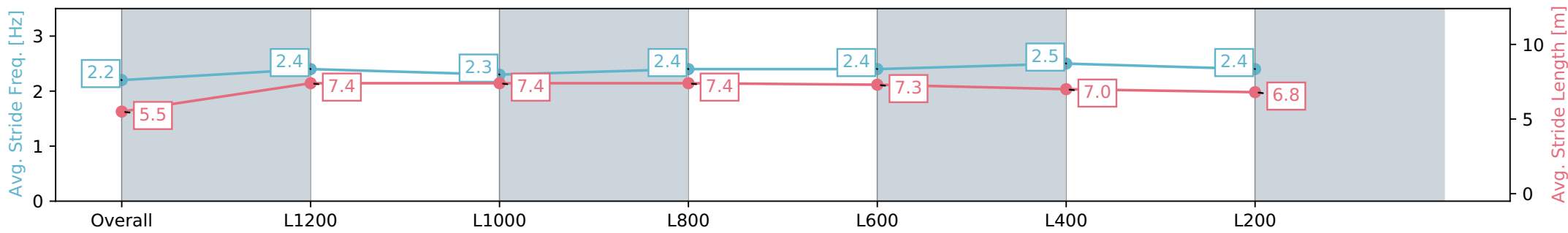
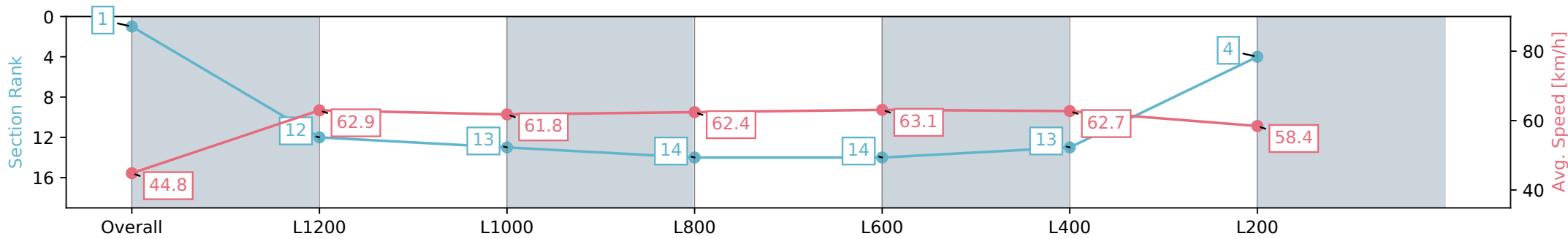
Race 9: Platinum Wool Rating 0 - 56 Handicap - 1400m

26 January 2024 - 5:23PM

Track Rating: Soft 6, Weather: Overcast, Rail Position: +9m 1000m-W/Post, +6m 1200 Chute, True Remainder



Section	Overall	L1200	L1000	L800	L600	L400	L200
Section Times	1:26.60 [1] (0:16.08)	1:10.52 [12] (0:11.42)	0:59.10 [13] (0:11.75)	0:47.35 [14] (0:11.81)	0:35.54 [14] (0:11.74)	0:23.80 [13] (0:11.47)	0:12.33 [4] (0:12.33)
Average Speed [km/h]	44.8	62.9	61.8	62.4	63.1	62.7	58.4
Top Speed [km/h]	62.6	64.4	63.0	63.8	64.0	63.7	61.5
Avg. Dist. to Rail [m]	10.2	2.6	1.9	4.5	7.3	14.1	12.8
Avg. Stride Freq. [Hz]	2.2	2.4	2.3	2.4	2.4	2.5	2.4
Avg. Stride Length [m]	5.5	7.4	7.4	7.4	7.3	7.0	6.8



- [ ] Ranking at each section and finish
- :-:- No data available at this section
- NA No data available

Horse/Jockey Name	VERZENAY
Finish Rank	2
Fastest Section Time (Section)	0:11.27 (L1200)
Top Speed [km/h] (Section)	64.6 (L1200)
Race State	Finished



Thomas Farms RC Murray Bridge SA - Professional

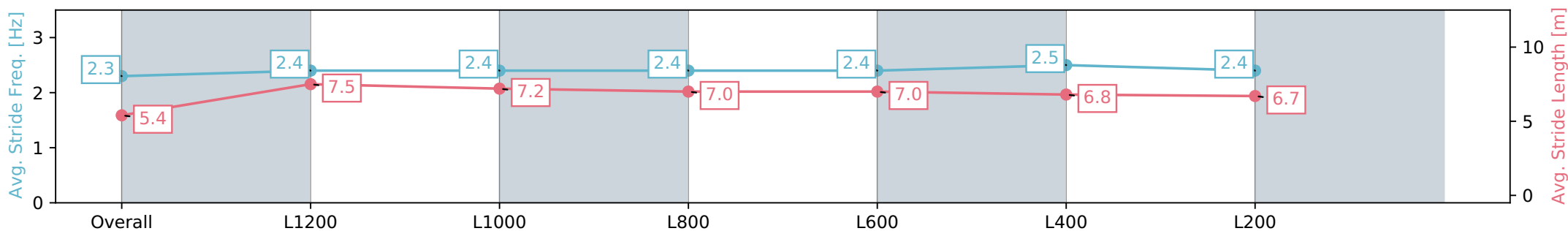
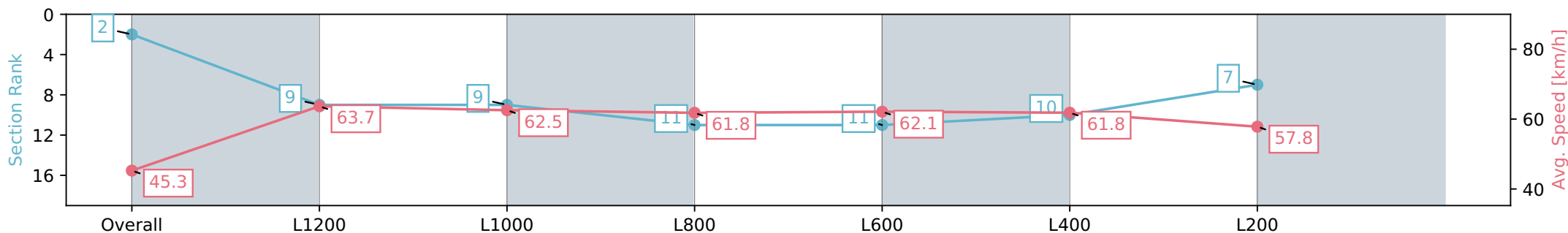
Race 9: Platinum Wool Rating 0 - 56 Handicap - 1400m

26 January 2024 - 5:23PM

Track Rating: Soft 6, Weather: Overcast, Rail Position: +9m 1000m-W/Post, +6m 1200 Chute, True Remainder



Section	Overall	L1200	L1000	L800	L600	L400	L200
Section Times	1:26.82 [2] (0:15.94)	1:10.88 [9] (0:11.27)	0:59.61 [9] (0:11.56)	0:48.05 [11] (0:12.01)	0:36.04 [11] (0:11.93)	0:24.11 [10] (0:11.65)	0:12.46 [7] (0:12.46)
Average Speed [km/h]	45.3	63.7	62.5	61.8	62.1	61.8	57.8
Top Speed [km/h]	63.6	64.6	63.2	62.9	63.2	63.2	61.4
Avg. Dist. to Rail [m]	9.1	2.8	2.1	5.5	7.4	14.3	14.5
Avg. Stride Freq. [Hz]	2.3	2.4	2.4	2.4	2.4	2.5	2.4
Avg. Stride Length [m]	5.4	7.5	7.2	7.0	7.0	6.8	6.7



- [ ] Ranking at each section and finish
- :-:- No data available at this section
- NA No data available

Horse/Jockey Name	FINAL CHANCE
Finish Rank	3
Fastest Section Time (Section)	0:11.16 (L1200)
Top Speed [km/h] (Section)	65.0 (L1200)
Race State	Finished



Thomas Farms RC Murray Bridge SA - Professional

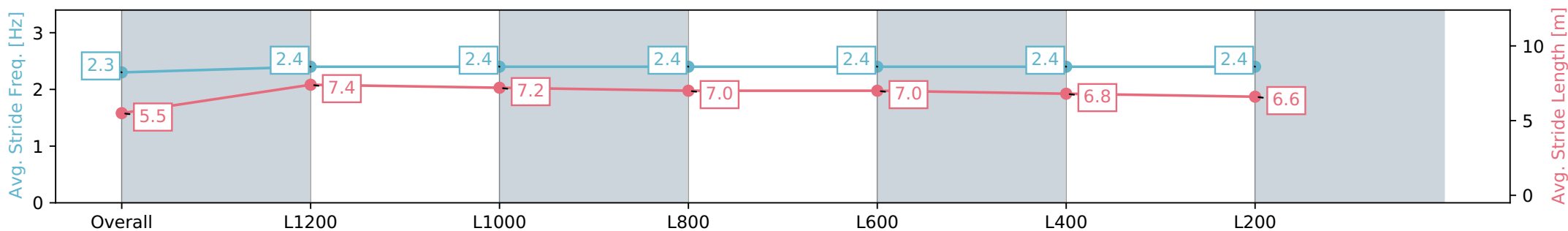
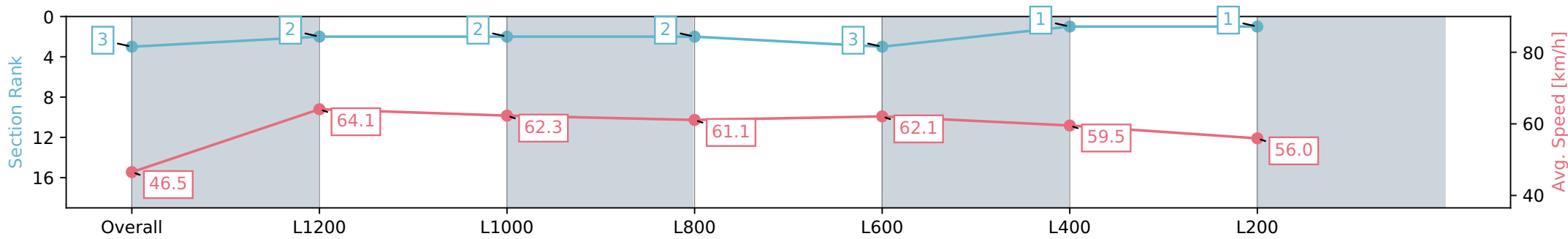
Race 9: Platinum Wool Rating 0 - 56 Handicap - 1400m

26 January 2024 - 5:23PM

Track Rating: Soft 6, Weather: Overcast, Rail Position: +9m 1000m-W/Post, +6m 1200 Chute, True Remainder



Section	Overall	L1200	L1000	L800	L600	L400	L200
Section Times	1:26.93 [3] (0:15.48)	1:11.45 [2] (0:11.16)	1:00.28 [2] (0:11.55)	0:48.74 [2] (0:11.98)	0:36.76 [3] (0:11.82)	0:24.94 [1] (0:12.09)	0:12.85 [1] (0:12.85)
Average Speed [km/h]	46.5	64.1	62.3	61.1	62.1	59.5	56.0
Top Speed [km/h]	64.1	65.0	63.1	61.8	63.2	62.3	58.3
Avg. Dist. to Rail [m]	5.5	2.3	2.2	3.5	4.5	8.7	9.6
Avg. Stride Freq. [Hz]	2.3	2.4	2.4	2.4	2.4	2.4	2.4
Avg. Stride Length [m]	5.5	7.4	7.2	7.0	7.0	6.8	6.6



- [ ] Ranking at each section and finish
- :-:- No data available at this section
- NA No data available

Horse/Jockey Name	OFF THE CUFF
Finish Rank	4
Fastest Section Time (Section)	0:11.12 (L1200)
Top Speed [km/h] (Section)	64.9 (L1200)
Race State	Finished



Thomas Farms RC Murray Bridge SA - Professional

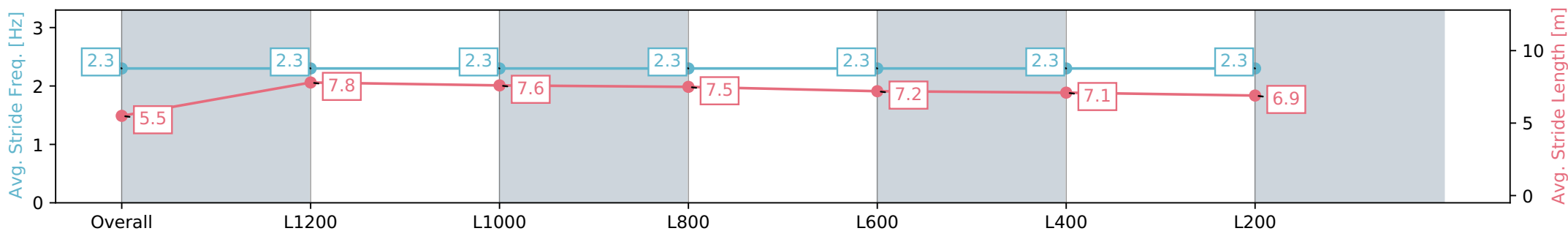
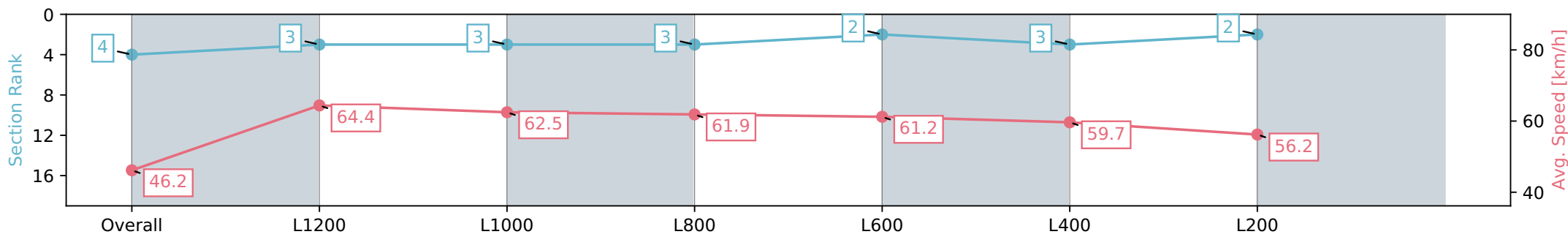
Race 9: Platinum Wool Rating 0 - 56 Handicap - 1400m

26 January 2024 - 5:23PM

Track Rating: Soft 6, Weather: Overcast, Rail Position: +9m 1000m-W/Post, +6m 1200 Chute, True Remainder



Section	Overall	L1200	L1000	L800	L600	L400	L200
Section Times	1:27.02 [4] (0:15.61)	1:11.41 [3] (0:11.12)	1:00.28 [3] (0:11.54)	0:48.75 [3] (0:11.87)	0:36.88 [2] (0:12.01)	0:24.87 [3] (0:12.07)	0:12.80 [2] (0:12.80)
Average Speed [km/h]	46.2	64.4	62.5	61.9	61.2	59.7	56.2
Top Speed [km/h]	63.7	64.9	63.6	62.2	62.1	61.5	58.0
Avg. Dist. to Rail [m]	7.2	2.5	1.9	3.8	5.0	9.6	10.1
Avg. Stride Freq. [Hz]	2.3	2.3	2.3	2.3	2.3	2.3	2.3
Avg. Stride Length [m]	5.5	7.8	7.6	7.5	7.2	7.1	6.9



- [ ] Ranking at each section and finish
- :-:- No data available at this section
- NA No data available



Horse/Jockey Name	LADY DE LUNE
Finish Rank	5
Fastest Section Time (Section)	0:11.37 (L1200)
Top Speed [km/h] (Section)	64.0 (L1200)
Race State	Finished



Thomas Farms RC Murray Bridge SA - Professional

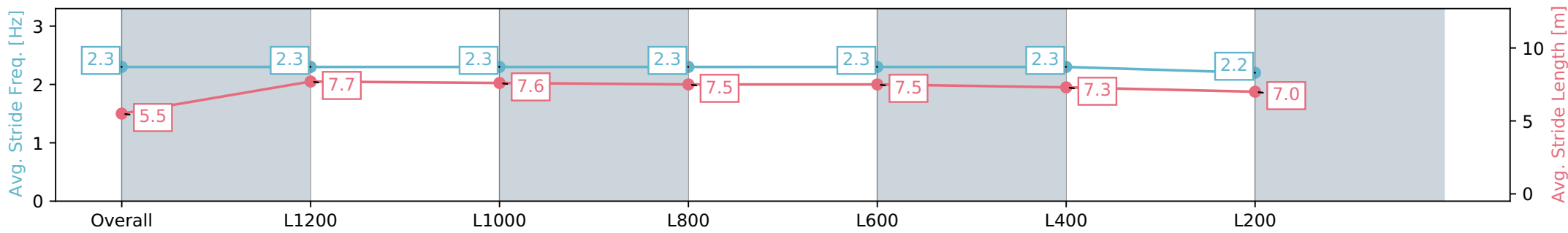
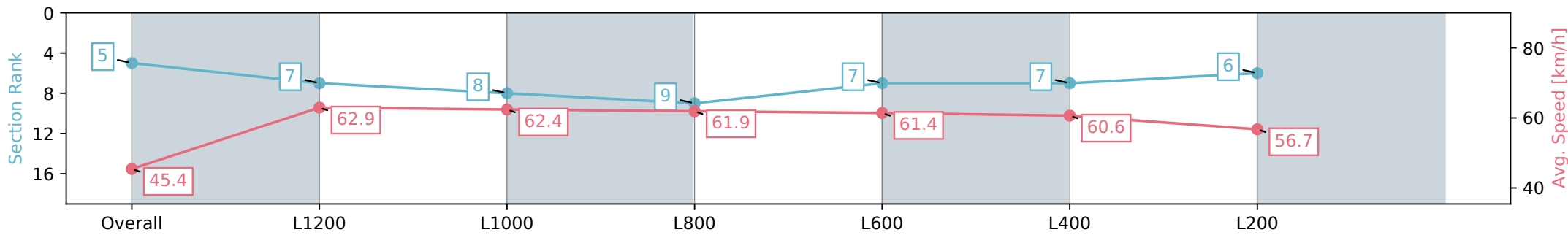
Race 9: Platinum Wool Rating 0 - 56 Handicap - 1400m

26 January 2024 - 5:23PM

Track Rating: Soft 6, Weather: Overcast, Rail Position: +9m 1000m-W/Post, +6m 1200 Chute, True Remainder



Section	Overall	L1200	L1000	L800	L600	L400	L200
Section Times	1:27.02 [5] (0:15.84)	1:11.18 [7] (0:11.37)	0:59.81 [8] (0:11.52)	0:48.28 [9] (0:11.79)	0:36.50 [7] (0:11.93)	0:24.56 [7] (0:11.87)	0:12.70 [6] (0:12.70)
Average Speed [km/h]	45.4	62.9	62.4	61.9	61.4	60.6	56.7
Top Speed [km/h]	62.2	64.0	63.5	63.0	62.5	62.4	58.5
Avg. Dist. to Rail [m]	5.2	2.5	1.7	2.8	4.6	8.2	7.3
Avg. Stride Freq. [Hz]	2.3	2.3	2.3	2.3	2.3	2.3	2.2
Avg. Stride Length [m]	5.5	7.7	7.6	7.5	7.5	7.3	7.0



- [ ] Ranking at each section and finish
- :-:- No data available at this section
- NA No data available

Horse/Jockey Name	RUE BUNGAN
Finish Rank	6
Fastest Section Time (Section)	0:11.41 (L1200)
Top Speed [km/h] (Section)	63.6 (L1200)
Race State	Finished



Thomas Farms RC Murray Bridge SA - Professional

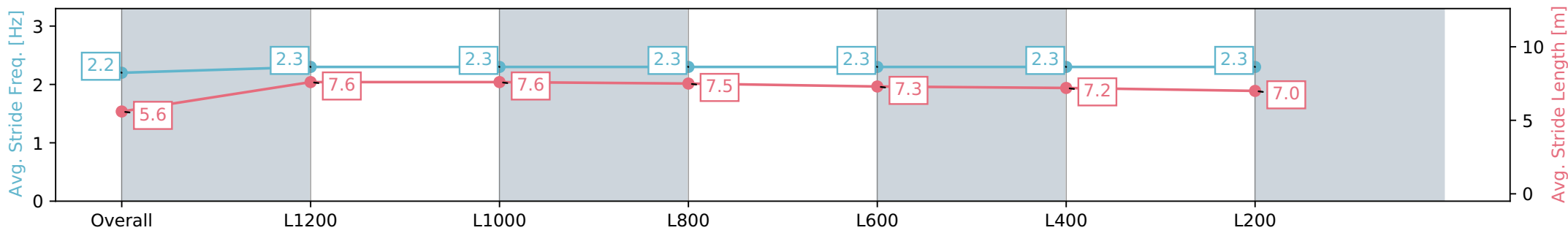
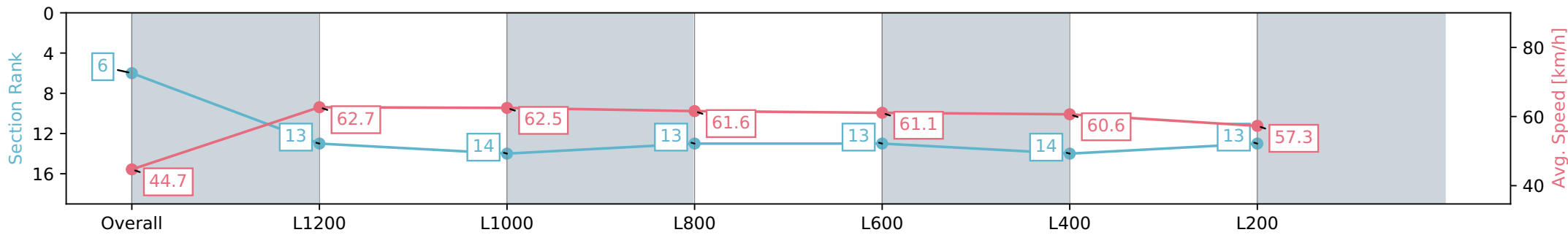
Race 9: Platinum Wool Rating 0 - 56 Handicap - 1400m

26 January 2024 - 5:23PM

Track Rating: Soft 6, Weather: Overcast, Rail Position: +9m 1000m-W/Post, +6m 1200 Chute, True Remainder



Section	Overall	L1200	L1000	L800	L600	L400	L200
Section Times	1:27.28 [6] (0:16.14)	1:11.15 [13] (0:11.41)	0:59.74 [14] (0:11.47)	0:48.27 [13] (0:11.84)	0:36.43 [13] (0:12.00)	0:24.43 [14] (0:11.87)	0:12.56 [13] (0:12.56)
Average Speed [km/h]	44.7	62.7	62.5	61.6	61.1	60.6	57.3
Top Speed [km/h]	63.0	63.6	63.4	62.2	62.1	62.3	59.6
Avg. Dist. to Rail [m]	6.8	2.6	1.8	2.3	4.9	8.7	8.3
Avg. Stride Freq. [Hz]	2.2	2.3	2.3	2.3	2.3	2.3	2.3
Avg. Stride Length [m]	5.6	7.6	7.6	7.5	7.3	7.2	7.0



- [ ] Ranking at each section and finish
- :-:- No data available at this section
- NA No data available

Horse/Jockey Name	OFCOURSE I WILL
Finish Rank	7
Fastest Section Time (Section)	0:11.15 (L1200)
Top Speed [km/h] (Section)	65.2 (L1200)
Race State	Finished



Thomas Farms RC Murray Bridge SA - Professional

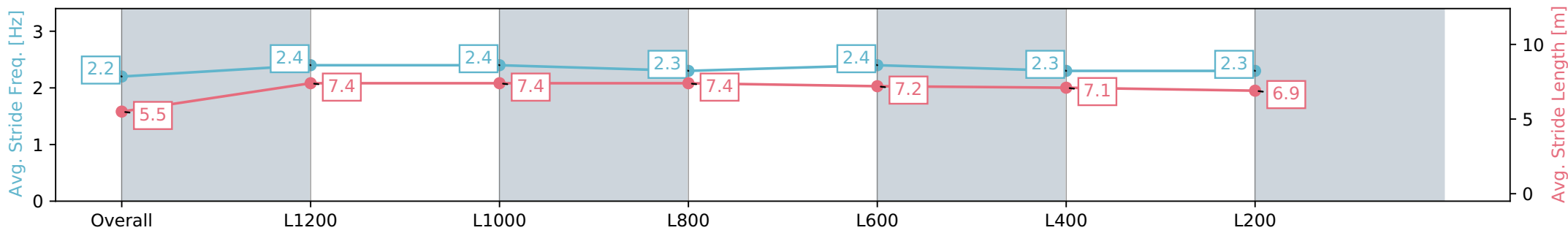
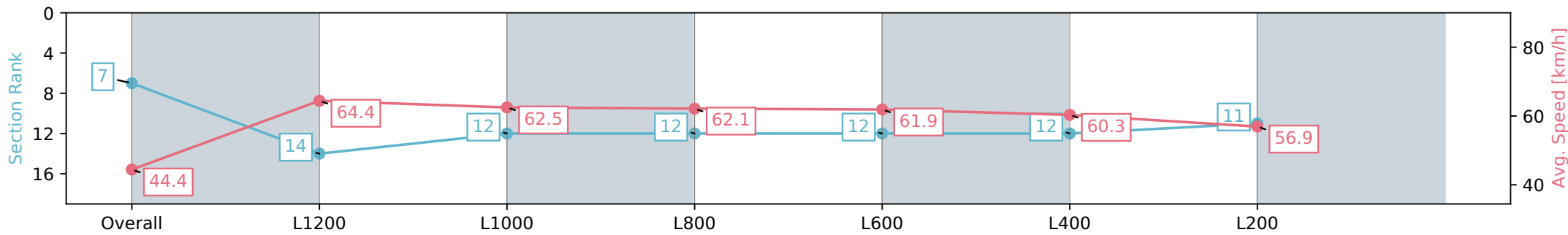
Race 9: Platinum Wool Rating 0 - 56 Handicap - 1400m

26 January 2024 - 5:23PM

Track Rating: Soft 6, Weather: Overcast, Rail Position: +9m 1000m-W/Post, +6m 1200 Chute, True Remainder



Section	Overall	L1200	L1000	L800	L600	L400	L200
Section Times	1:27.33 [7] (0:16.21)	1:11.12 [14] (0:11.15)	0:59.97 [12] (0:11.57)	0:48.39 [12] (0:11.85)	0:36.54 [12] (0:11.94)	0:24.60 [12] (0:11.93)	0:12.67 [11] (0:12.67)
Average Speed [km/h]	44.4	64.4	62.5	62.1	61.9	60.3	56.9
Top Speed [km/h]	63.9	65.2	63.2	63.3	62.7	61.8	60.1
Avg. Dist. to Rail [m]	10.4	2.5	2.3	4.8	6.4	15.3	16.7
Avg. Stride Freq. [Hz]	2.2	2.4	2.4	2.3	2.4	2.3	2.3
Avg. Stride Length [m]	5.5	7.4	7.4	7.4	7.2	7.1	6.9



- [ ] Ranking at each section and finish
- :-:- No data available at this section
- NA No data available

Horse/Jockey Name	VALLEY RATTLER
Finish Rank	8
Fastest Section Time (Section)	0:11.10 (L1200)
Top Speed [km/h] (Section)	65.9 (L1200)
Race State	Finished



Thomas Farms RC Murray Bridge SA - Professional

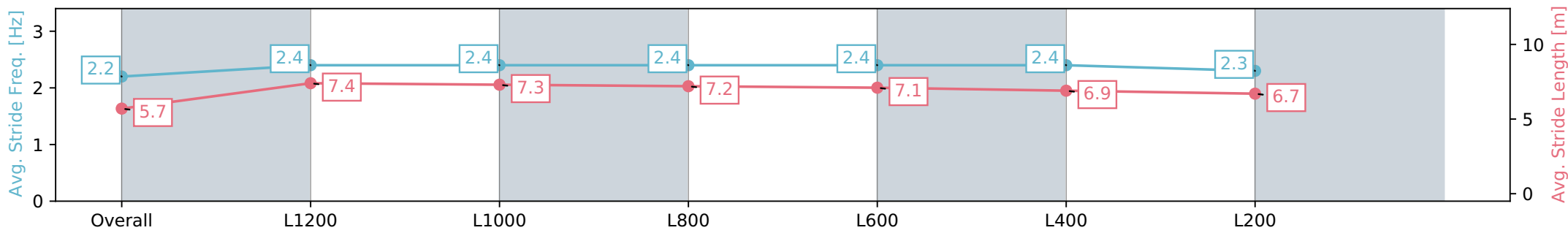
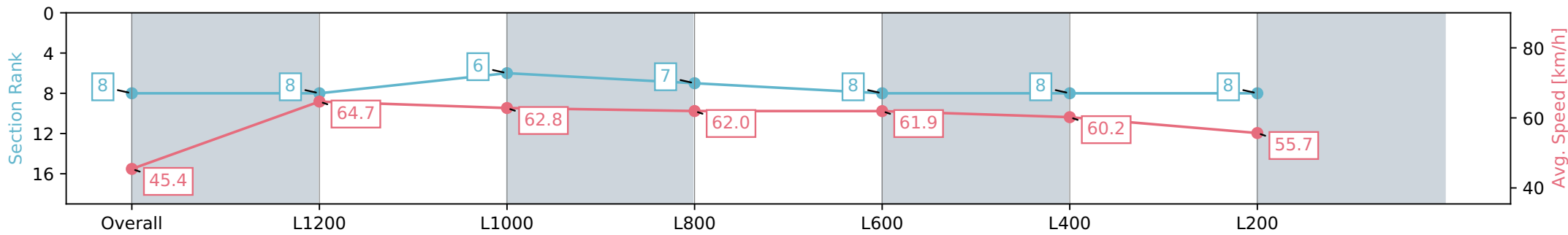
Race 9: Platinum Wool Rating 0 - 56 Handicap - 1400m

26 January 2024 - 5:23PM

Track Rating: Soft 6, Weather: Overcast, Rail Position: +9m 1000m-W/Post, +6m 1200 Chute, True Remainder



Section	Overall	L1200	L1000	L800	L600	L400	L200
Section Times	1:27.39 [8] (0:15.86)	1:11.53 [8] (0:11.10)	1:00.43 [6] (0:11.56)	0:48.86 [7] (0:12.01)	0:36.85 [8] (0:11.94)	0:24.91 [8] (0:11.98)	0:12.93 [8] (0:12.93)
Average Speed [km/h]	45.4	64.7	62.8	62.0	61.9	60.2	55.7
Top Speed [km/h]	64.3	65.9	64.4	64.3	63.8	62.5	58.0
Avg. Dist. to Rail [m]	12.4	4.0	2.5	6.6	7.0	13.2	13.9
Avg. Stride Freq. [Hz]	2.2	2.4	2.4	2.4	2.4	2.4	2.3
Avg. Stride Length [m]	5.7	7.4	7.3	7.2	7.1	6.9	6.7



- [ ] Ranking at each section and finish
- :-:- No data available at this section
- NA No data available

Horse/Jockey Name	ELEGANT POETESS
Finish Rank	9
Fastest Section Time (Section)	0:11.48 (L1000)
Top Speed [km/h] (Section)	63.6 (L1000)
Race State	Finished



Thomas Farms RC Murray Bridge SA - Professional

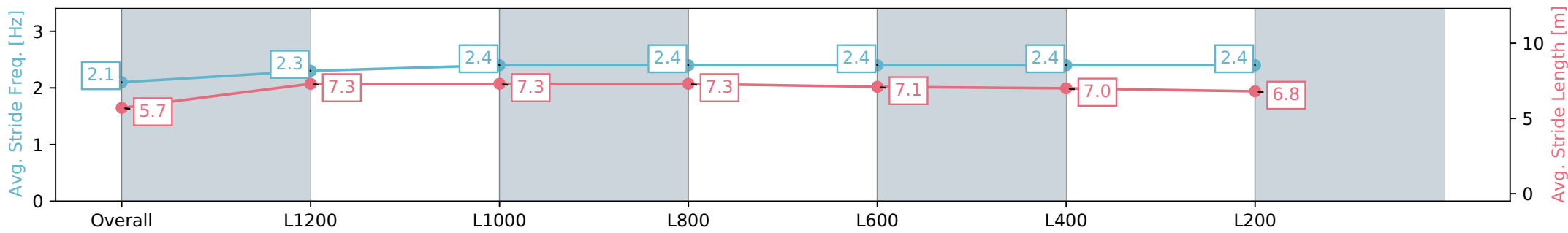
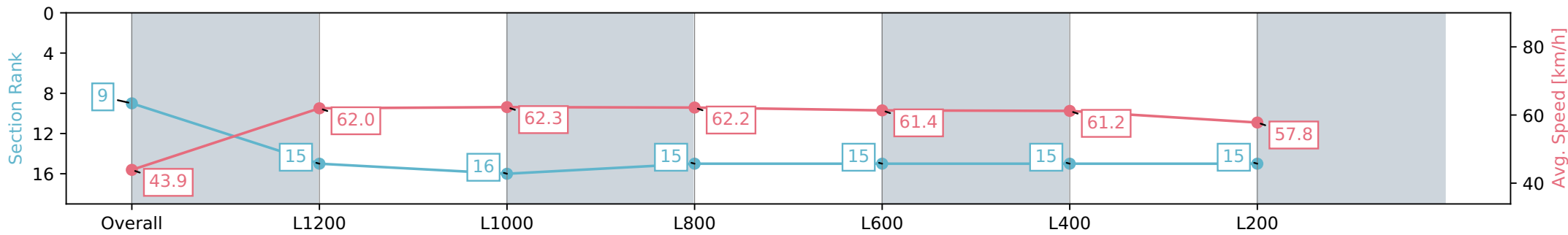
Race 9: Platinum Wool Rating 0 - 56 Handicap - 1400m

26 January 2024 - 5:23PM

Track Rating: Soft 6, Weather: Overcast, Rail Position: +9m 1000m-W/Post, +6m 1200 Chute, True Remainder



Section	Overall	L1200	L1000	L800	L600	L400	L200
Section Times	1:27.41 [9] (0:16.46)	1:10.95 [15] (0:11.55)	0:59.40 [16] (0:11.48)	0:47.92 [15] (0:11.71)	0:36.21 [15] (0:11.98)	0:24.23 [15] (0:11.77)	0:12.46 [15] (0:12.46)
Average Speed [km/h]	43.9	62.0	62.3	62.2	61.4	61.2	57.8
Top Speed [km/h]	62.4	63.2	63.6	63.3	62.4	62.9	60.0
Avg. Dist. to Rail [m]	11.8	2.4	1.7	2.1	5.7	12.5	12.6
Avg. Stride Freq. [Hz]	2.1	2.3	2.4	2.4	2.4	2.4	2.4
Avg. Stride Length [m]	5.7	7.3	7.3	7.3	7.1	7.0	6.8



- [ ] Ranking at each section and finish
- :-:- No data available at this section
- NA No data available

Horse/Jockey Name	ICE GHOST
Finish Rank	10
Fastest Section Time (Section)	0:11.19 (L1200)
Top Speed [km/h] (Section)	64.5 (L1200)
Race State	Finished



Thomas Farms RC Murray Bridge SA - Professional

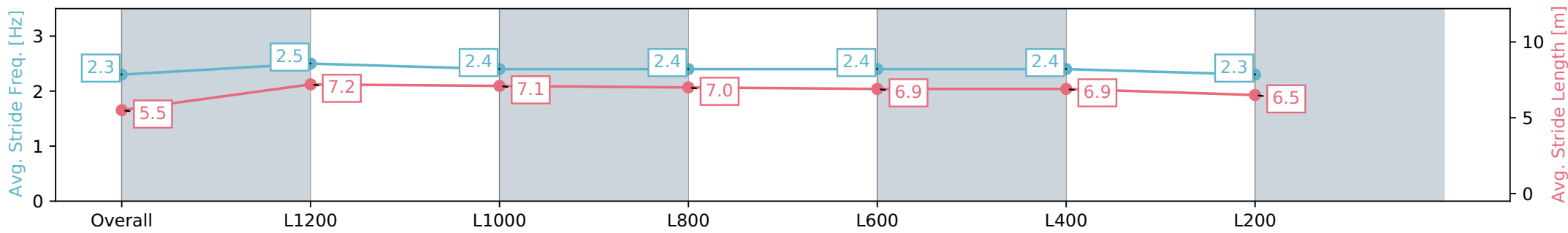
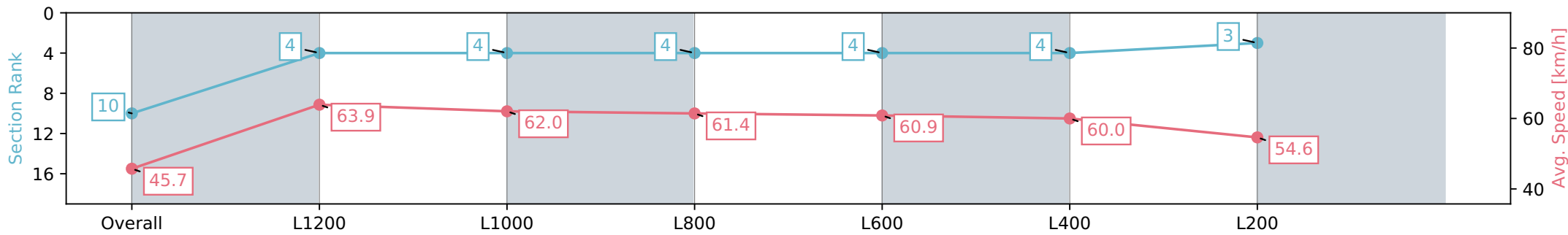
Race 9: Platinum Wool Rating 0 - 56 Handicap - 1400m

26 January 2024 - 5:23PM

Track Rating: Soft 6, Weather: Overcast, Rail Position: +9m 1000m-W/Post, +6m 1200 Chute, True Remainder



Section	Overall	L1200	L1000	L800	L600	L400	L200
Section Times	1:27.44 [10] (0:15.74)	1:11.70 [4] (0:11.19)	1:00.51 [4] (0:11.51)	0:49.00 [4] (0:11.87)	0:37.13 [4] (0:11.95)	0:25.18 [4] (0:12.00)	0:13.18 [3] (0:13.18)
Average Speed [km/h]	45.7	63.9	62.0	61.4	60.9	60.0	54.6
Top Speed [km/h]	63.9	64.5	63.3	63.0	61.7	61.8	57.7
Avg. Dist. to Rail [m]	3.2	2.5	2.1	2.5	2.8	6.2	4.2
Avg. Stride Freq. [Hz]	2.3	2.5	2.4	2.4	2.4	2.4	2.3
Avg. Stride Length [m]	5.5	7.2	7.1	7.0	6.9	6.9	6.5



- [ ] Ranking at each section and finish
- :-:- No data available at this section
- NA No data available

Horse/Jockey Name	SUNNY GREEN
Finish Rank	11
Fastest Section Time (Section)	0:11.32 (L1200)
Top Speed [km/h] (Section)	65.4 (L1200)
Race State	Finished



Thomas Farms RC Murray Bridge SA - Professional

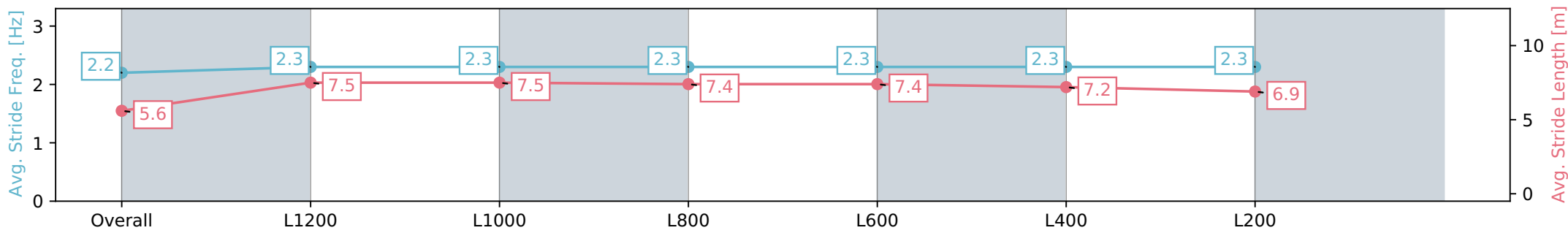
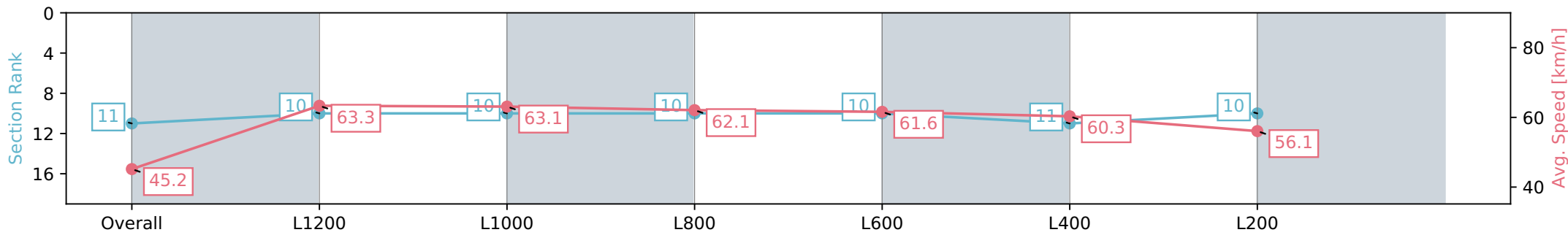
Race 9: Platinum Wool Rating 0 - 56 Handicap - 1400m

26 January 2024 - 5:23PM

Track Rating: Soft 6, Weather: Overcast, Rail Position: +9m 1000m-W/Post, +6m 1200 Chute, True Remainder



Section	Overall	L1200	L1000	L800	L600	L400	L200
Section Times	1:27.49 [11] (0:15.97)	1:11.52 [10] (0:11.32)	1:00.20 [10] (0:11.48)	0:48.72 [10] (0:11.92)	0:36.80 [10] (0:12.03)	0:24.77 [11] (0:11.93)	0:12.84 [10] (0:12.84)
Average Speed [km/h]	45.2	63.3	63.1	62.1	61.6	60.3	56.1
Top Speed [km/h]	62.0	65.4	64.5	63.2	62.2	61.6	58.4
Avg. Dist. to Rail [m]	7.8	2.4	2.3	5.4	7.1	13.4	14.1
Avg. Stride Freq. [Hz]	2.2	2.3	2.3	2.3	2.3	2.3	2.3
Avg. Stride Length [m]	5.6	7.5	7.5	7.4	7.4	7.2	6.9



- [ ] Ranking at each section and finish
- :-:- No data available at this section
- NA No data available

Horse/Jockey Name	GRUELLING
Finish Rank	12
Fastest Section Time (Section)	0:11.11 (L1200)
Top Speed [km/h] (Section)	64.7 (L1200)
Race State	Finished



Thomas Farms RC Murray Bridge SA - Professional

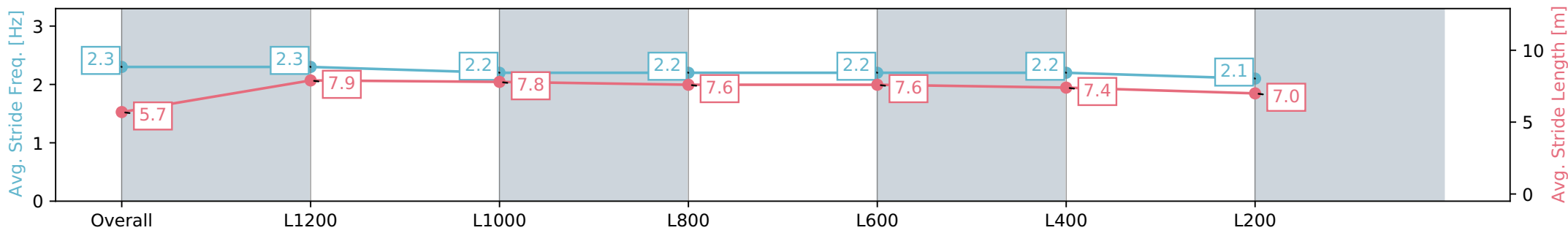
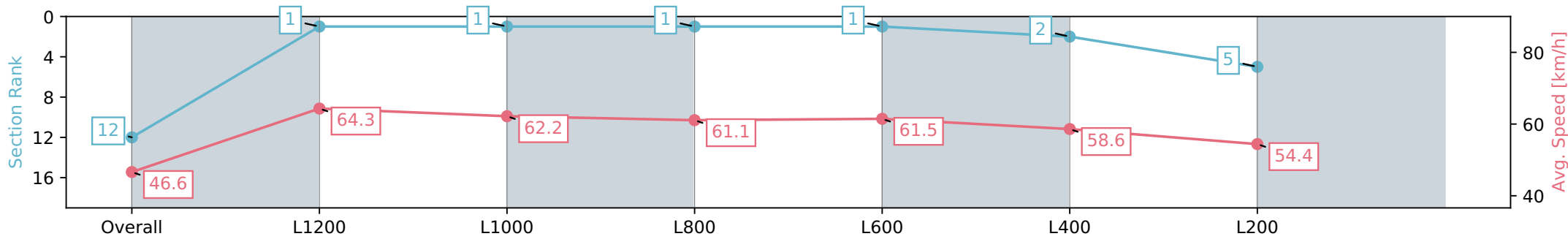
Race 9: Platinum Wool Rating 0 - 56 Handicap - 1400m

26 January 2024 - 5:23PM

Track Rating: Soft 6, Weather: Overcast, Rail Position: +9m 1000m-W/Post, +6m 1200 Chute, True Remainder



Section	Overall	L1200	L1000	L800	L600	L400	L200
Section Times	1:27.51 [12] (0:15.43)	1:12.08 [1] (0:11.11)	1:00.97 [1] (0:11.48)	0:49.49 [1] (0:12.01)	0:37.48 [1] (0:11.98)	0:25.50 [2] (0:12.26)	0:13.24 [5] (0:13.24)
Average Speed [km/h]	46.6	64.3	62.2	61.1	61.5	58.6	54.4
Top Speed [km/h]	64.0	64.7	63.9	62.0	62.2	60.9	56.4
Avg. Dist. to Rail [m]	4.0	3.1	2.6	3.9	5.3	8.6	7.3
Avg. Stride Freq. [Hz]	2.3	2.3	2.2	2.2	2.2	2.2	2.1
Avg. Stride Length [m]	5.7	7.9	7.8	7.6	7.6	7.4	7.0



- [ ] Ranking at each section and finish
- :-:- No data available at this section
- NA No data available



Horse/Jockey Name	NOT A SINGLE BID
Finish Rank	13
Fastest Section Time (Section)	0:11.17 (L1200)
Top Speed [km/h] (Section)	64.9 (L1200)
Race State	Finished



Thomas Farms RC Murray Bridge SA - Professional

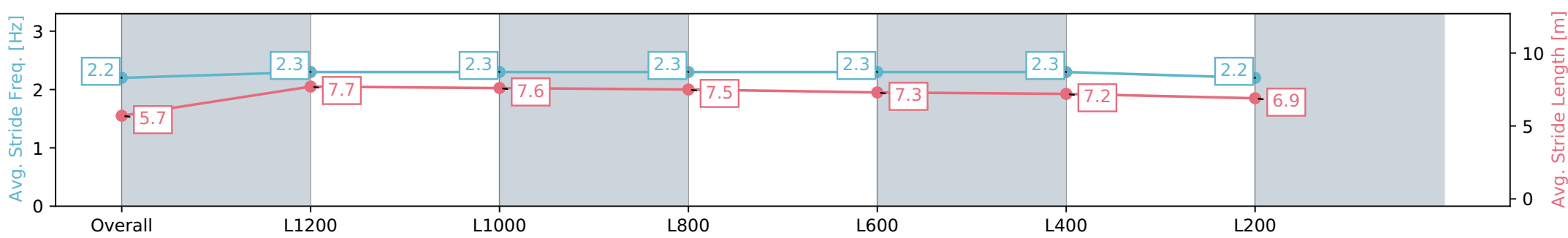
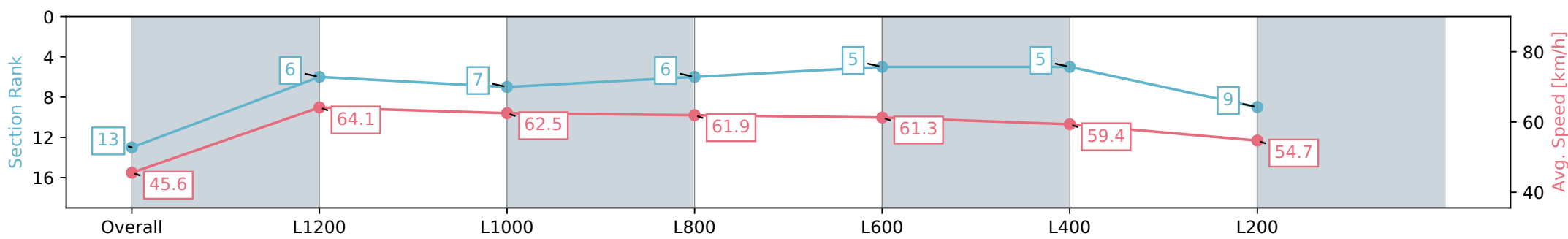
Race 9: Platinum Wool Rating 0 - 56 Handicap - 1400m

26 January 2024 - 5:23PM

Track Rating: Soft 6, Weather: Overcast, Rail Position: +9m 1000m-W/Post, +6m 1200 Chute, True Remainder



Section	Overall	L1200	L1000	L800	L600	L400	L200
Section Times	1:27.71 [13] (0:15.80)	1:11.91 [6] (0:11.17)	1:00.74 [7] (0:11.55)	0:49.19 [6] (0:11.86)	0:37.33 [5] (0:12.01)	0:25.32 [5] (0:12.14)	0:13.18 [9] (0:13.18)
Average Speed [km/h]	45.6	64.1	62.5	61.9	61.3	59.4	54.7
Top Speed [km/h]	63.7	64.9	63.4	62.5	61.9	61.3	56.8
Avg. Dist. to Rail [m]	6.6	2.7	1.9	4.2	5.9	11.4	11.6
Avg. Stride Freq. [Hz]	2.2	2.3	2.3	2.3	2.3	2.3	2.2
Avg. Stride Length [m]	5.7	7.7	7.6	7.5	7.3	7.2	6.9



- [ ] Ranking at each section and finish
- :-:- No data available at this section
- NA No data available

Horse/Jockey Name	GHOST DOCTOR
Finish Rank	14
Fastest Section Time (Section)	0:11.24 (L1200)
Top Speed [km/h] (Section)	64.6 (L1200)
Race State	Finished



Thomas Farms RC Murray Bridge SA - Professional

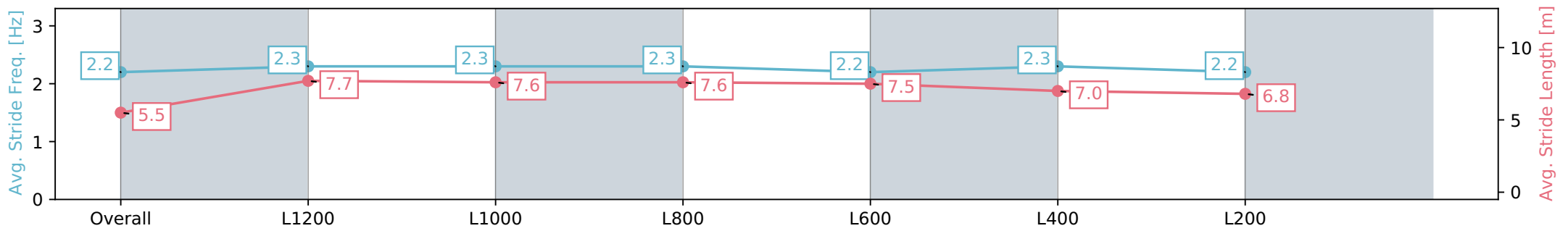
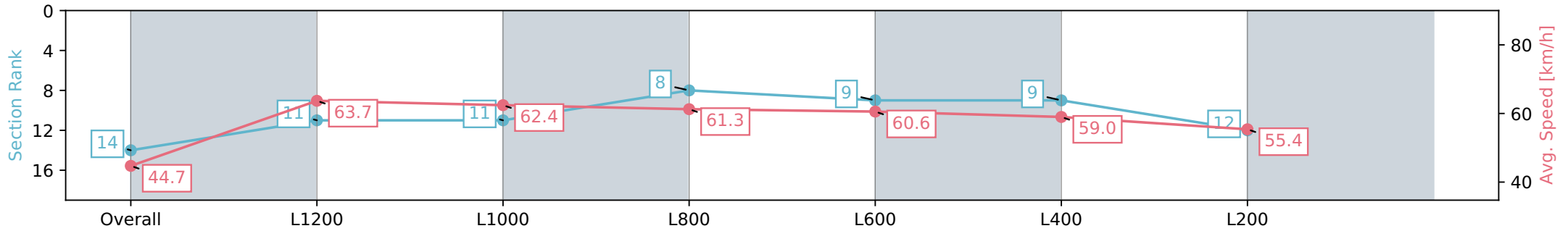
Race 9: Platinum Wool Rating 0 - 56 Handicap - 1400m

26 January 2024 - 5:23PM

Track Rating: Soft 6, Weather: Overcast, Rail Position: +9m 1000m-W/Post, +6m 1200 Chute, True Remainder



Section	Overall	L1200	L1000	L800	L600	L400	L200
Section Times	1:27.72 [14] (0:16.08)	1:11.64 [11] (0:11.24)	1:00.40 [11] (0:11.40)	0:49.00 [8] (0:11.82)	0:37.18 [9] (0:11.95)	0:25.23 [9] (0:12.22)	0:13.01 [12] (0:13.01)
Average Speed [km/h]	44.7	63.7	62.4	61.3	60.6	59.0	55.4
Top Speed [km/h]	62.5	64.6	63.6	62.0	61.7	61.6	57.4
Avg. Dist. to Rail [m]	4.6	2.7	2.2	1.0	1.8	3.2	3.7
Avg. Stride Freq. [Hz]	2.2	2.3	2.3	2.3	2.2	2.3	2.2
Avg. Stride Length [m]	5.5	7.7	7.6	7.6	7.5	7.0	6.8



Report Created: Fri 26 January 2024 18:15:46 GMT+11 (Note: Timing is based on positional data)

- [ ] Ranking at each section and finish
- :-:- No data available at this section
- NA No data available



Horse/Jockey Name	JIVE BABY
Finish Rank	15
Fastest Section Time (Section)	0:11.17 (L1200)
Top Speed [km/h] (Section)	64.5 (L1200)
Race State	Finished



Thomas Farms RC Murray Bridge SA - Professional

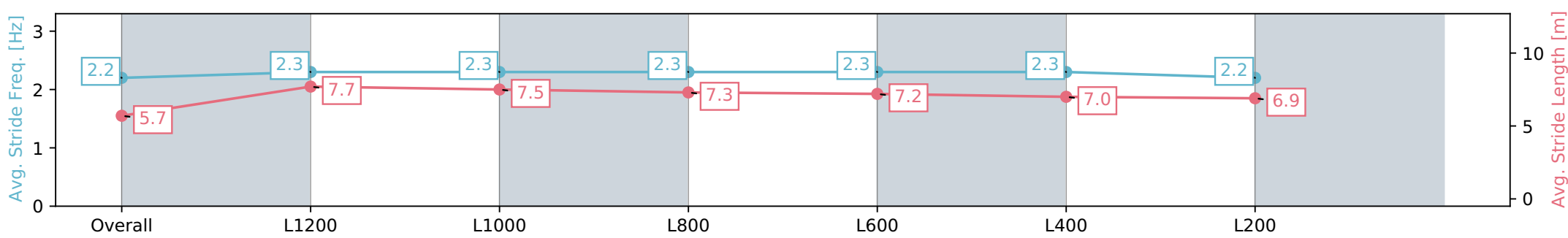
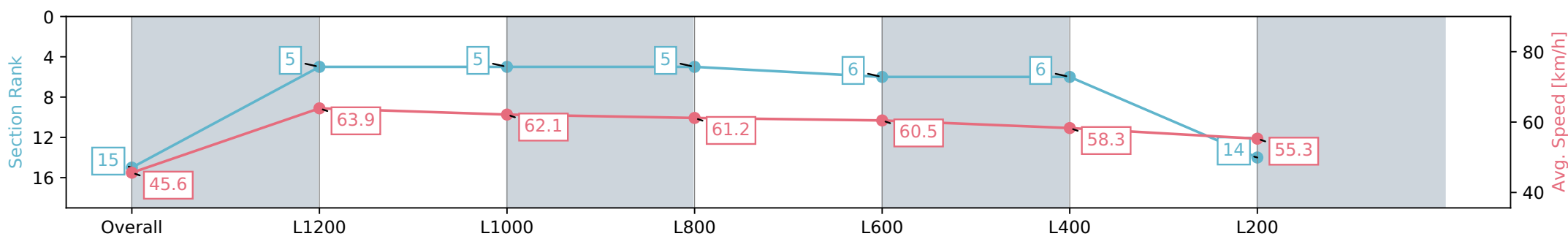
Race 9: Platinum Wool Rating 0 - 56 Handicap - 1400m

26 January 2024 - 5:23PM

Track Rating: Soft 6, Weather: Overcast, Rail Position: +9m 1000m-W/Post, +6m 1200 Chute, True Remainder



Section	Overall	L1200	L1000	L800	L600	L400	L200
Section Times	1:27.77 [15] (0:15.78)	1:11.99 [5] (0:11.17)	1:00.82 [5] (0:11.50)	0:49.32 [5] (0:11.95)	0:37.37 [6] (0:12.00)	0:25.37 [6] (0:12.35)	0:13.02 [14] (0:13.02)
Average Speed [km/h]	45.6	63.9	62.1	61.2	60.5	58.3	55.3
Top Speed [km/h]	64.0	64.5	62.9	62.2	60.9	60.8	57.5
Avg. Dist. to Rail [m]	3.5	3.1	2.3	2.6	2.2	5.2	7.2
Avg. Stride Freq. [Hz]	2.2	2.3	2.3	2.3	2.3	2.3	2.2
Avg. Stride Length [m]	5.7	7.7	7.5	7.3	7.2	7.0	6.9



- [ ] Ranking at each section and finish
- :-:- No data available at this section
- NA No data available

Horse/Jockey Name	REALITY CHECK
Finish Rank	16
Fastest Section Time (Section)	0:11.28 (L1200)
Top Speed [km/h] (Section)	64.0 (L1200)
Race State	Finished



Thomas Farms RC Murray Bridge SA - Professional

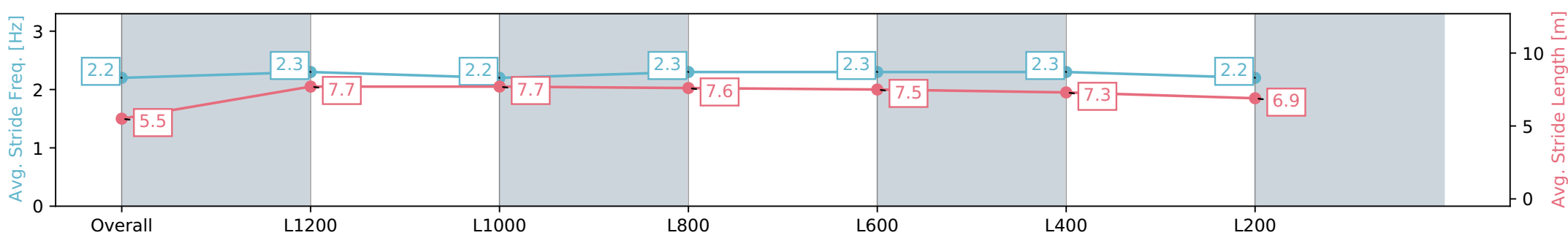
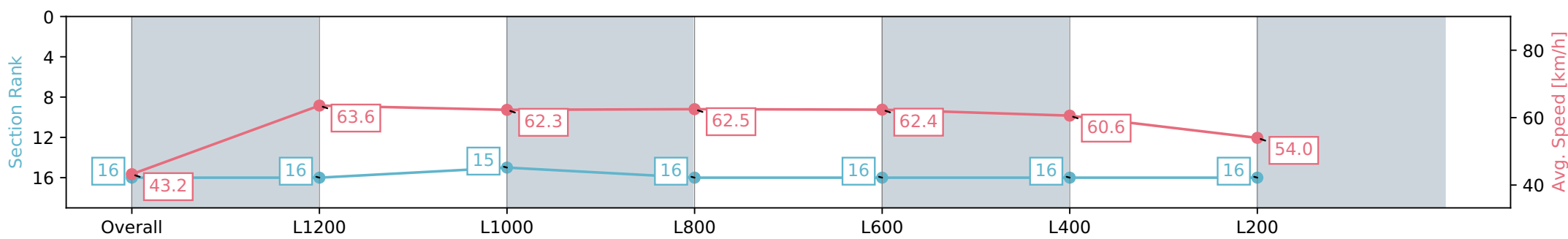
Race 9: Platinum Wool Rating 0 - 56 Handicap - 1400m

26 January 2024 - 5:23PM

Track Rating: Soft 6, Weather: Overcast, Rail Position: +9m 1000m-W/Post, +6m 1200 Chute, True Remainder



Section	Overall	L1200	L1000	L800	L600	L400	L200
Section Times	1:28.46 [16] (0:16.70)	1:11.76 [16] (0:11.28)	1:00.48 [15] (0:11.61)	0:48.87 [16] (0:11.78)	0:37.09 [16] (0:11.88)	0:25.21 [16] (0:11.89)	0:13.32 [16] (0:13.32)
Average Speed [km/h]	43.2	63.6	62.3	62.5	62.4	60.6	54.0
Top Speed [km/h]	63.3	64.0	63.2	63.3	63.3	62.3	58.8
Avg. Dist. to Rail [m]	10.5	2.5	1.7	4.4	7.6	13.8	13.7
Avg. Stride Freq. [Hz]	2.2	2.3	2.2	2.3	2.3	2.3	2.2
Avg. Stride Length [m]	5.5	7.7	7.7	7.6	7.5	7.3	6.9



[ ] Ranking at each section and finish  
 -:-:- No data available at this section  
 NA No data available