



RACING SA

Thomas Farms RC Murray Bridge SA
Race 8: SprayGro Liquid Fertilisers Benchmark 56 Handicap - 900m
26 January 2024 - 4:43PM



Track Rating: Soft 6, Weather: Overcast, Rail Position: +9m 1000m-W/Post, +6m 1200

Chute, True Remainder

Table with columns: Section, Field Times, Position, #, Horse/Jockey, Barrier, Top Speed [km/h], Fastest Section, First 400m, Overall, L800, L600, L400, L200, Margin, From Winner [m]. Contains 10 race entries with detailed timing and performance data.

Scratched: Hallstatt (#1), Willaston (#4), Storm Voyager (#12), Ladymeansbusiness (#14)

[ ] Position in running at each section and finish # Saddle cloth number
-:-:- No data available at this section ■ Background shading for fastest section
NA No data available



RACING SA

# Thomas Farms RC Murray Bridge SA Race 8: SprayGro Liquid Fertilisers Benchmark 56 Handicap - 900m

26 January 2024 - 4:43PM



Track Rating: Soft 6, Weather: Overcast, Rail Position: +9m 1000m-W/Post, +6m 1200

Chute, True Remainder

Section												Overall	L800	L600	L400	L200
Field Times												0:53.90 (0:08.56)	0:45.33 (0:10.52)	0:34.80 (0:11.02)	0:23.79 (0:11.60)	0:12.19 (0:12.19)
Position	#	Horse/Jockey	Barrier	Top Speed [km/h]	Fastest Section	First 400m							Margin	From Winner [m]		
11	5	<b>CHAMELEON CHOICE</b>	15	70.0	0:08.75	0:24.93	0:54.80	0:46.05 [5]	0:35.33 [5]	0:24.27 [6]	0:12.64 [12]		5.6L	+1		
		Jake Toeroek		600-400	800-600		(0:08.75)	(0:10.72)	(0:11.06)	(0:11.63)	(0:12.64)					
12	18	<b>VALHALLA FELLA</b>	4	68.7	0:08.99	0:25.14	0:55.18	0:46.19 [10]	0:35.43 [11]	0:24.47 [11]	0:12.82 [13]		8.0L	-1		
		Stacey Metcalfe		600-400	800-600		(0:08.99)	(0:10.76)	(0:10.96)	(0:11.65)	(0:12.82)					
13	7	<b>HALF A DRAM</b>	10	71.3	0:08.57	0:24.49	0:55.88	0:47.30 [2]	0:36.79 [1]	0:25.75 [2]	0:13.94 [6]		12.4L	+0		
		Jessica Eaton		600-400	800-600		(0:08.57)	(0:10.51)	(0:11.04)	(0:11.81)	(0:13.94)					
14	9	<b>GERRY'S DEAL</b>	17	70.1	0:08.79	0:25.05	0:56.93	0:48.14 [6]	0:37.35 [7]	0:26.26 [8]	0:14.22 [14]		19.1L	+5		
		Kayla Crowther		600-400	800-600		(0:08.79)	(0:10.79)	(0:11.09)	(0:12.04)	(0:14.22)					

Scratched: Hallstatt (#1), Willaston (#4), Storm Voyager (#12), Ladymeansbusiness (#14)

Report Created: Fri 26 January 2024 17:25:00 GMT+11 (Note: Timing is based on positional data)

- [ ] Position in running at each section and finish
- # Saddle cloth number
- :-:- No data available at this section
- Background shading for fastest section
- NA No data available

Horse/Jockey Name	RUNAWAY BELLE
Finish Rank	1
Fastest Section Time (Section)	0:08.92 (Overall)
Top Speed [km/h] (Section)	68.8 (L800)
Race State	Finished



Thomas Farms RC Murray Bridge SA - Professional

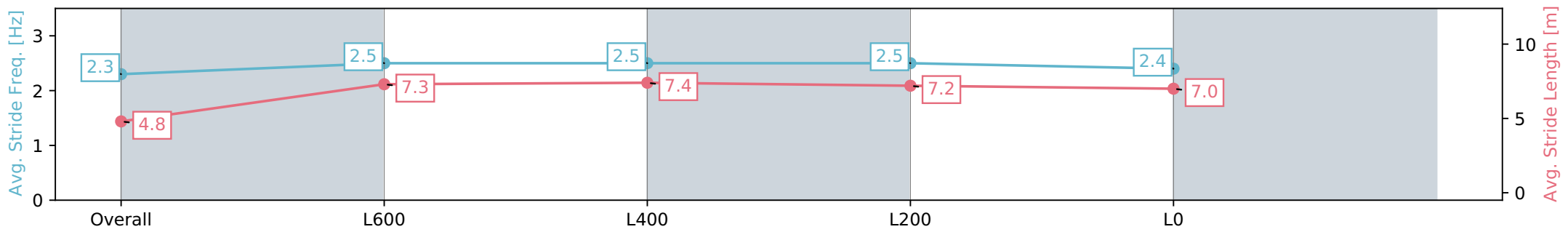
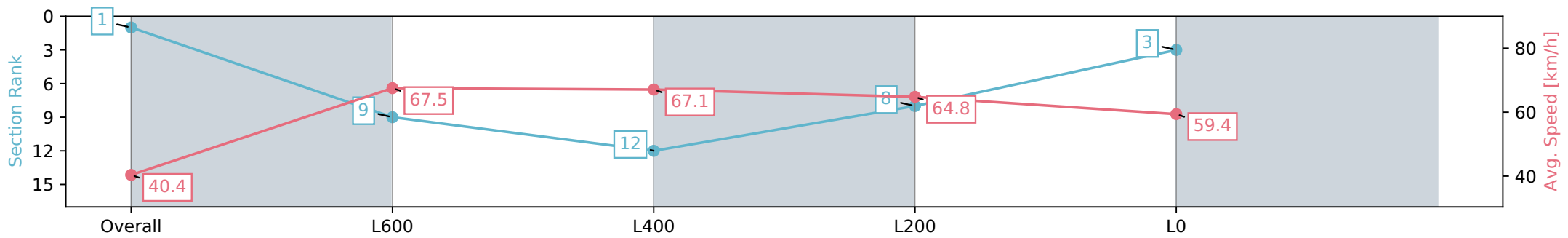
Race 8: SprayGro Liquid Fertilisers Benchmark 56 Handicap - 900m

26 January 2024 - 4:43PM

Track Rating: Soft 6, Weather: Overcast, Rail Position: +9m 1000m-W/Post, +6m 1200 Chute, True Remainder



Section	Overall	L800	L600	L400	L200
Section Times	0:53.90 [1] (0:08.92)	0:44.98 [9] (0:10.84)	0:34.14 [12] (0:10.91)	0:23.23 [8] (0:11.11)	0:12.12 [3] (0:12.12)
Average Speed [km/h]	40.4	67.5	67.1	64.8	59.4
Top Speed [km/h]	65.7	68.8	68.5	67.2	62.4
Avg. Dist. to Rail [m]	5.9	4.6	4.5	10.1	10.6
Avg. Stride Freq. [Hz]	2.3	2.5	2.5	2.5	2.4
Avg. Stride Length [m]	4.8	7.3	7.4	7.2	7.0



Report Created: Fri 26 January 2024 17:25:03 GMT+11 (Note: Timing is based on positional data)

- [ ] Ranking at each section and finish
- :-:- No data available at this section
- NA No data available

Horse/Jockey Name	EXPRESS MASTER
Finish Rank	2
Fastest Section Time (Section)	0:08.84 (Overall)
Top Speed [km/h] (Section)	70.1 (L600)
Race State	Finished



Thomas Farms RC Murray Bridge SA - Professional

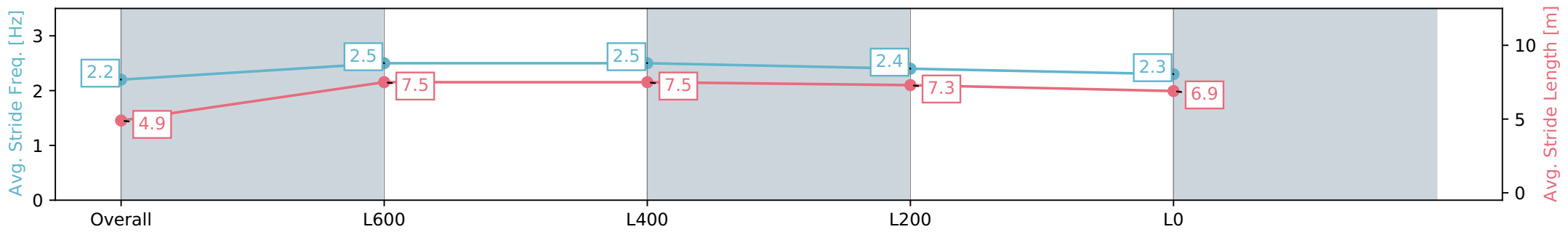
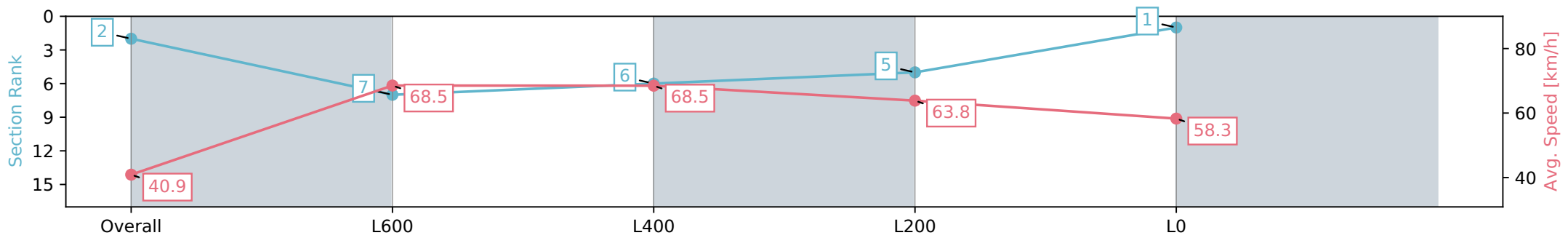
Race 8: SprayGro Liquid Fertilisers Benchmark 56 Handicap - 900m

26 January 2024 - 4:43PM

Track Rating: Soft 6, Weather: Overcast, Rail Position: +9m 1000m-W/Post, +6m 1200 Chute, True Remainder



Section	Overall	L800	L600	L400	L200
Section Times	0:54.05 [2] (0:08.84)	0:45.21 [7] (0:10.73)	0:34.48 [6] (0:10.85)	0:23.63 [5] (0:11.28)	0:12.34 [1] (0:12.34)
Average Speed [km/h]	40.9	68.5	68.5	63.8	58.3
Top Speed [km/h]	65.3	70.0	70.1	66.1	61.8
Avg. Dist. to Rail [m]	7.9	6.8	7.9	11.3	10.6
Avg. Stride Freq. [Hz]	2.2	2.5	2.5	2.4	2.3
Avg. Stride Length [m]	4.9	7.5	7.5	7.3	6.9



Report Created: Fri 26 January 2024 17:25:05 GMT+11 (Note: Timing is based on positional data)

- [ ] Ranking at each section and finish
- :-:- No data available at this section
- NA No data available

Horse/Jockey Name	HUNTLEY LADY
Finish Rank	3
Fastest Section Time (Section)	0:09.22 (Overall)
Top Speed [km/h] (Section)	69.1 (L600)
Race State	Finished



Thomas Farms RC Murray Bridge SA - Professional

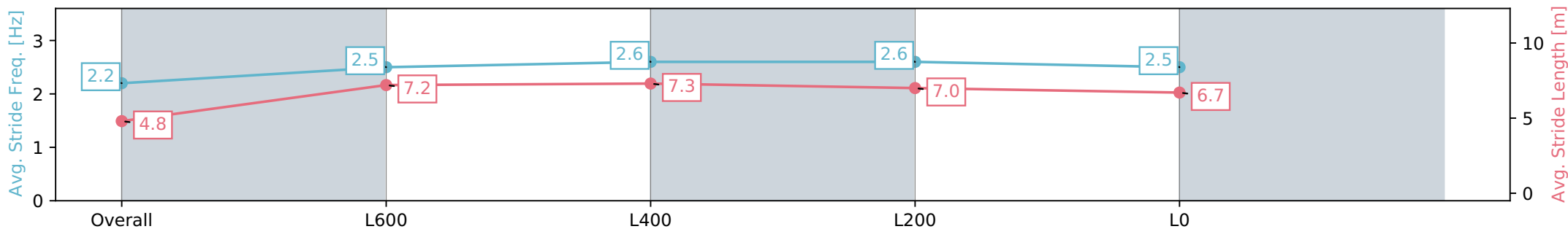
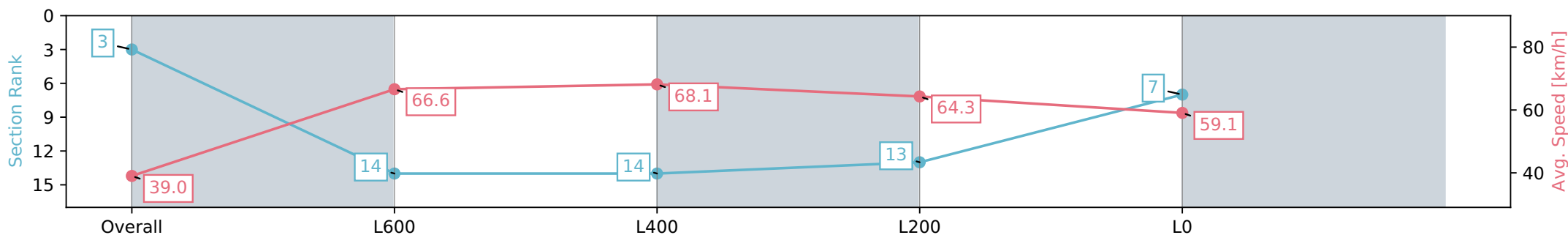
Race 8: SprayGro Liquid Fertilisers Benchmark 56 Handicap - 900m

26 January 2024 - 4:43PM

Track Rating: Soft 6, Weather: Overcast, Rail Position: +9m 1000m-W/Post, +6m 1200 Chute, True Remainder



Section	Overall	L800	L600	L400	L200
Section Times	0:54.14 [3] (0:09.22)	0:44.92 [14] (0:10.87)	0:34.05 [14] (0:10.65)	0:23.40 [13] (0:11.21)	0:12.19 [7] (0:12.19)
Average Speed [km/h]	39.0	66.6	68.1	64.3	59.1
Top Speed [km/h]	62.6	68.2	69.1	67.8	61.2
Avg. Dist. to Rail [m]	3.5	1.6	2.2	3.3	3.9
Avg. Stride Freq. [Hz]	2.2	2.5	2.6	2.6	2.5
Avg. Stride Length [m]	4.8	7.2	7.3	7.0	6.7



- [ ] Ranking at each section and finish
- :-:- No data available at this section
- NA No data available

Horse/Jockey Name	CATALINA BLUE
Finish Rank	4
Fastest Section Time (Section)	0:09.08 (Overall)
Top Speed [km/h] (Section)	69.9 (L800)
Race State	Finished



Thomas Farms RC Murray Bridge SA - Professional

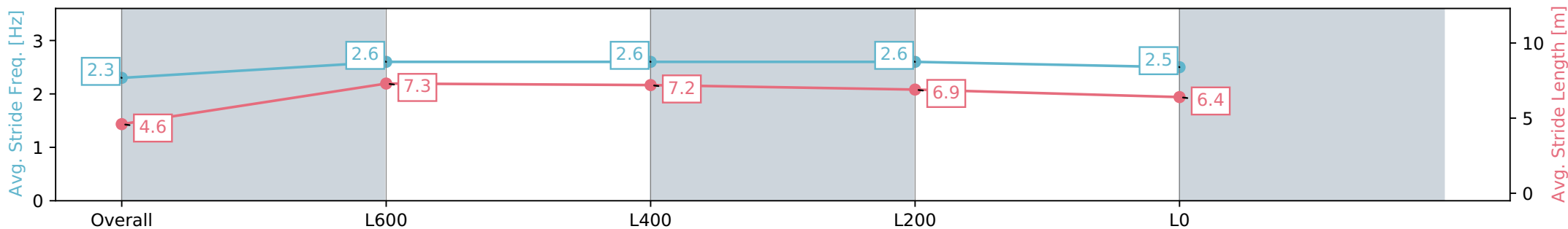
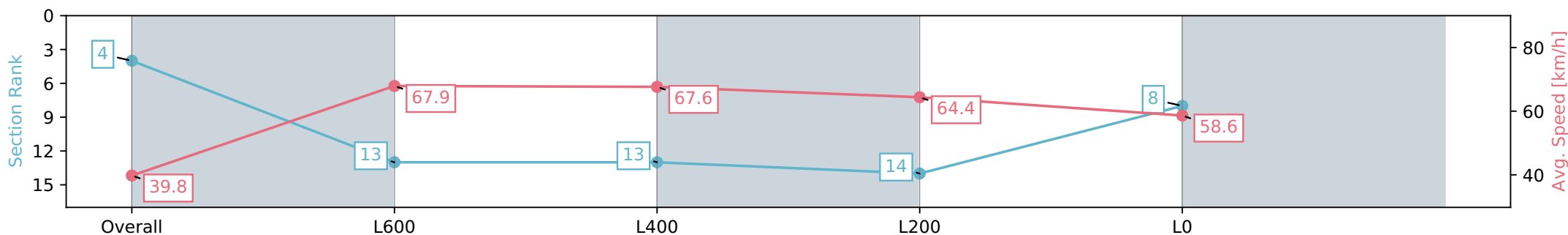
Race 8: SprayGro Liquid Fertilisers Benchmark 56 Handicap - 900m

26 January 2024 - 4:43PM

Track Rating: Soft 6, Weather: Overcast, Rail Position: +9m 1000m-W/Post, +6m 1200 Chute, True Remainder



Section	Overall	L800	L600	L400	L200
Section Times	0:54.25 [4] (0:09.08)	0:45.17 [13] (0:10.79)	0:34.38 [13] (0:10.93)	0:23.45 [14] (0:11.17)	0:12.28 [8] (0:12.28)
Average Speed [km/h]	39.8	67.9	67.6	64.4	58.6
Top Speed [km/h]	64.9	69.9	69.4	67.8	62.0
Avg. Dist. to Rail [m]	6.6	5.6	6.5	11.1	10.6
Avg. Stride Freq. [Hz]	2.3	2.6	2.6	2.6	2.5
Avg. Stride Length [m]	4.6	7.3	7.2	6.9	6.4



Report Created: Fri 26 January 2024 17:25:09 GMT+11 (Note: Timing is based on positional data)

- [ ] Ranking at each section and finish
- :-:- No data available at this section
- NA No data available

Horse/Jockey Name	LITTLE RICH BOY
Finish Rank	5
Fastest Section Time (Section)	0:08.62 (Overall)
Top Speed [km/h] (Section)	69.1 (L800)
Race State	Finished



Thomas Farms RC Murray Bridge SA - Professional

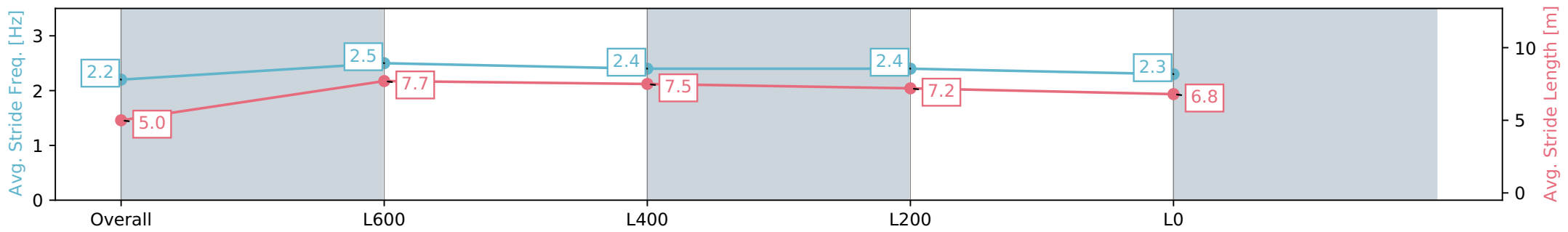
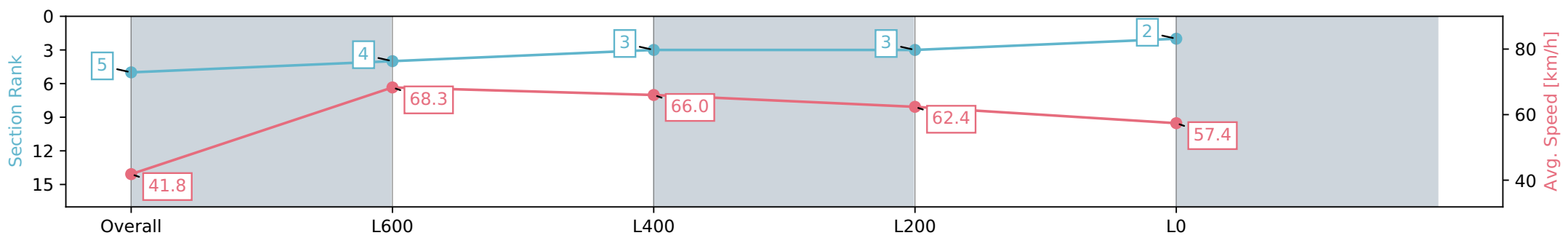
Race 8: SprayGro Liquid Fertilisers Benchmark 56 Handicap - 900m

26 January 2024 - 4:43PM

Track Rating: Soft 6, Weather: Overcast, Rail Position: +9m 1000m-W/Post, +6m 1200 Chute, True Remainder



Section	Overall	L800	L600	L400	L200
Section Times	0:54.32 [5] (0:08.62)	0:45.70 [4] (0:10.62)	0:35.08 [3] (0:10.98)	0:24.10 [3] (0:11.55)	0:12.55 [2] (0:12.55)
Average Speed [km/h]	41.8	68.3	66.0	62.4	57.4
Top Speed [km/h]	65.9	69.1	67.9	65.4	60.1
Avg. Dist. to Rail [m]	2.5	2.5	2.2	3.8	5.5
Avg. Stride Freq. [Hz]	2.2	2.5	2.4	2.4	2.3
Avg. Stride Length [m]	5.0	7.7	7.5	7.2	6.8



Report Created: Fri 26 January 2024 17:25:12 GMT+11 (Note: Timing is based on positional data)

- [ ] Ranking at each section and finish
- :-:- No data available at this section
- NA No data available



Horse/Jockey Name	SUPER ALANA
Finish Rank	6
Fastest Section Time (Section)	0:08.87 (Overall)
Top Speed [km/h] (Section)	68.4 (L800)
Race State	Finished



Thomas Farms RC Murray Bridge SA - Professional

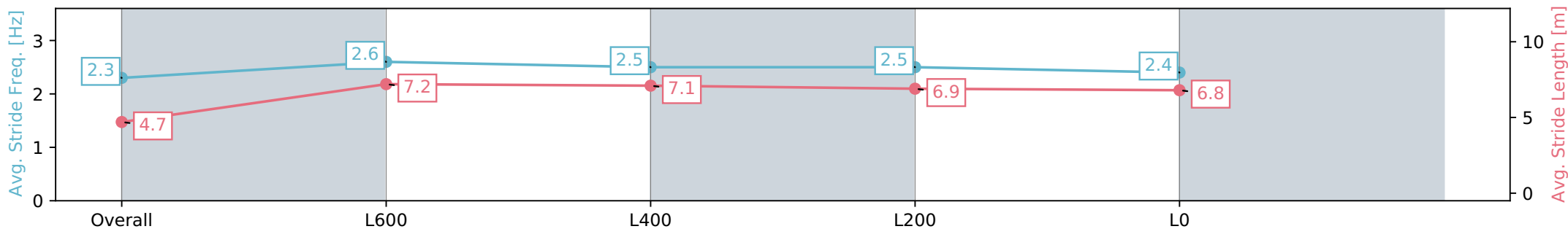
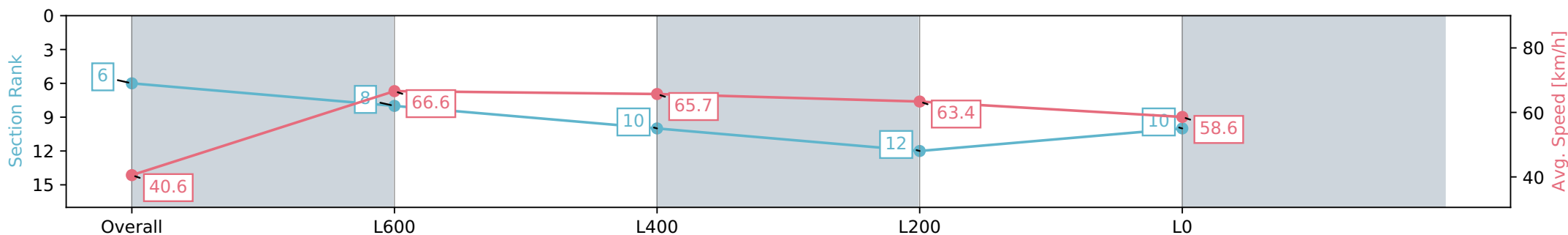
Race 8: SprayGro Liquid Fertilisers Benchmark 56 Handicap - 900m

26 January 2024 - 4:43PM

Track Rating: Soft 6, Weather: Overcast, Rail Position: +9m 1000m-W/Post, +6m 1200 Chute, True Remainder



Section	Overall	L800	L600	L400	L200
Section Times	0:54.37 [6] (0:08.87)	0:45.50 [8] (0:10.87)	0:34.63 [10] (0:10.99)	0:23.64 [12] (0:11.35)	0:12.28 [10] (0:12.28)
Average Speed [km/h]	40.6	66.6	65.7	63.4	58.6
Top Speed [km/h]	63.9	68.4	66.8	65.3	61.3
Avg. Dist. to Rail [m]	2.8	1.3	0.9	2.0	2.0
Avg. Stride Freq. [Hz]	2.3	2.6	2.5	2.5	2.4
Avg. Stride Length [m]	4.7	7.2	7.1	6.9	6.8



- [ ] Ranking at each section and finish
- :-:- No data available at this section
- NA No data available



Horse/Jockey Name	EMERALD COURT
Finish Rank	7
Fastest Section Time (Section)	0:08.56 (Overall)
Top Speed [km/h] (Section)	68.7 (L800)
Race State	Finished



Thomas Farms RC Murray Bridge SA - Professional

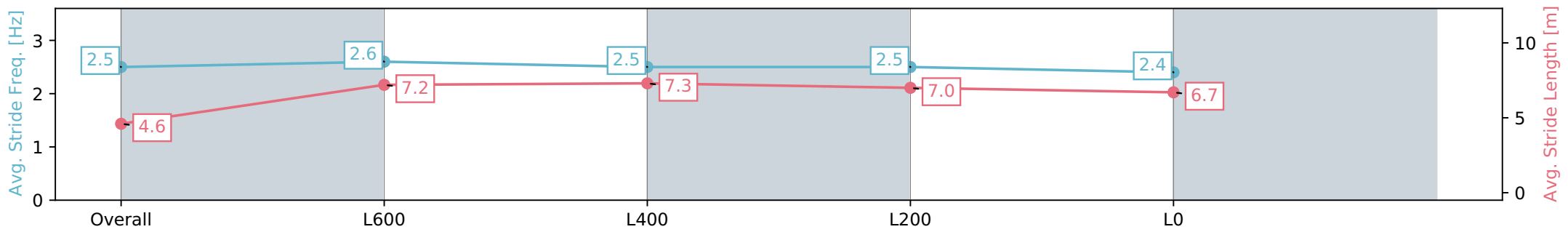
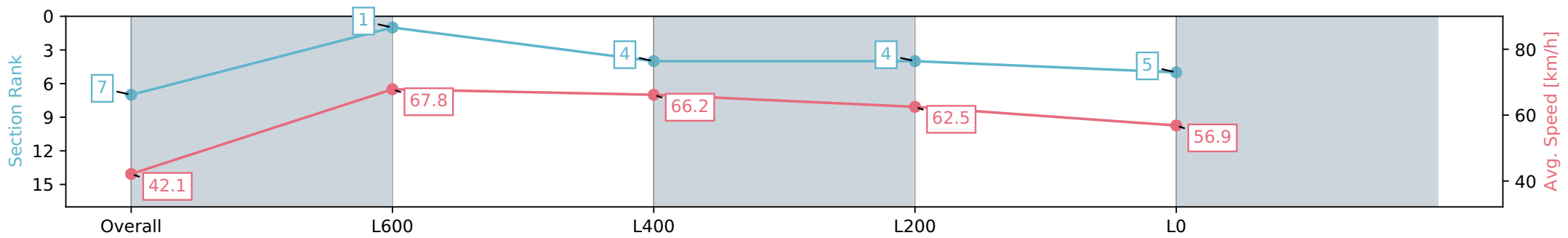
Race 8: SprayGro Liquid Fertilisers Benchmark 56 Handicap - 900m

26 January 2024 - 4:43PM

Track Rating: Soft 6, Weather: Overcast, Rail Position: +9m 1000m-W/Post, +6m 1200 Chute, True Remainder



Section	Overall	L800	L600	L400	L200
Section Times	0:54.49 [7] (0:08.56)	0:45.92 [1] (0:10.73)	0:35.19 [4] (0:11.01)	0:24.18 [4] (0:11.52)	0:12.66 [5] (0:12.66)
Average Speed [km/h]	42.1	67.8	66.2	62.5	56.9
Top Speed [km/h]	66.1	68.7	67.0	65.7	59.6
Avg. Dist. to Rail [m]	3.2	3.6	3.2	5.3	7.6
Avg. Stride Freq. [Hz]	2.5	2.6	2.5	2.5	2.4
Avg. Stride Length [m]	4.6	7.2	7.3	7.0	6.7



- [ ] Ranking at each section and finish
- :-:- No data available at this section
- NA No data available

Horse/Jockey Name	TYDEUS
Finish Rank	8
Fastest Section Time (Section)	0:09.05 (Overall)
Top Speed [km/h] (Section)	69.6 (L800)
Race State	Finished



Thomas Farms RC Murray Bridge SA - Professional

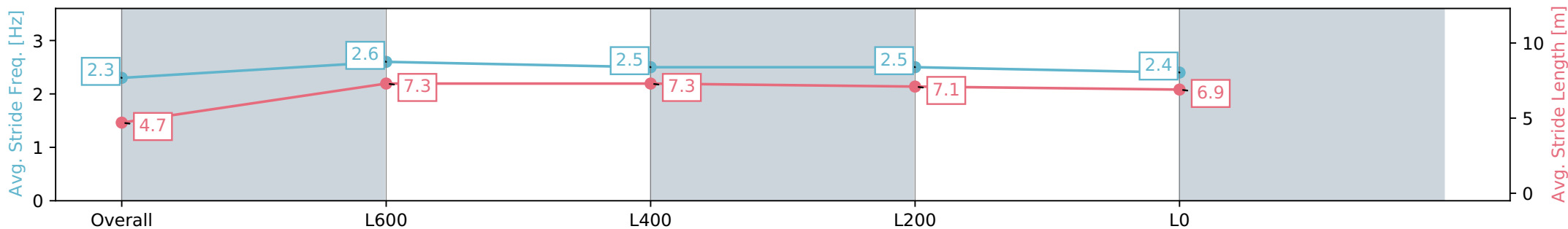
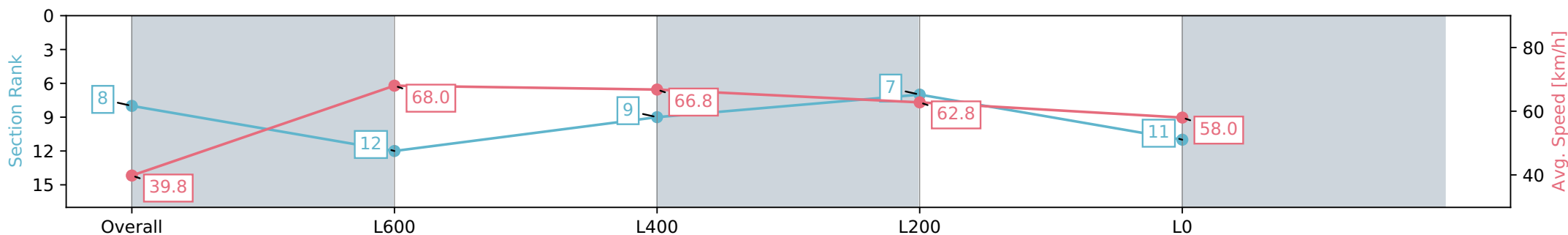
Race 8: SprayGro Liquid Fertilisers Benchmark 56 Handicap - 900m

26 January 2024 - 4:43PM

Track Rating: Soft 6, Weather: Overcast, Rail Position: +9m 1000m-W/Post, +6m 1200 Chute, True Remainder



Section	Overall	L800	L600	L400	L200
Section Times	0:54.50 [8] (0:09.05)	0:45.45 [12] (0:10.69)	0:34.76 [9] (0:10.87)	0:23.89 [7] (0:11.48)	0:12.41 [11] (0:12.41)
Average Speed [km/h]	39.8	68.0	66.8	62.8	58.0
Top Speed [km/h]	64.1	69.6	68.3	65.7	61.5
Avg. Dist. to Rail [m]	2.3	2.6	2.5	4.7	5.0
Avg. Stride Freq. [Hz]	2.3	2.6	2.5	2.5	2.4
Avg. Stride Length [m]	4.7	7.3	7.3	7.1	6.9



Report Created: Fri 26 January 2024 17:25:19 GMT+11 (Note: Timing is based on positional data)

- [ ] Ranking at each section and finish
- :-:- No data available at this section
- NA No data available

Horse/Jockey Name	MADDISON MISS
Finish Rank	9
Fastest Section Time (Section)	0:08.59 (Overall)
Top Speed [km/h] (Section)	71.5 (L800)
Race State	Finished



Thomas Farms RC Murray Bridge SA - Professional

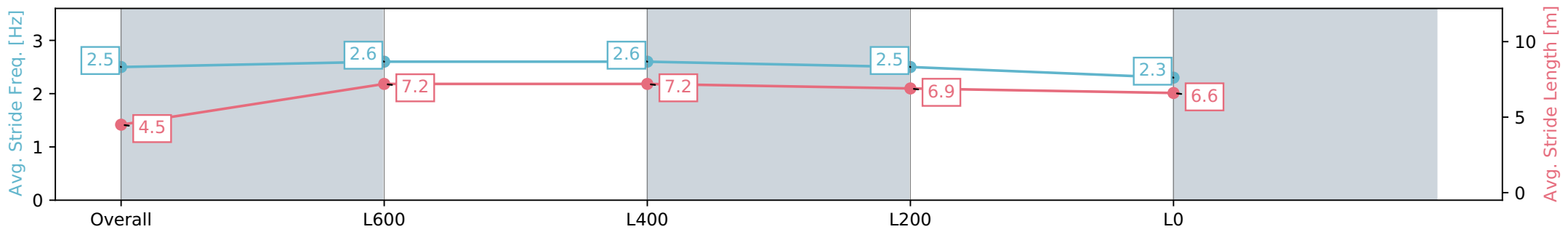
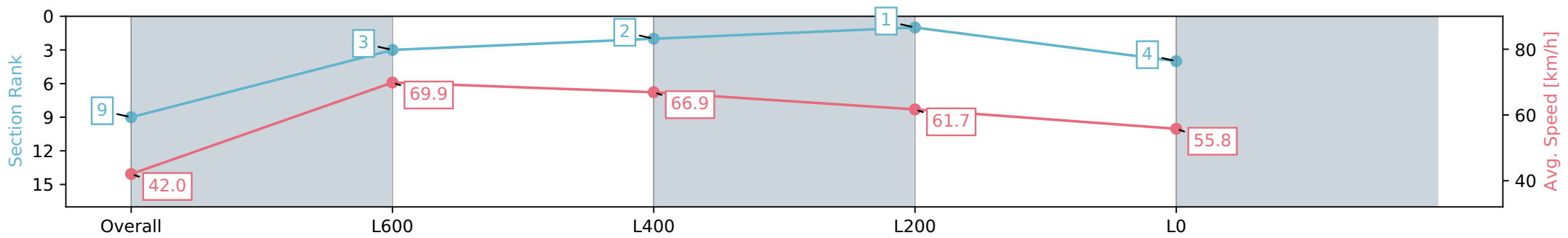
Race 8: SprayGro Liquid Fertilisers Benchmark 56 Handicap - 900m

26 January 2024 - 4:43PM

Track Rating: Soft 6, Weather: Overcast, Rail Position: +9m 1000m-W/Post, +6m 1200 Chute, True Remainder



Section	Overall	L800	L600	L400	L200
Section Times	0:54.72 [9] (0:08.59)	0:46.13 [3] (0:10.52)	0:35.61 [2] (0:11.00)	0:24.61 [1] (0:11.68)	0:12.93 [4] (0:12.93)
Average Speed [km/h]	42.0	69.9	66.9	61.7	55.8
Top Speed [km/h]	66.4	71.5	70.1	66.4	59.2
Avg. Dist. to Rail [m]	5.8	6.5	5.8	8.9	9.8
Avg. Stride Freq. [Hz]	2.5	2.6	2.6	2.5	2.3
Avg. Stride Length [m]	4.5	7.2	7.2	6.9	6.6



Report Created: Fri 26 January 2024 17:25:21 GMT+11 (Note: Timing is based on positional data)

- [ ] Ranking at each section and finish
- :-:- No data available at this section
- NA No data available

Horse/Jockey Name	CHOSEN BLONDE
Finish Rank	10
Fastest Section Time (Section)	0:09.02 (Overall)
Top Speed [km/h] (Section)	71.1 (L800)
Race State	Finished



Thomas Farms RC Murray Bridge SA - Professional

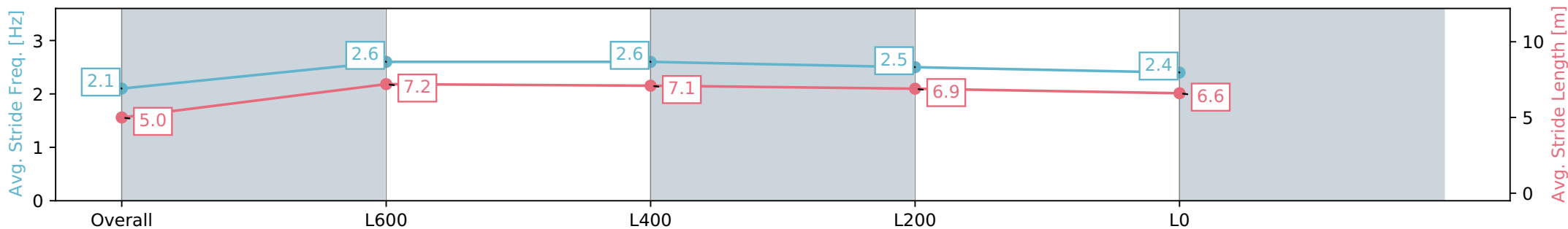
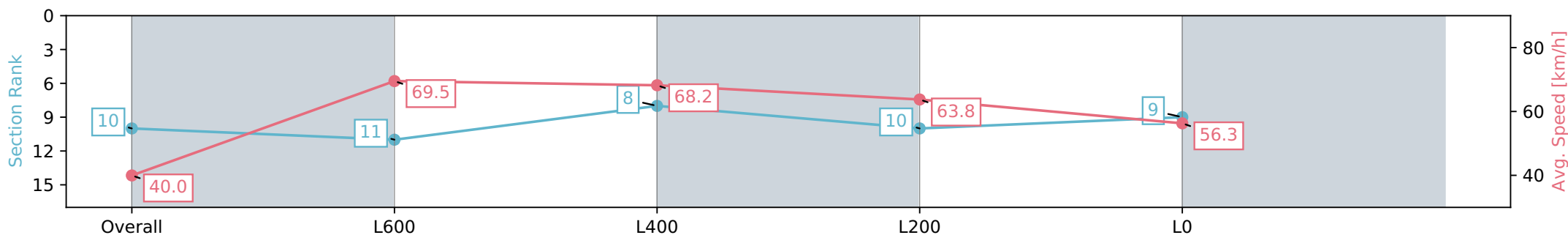
Race 8: SprayGro Liquid Fertilisers Benchmark 56 Handicap - 900m

26 January 2024 - 4:43PM

Track Rating: Soft 6, Weather: Overcast, Rail Position: +9m 1000m-W/Post, +6m 1200 Chute, True Remainder



Section	Overall	L800	L600	L400	L200
Section Times	0:54.78 [10] (0:09.02)	0:45.76 [11] (0:10.66)	0:35.10 [8] (0:11.00)	0:24.10 [10] (0:11.28)	0:12.81 [9] (0:12.81)
Average Speed [km/h]	40.0	69.5	68.2	63.8	56.3
Top Speed [km/h]	66.5	71.1	71.1	67.7	60.9
Avg. Dist. to Rail [m]	10.3	9.3	10.5	17.0	18.4
Avg. Stride Freq. [Hz]	2.1	2.6	2.6	2.5	2.4
Avg. Stride Length [m]	5.0	7.2	7.1	6.9	6.6



Report Created: Fri 26 January 2024 17:25:23 GMT+11 (Note: Timing is based on positional data)

- [ ] Ranking at each section and finish
- :-:- No data available at this section
- NA No data available

Horse/Jockey Name	CHAMELEON CHOICE
Finish Rank	11
Fastest Section Time (Section)	0:08.75 (Overall)
Top Speed [km/h] (Section)	70.0 (L800)
Race State	Finished



Thomas Farms RC Murray Bridge SA - Professional

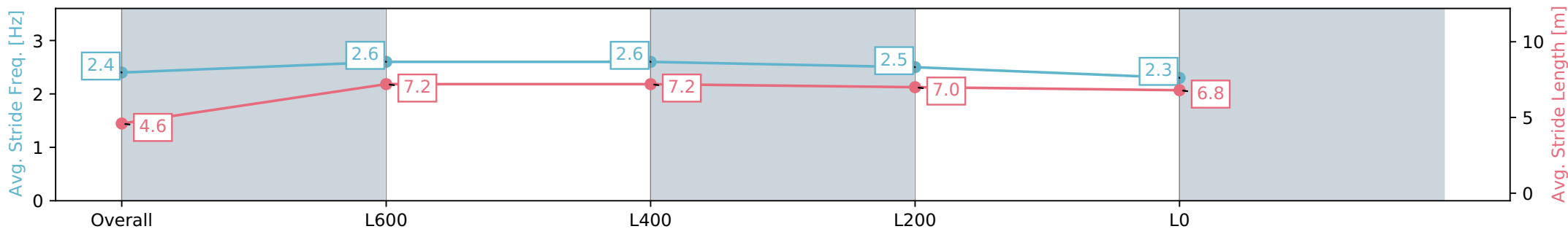
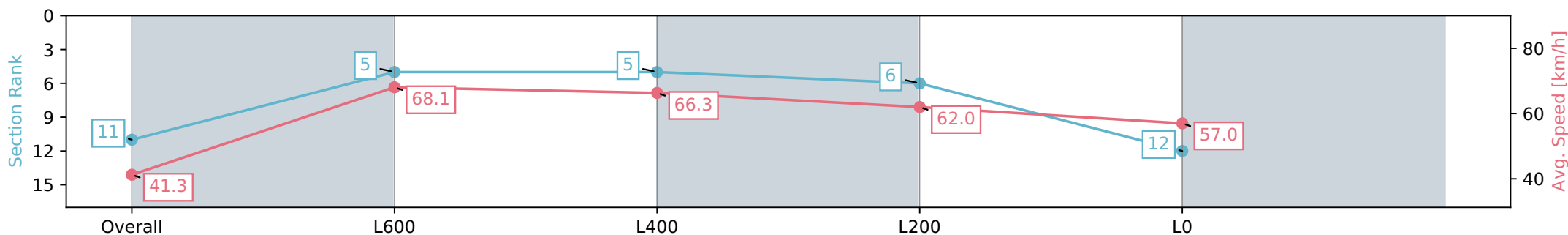
Race 8: SprayGro Liquid Fertilisers Benchmark 56 Handicap - 900m

26 January 2024 - 4:43PM

Track Rating: Soft 6, Weather: Overcast, Rail Position: +9m 1000m-W/Post, +6m 1200 Chute, True Remainder



Section	Overall	L800	L600	L400	L200
Section Times	0:54.80 [11] (0:08.75)	0:46.05 [5] (0:10.72)	0:35.33 [5] (0:11.06)	0:24.27 [6] (0:11.63)	0:12.64 [12] (0:12.64)
Average Speed [km/h]	41.3	68.1	66.3	62.0	57.0
Top Speed [km/h]	66.5	70.0	67.9	64.8	59.9
Avg. Dist. to Rail [m]	6.3	4.8	4.9	7.9	10.1
Avg. Stride Freq. [Hz]	2.4	2.6	2.6	2.5	2.3
Avg. Stride Length [m]	4.6	7.2	7.2	7.0	6.8



Report Created: Fri 26 January 2024 17:25:26 GMT+11 (Note: Timing is based on positional data)

- [ ] Ranking at each section and finish
- :-:- No data available at this section
- NA No data available

Horse/Jockey Name	VALHALLA FELLA
Finish Rank	12
Fastest Section Time (Section)	0:08.99 (Overall)
Top Speed [km/h] (Section)	68.7 (L800)
Race State	Finished



Thomas Farms RC Murray Bridge SA - Professional

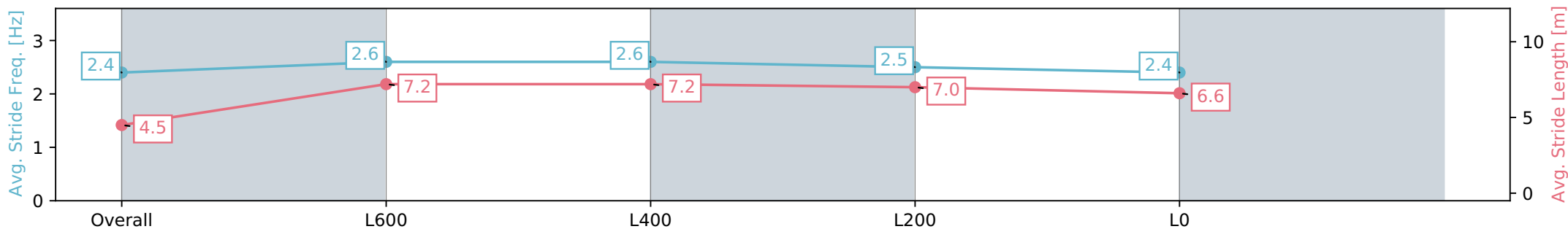
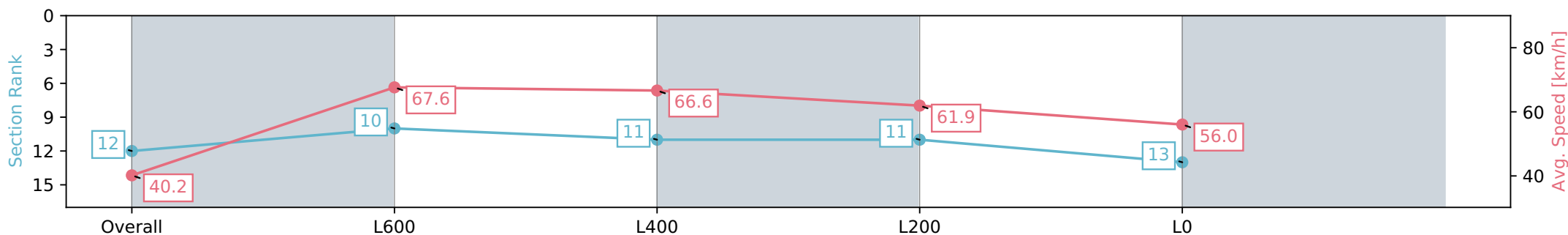
Race 8: SprayGro Liquid Fertilisers Benchmark 56 Handicap - 900m

26 January 2024 - 4:43PM

Track Rating: Soft 6, Weather: Overcast, Rail Position: +9m 1000m-W/Post, +6m 1200 Chute, True Remainder



Section	Overall	L800	L600	L400	L200
Section Times	0:55.18 [12] (0:08.99)	0:46.19 [10] (0:10.76)	0:35.43 [11] (0:10.96)	0:24.47 [11] (0:11.65)	0:12.82 [13] (0:12.82)
Average Speed [km/h]	40.2	67.6	66.6	61.9	56.0
Top Speed [km/h]	64.8	68.7	67.8	65.8	59.7
Avg. Dist. to Rail [m]	2.1	3.1	4.1	6.7	7.9
Avg. Stride Freq. [Hz]	2.4	2.6	2.6	2.5	2.4
Avg. Stride Length [m]	4.5	7.2	7.2	7.0	6.6



Report Created: Fri 26 January 2024 17:25:28 GMT+11 (Note: Timing is based on positional data)

- [ ] Ranking at each section and finish
- :-:- No data available at this section
- NA No data available

Horse/Jockey Name	HALF A DRAM
Finish Rank	13
Fastest Section Time (Section)	0:08.57 (Overall)
Top Speed [km/h] (Section)	71.3 (L800)
Race State	Finished



Thomas Farms RC Murray Bridge SA - Professional

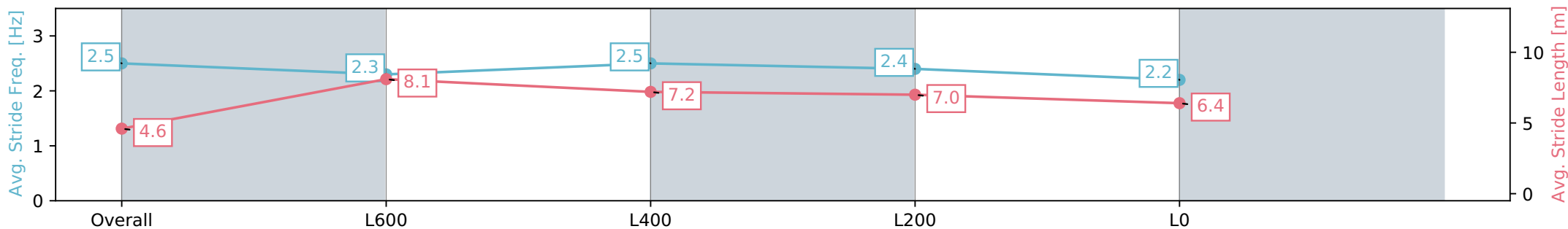
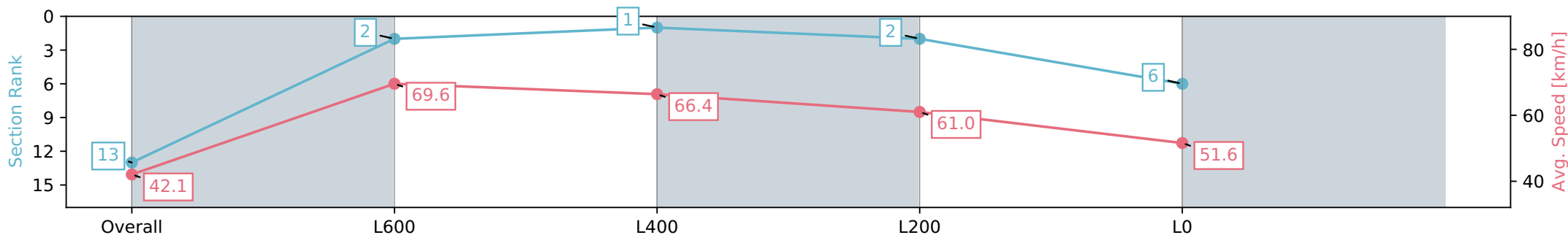
Race 8: SprayGro Liquid Fertilisers Benchmark 56 Handicap - 900m

26 January 2024 - 4:43PM

Track Rating: Soft 6, Weather: Overcast, Rail Position: +9m 1000m-W/Post, +6m 1200 Chute, True Remainder



Section	Overall	L800	L600	L400	L200
Section Times	0:55.88 [13] (0:08.57)	0:47.30 [2] (0:10.51)	0:36.79 [1] (0:11.04)	0:25.75 [2] (0:11.81)	0:13.94 [6] (0:13.94)
Average Speed [km/h]	42.1	69.6	66.4	61.0	51.6
Top Speed [km/h]	66.7	71.3	69.5	65.0	56.4
Avg. Dist. to Rail [m]	3.9	4.9	4.7	6.9	7.2
Avg. Stride Freq. [Hz]	2.5	2.3	2.5	2.4	2.2
Avg. Stride Length [m]	4.6	8.1	7.2	7.0	6.4



Report Created: Fri 26 January 2024 17:25:35 GMT+11 (Note: Timing is based on positional data)

- [ ] Ranking at each section and finish
- :-:- No data available at this section
- NA No data available

Horse/Jockey Name	GERRY'S DEAL
Finish Rank	14
Fastest Section Time (Section)	0:08.79 (Overall)
Top Speed [km/h] (Section)	70.1 (L800)
Race State	Finished



Thomas Farms RC Murray Bridge SA - Professional

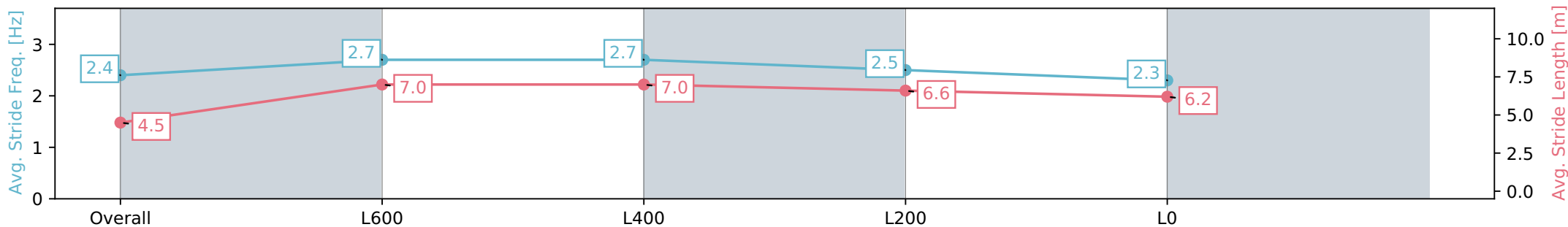
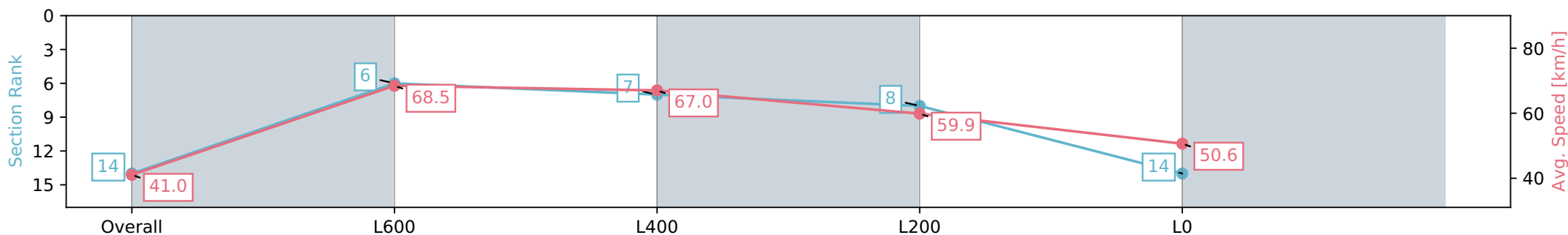
Race 8: SprayGro Liquid Fertilisers Benchmark 56 Handicap - 900m

26 January 2024 - 4:43PM

Track Rating: Soft 6, Weather: Overcast, Rail Position: +9m 1000m-W/Post, +6m 1200 Chute, True Remainder



Section	Overall	L800	L600	L400	L200
Section Times	0:56.93 [14] (0:08.79)	0:48.14 [6] (0:10.79)	0:37.35 [7] (0:11.09)	0:26.26 [8] (0:12.04)	0:14.22 [14] (0:14.22)
Average Speed [km/h]	41.0	68.5	67.0	59.9	50.6
Top Speed [km/h]	64.6	70.1	69.4	64.2	58.4
Avg. Dist. to Rail [m]	9.3	7.8	8.2	10.9	11.7
Avg. Stride Freq. [Hz]	2.4	2.7	2.7	2.5	2.3
Avg. Stride Length [m]	4.5	7.0	7.0	6.6	6.2



Report Created: Fri 26 January 2024 17:25:38 GMT+11 (Note: Timing is based on positional data)

- [ ] Ranking at each section and finish
- :-:- No data available at this section
- NA No data available