



RACING SA

Thomas Farms RC Murray Bridge SA
Race 7: Platinum Livestock Rating 0 - 56 Handicap - 1800m
26 January 2024 - 4:02PM



Track Rating: Soft 6, Weather: Overcast, Rail Position: +9m 1000m-W/Post, +6m 1200

Chute, True Remainder

Table with columns: Section, Field Times, Position, #, Horse/Jockey, Barrier, Top Speed [km/h], Fastest Section, First 400m, Overall, L1600, L1400, L1200, L1000, L800, From Winner [m]. Rows include horses like PERSIAN EMPIRE, JAMCRA, SALUTE THE STARS, etc.

Scratched: Armament (#10)

- [] Position in running at each section and finish
Saddle cloth number
-:-:- No data available at this section
NA No data available



RACINGSA

Thomas Farms RC Murray Bridge SA
Race 7: Platinum Livestock Rating 0 - 56 Handicap - 1800m
26 January 2024 - 4:02PM



Track Rating: Soft 6, Weather: Overcast, Rail Position: +9m 1000m-W/Post, +6m 1200

Chute, True Remainder

Table with columns: Section, Field Times, Position, #, Horse/Jockey, Barrier, Top Speed [km/h], Fastest Section, First 400m, Overall, L1600, L1400, L1200, L1000, L800, From Winner [m]. Row 11: OLD NEWMARKET, Justin Potter, 9, 64.5, 0:11.32, 0:26.31, 1:55.20, 1:40.21 [1], 1:28.89 [1], 1:17.04 [1], 1:05.20 [1], 0:52.85 [1], -5.

Scratched: Armament (#10)

- [] Position in running at each section and finish
Saddle cloth number
-:-:- No data available at this section
NA No data available
Background shading for fastest section



RACING SA

Thomas Farms RC Murray Bridge SA
Race 7: Platinum Livestock Rating 0 - 56 Handicap - 1800m
26 January 2024 - 4:02PM



Track Rating: Soft 6, Weather: Overcast, Rail Position: +9m 1000m-W/Post, +6m 1200
Chute, True Remainder

Table with columns: Section, Field Times, Position, #, Horse/Jockey, Barrier, Top Speed [km/h], Fastest Section, First 400m, L600, L400, L200, Margin, From Winner [m]. Rows include horses like PERSIAN EMPIRE, JAMCRA, SALUTE THE STARS, etc.

Scratched: Armament (#10)

- [] Position in running at each section and finish
Saddle cloth number
-:-:- No data available at this section
NA No data available



RACINGSA

Thomas Farms RC Murray Bridge SA
Race 7: Platinum Livestock Rating 0 - 56 Handicap - 1800m
26 January 2024 - 4:02PM



Track Rating: Soft 6, Weather: Overcast, Rail Position: +9m 1000m-W/Post, +6m 1200
Chute, True Remainder

Table with columns: Section, Field Times, Position, #, Horse/Jockey, Barrier, Top Speed [km/h], Fastest Section, First 400m, L600, L400, L200, Margin, From Winner [m]. Row 1: 11, 8, OLD NEWMARKET, Justin Potter, 9, 64.5, 0:11.32, 0:26.31, 0:40.27 [1], 0:27.84 [4], 0:14.51 [11], 14.7L, -5.

Scratched: Armament (#10)

- [] Position in running at each section and finish
Saddle cloth number
-:-:- No data available at this section
NA No data available
Background shading for fastest section

Horse/Jockey Name	PERSIAN EMPIRE
Finish Rank	1
Fastest Section Time (Section)	0:11.52 (L1600)
Top Speed [km/h] (Section)	63.5 (L1600)
Race State	Finished



Thomas Farms RC Murray Bridge SA - Professional

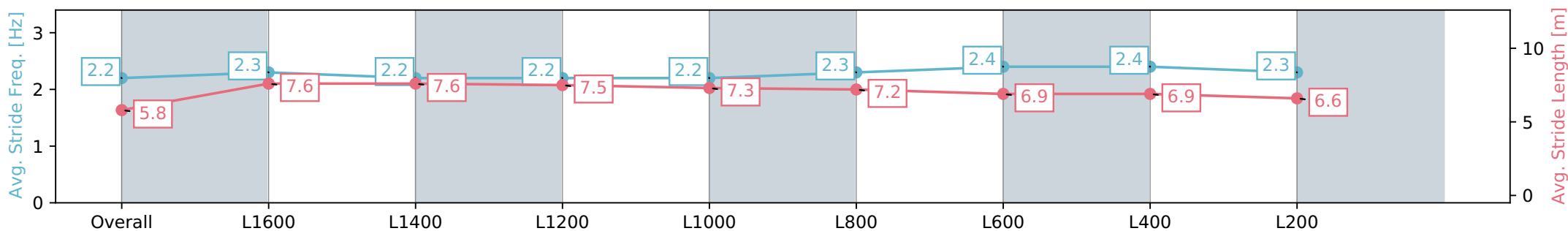
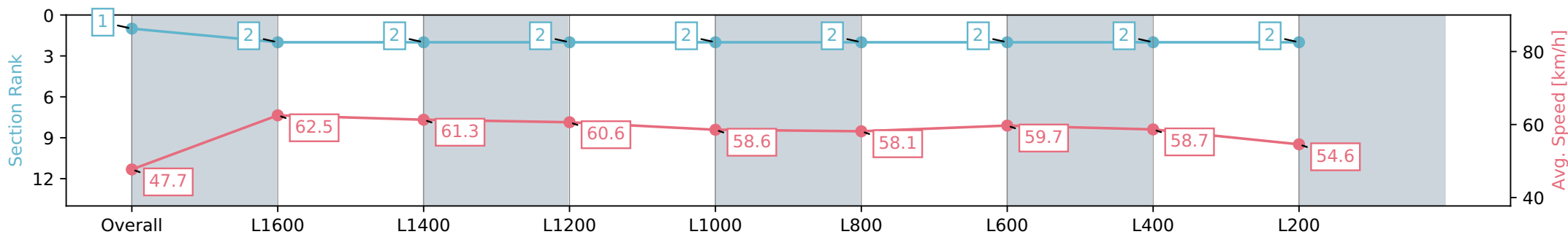
Race 7: Platinum Livestock Rating 0 - 56 Handicap - 1800m

26 January 2024 - 4:02PM

Track Rating: Soft 6, Weather: Overcast, Rail Position: +9m 1000m-W/Post, +6m 1200 Chute, True Remainder



Section	Overall	L1600	L1400	L1200	L1000	L800	L600	L400	L200
Section Times	1:52.64 [1] (0:15.10)	1:37.54 [2] (0:11.52)	1:26.02 [2] (0:11.74)	1:14.28 [2] (0:11.78)	1:02.50 [2] (0:12.26)	0:50.24 [2] (0:12.53)	0:37.71 [2] (0:12.25)	0:25.46 [2] (0:12.28)	0:13.18 [2] (0:13.18)
Average Speed [km/h]	47.7	62.5	61.3	60.6	58.6	58.1	59.7	58.7	54.6
Top Speed [km/h]	63.2	63.5	62.5	62.0	60.8	59.4	60.7	60.4	56.9
Avg. Dist. to Rail [m]	3.9	1.0	1.6	3.0	1.8	2.6	4.1	9.4	7.4
Avg. Stride Freq. [Hz]	2.2	2.3	2.2	2.2	2.2	2.3	2.4	2.4	2.3
Avg. Stride Length [m]	5.8	7.6	7.6	7.5	7.3	7.2	6.9	6.9	6.6



- [] Ranking at each section and finish
- :-:- No data available at this section
- NA No data available

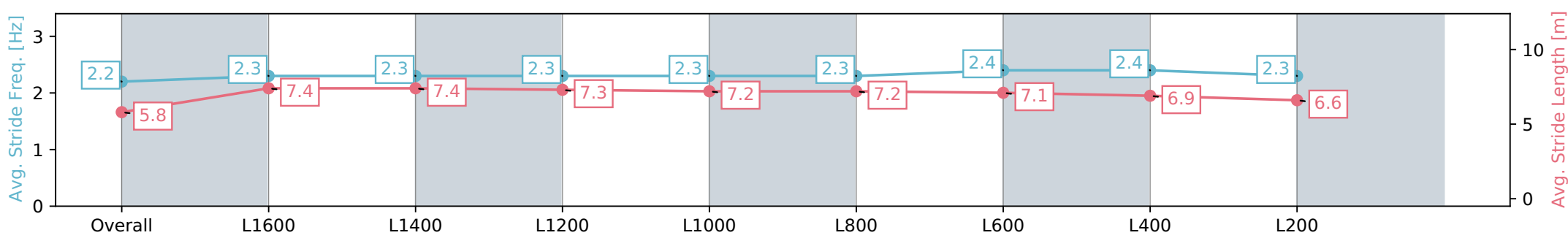
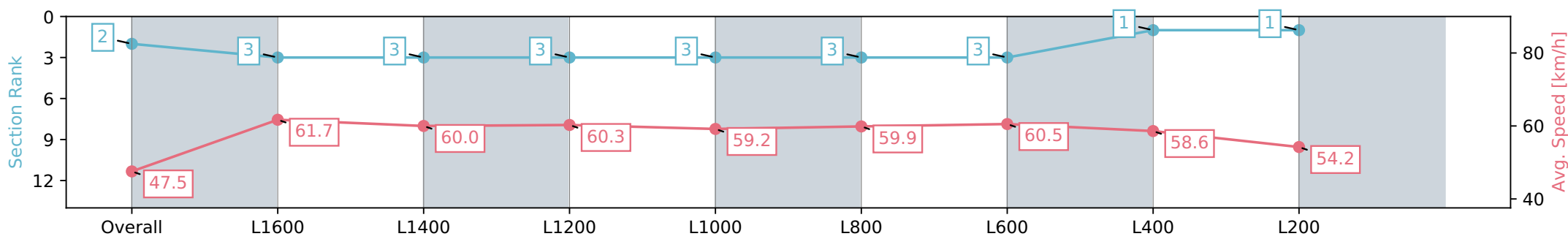
Horse/Jockey Name	JAMCRA
Finish Rank	2
Fastest Section Time (Section)	0:11.67 (L1600)
Top Speed [km/h] (Section)	63.0 (L1600)
Race State	Finished



Thomas Farms RC Murray Bridge SA - Professional
 Race 7: Platinum Livestock Rating 0 - 56 Handicap - 1800m
 26 January 2024 - 4:02PM
 Track Rating: Soft 6, Weather: Overcast, Rail Position: +9m 1000m-
 W/Post, +6m 1200 Chute, True Remainder



Section	Overall	L1600	L1400	L1200	L1000	L800	L600	L400	L200
Section Times	1:52.65 [2] (0:15.15)	1:37.50 [3] (0:11.67)	1:25.83 [3] (0:11.99)	1:13.84 [3] (0:11.85)	1:01.99 [3] (0:12.09)	0:49.90 [3] (0:12.23)	0:37.67 [3] (0:12.12)	0:25.55 [1] (0:12.28)	0:13.27 [1] (0:13.27)
Average Speed [km/h]	47.5	61.7	60.0	60.3	59.2	59.9	60.5	58.6	54.2
Top Speed [km/h]	62.9	63.0	60.6	60.8	60.6	61.4	61.0	60.8	56.8
Avg. Dist. to Rail [m]	5.2	2.2	1.6	3.1	1.9	3.1	4.8	9.6	7.7
Avg. Stride Freq. [Hz]	2.2	2.3	2.3	2.3	2.3	2.3	2.4	2.4	2.3
Avg. Stride Length [m]	5.8	7.4	7.4	7.3	7.2	7.2	7.1	6.9	6.6



Report Created: Fri 26 January 2024 16:45:13 GMT+11 (Note: Timing is based on positional data)

- [] Ranking at each section and finish
- :-:- No data available at this section
- NA No data available

Horse/Jockey Name	SALUTE THE STARS
Finish Rank	3
Fastest Section Time (Section)	0:11.72 (L1600)
Top Speed [km/h] (Section)	62.6 (L1600)
Race State	Finished



Thomas Farms RC Murray Bridge SA - Professional

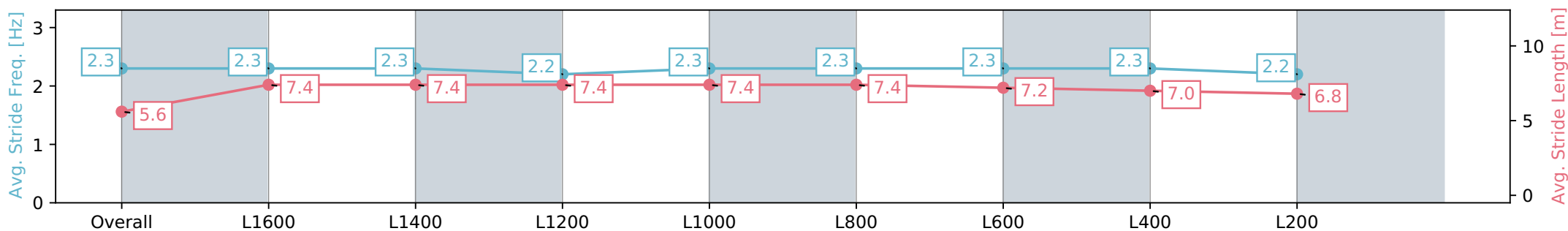
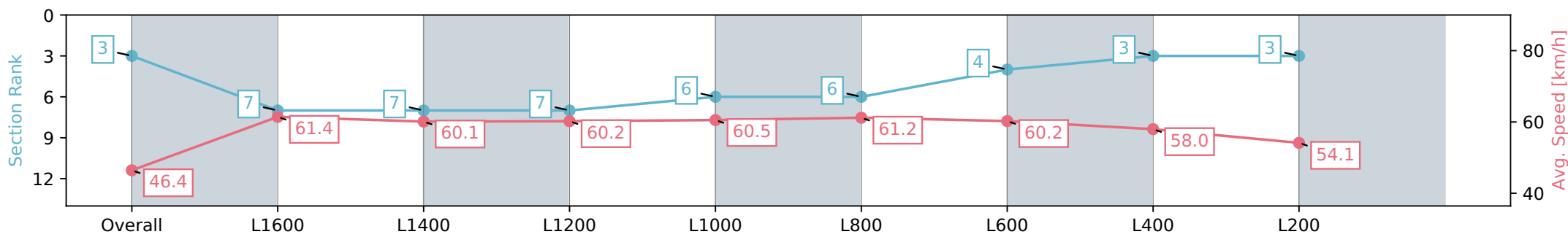
Race 7: Platinum Livestock Rating 0 - 56 Handicap - 1800m

26 January 2024 - 4:02PM

Track Rating: Soft 6, Weather: Overcast, Rail Position: +9m 1000m-W/Post, +6m 1200 Chute, True Remainder



Section	Overall	L1600	L1400	L1200	L1000	L800	L600	L400	L200
Section Times	1:53.04 [3] (0:15.53)	1:37.51 [7] (0:11.72)	1:25.79 [7] (0:11.97)	1:13.82 [7] (0:11.89)	1:01.93 [6] (0:11.91)	0:50.02 [6] (0:12.06)	0:37.96 [4] (0:12.24)	0:25.72 [3] (0:12.42)	0:13.30 [3] (0:13.30)
Average Speed [km/h]	46.4	61.4	60.1	60.2	60.5	61.2	60.2	58.0	54.1
Top Speed [km/h]	61.9	62.6	61.1	60.8	61.0	61.8	61.4	59.9	55.9
Avg. Dist. to Rail [m]	8.4	3.9	3.2	2.6	1.9	4.9	6.1	7.9	6.9
Avg. Stride Freq. [Hz]	2.3	2.3	2.3	2.2	2.3	2.3	2.3	2.3	2.2
Avg. Stride Length [m]	5.6	7.4	7.4	7.4	7.4	7.4	7.2	7.0	6.8



Report Created: Fri 26 January 2024 16:45:17 GMT+11 (Note: Timing is based on positional data)

- [] Ranking at each section and finish
- :-:- No data available at this section
- NA No data available

Horse/Jockey Name	JOHNNY CIGAR
Finish Rank	4
Fastest Section Time (Section)	0:11.70 (L1600)
Top Speed [km/h] (Section)	62.7 (L1600)
Race State	Finished



Thomas Farms RC Murray Bridge SA - Professional

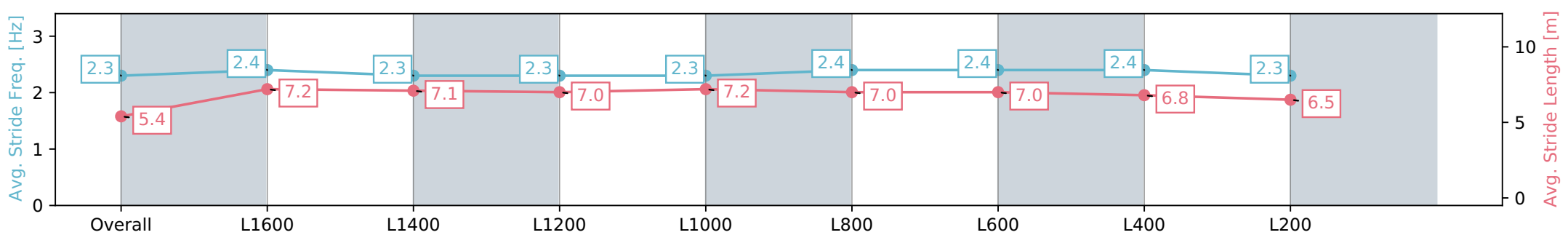
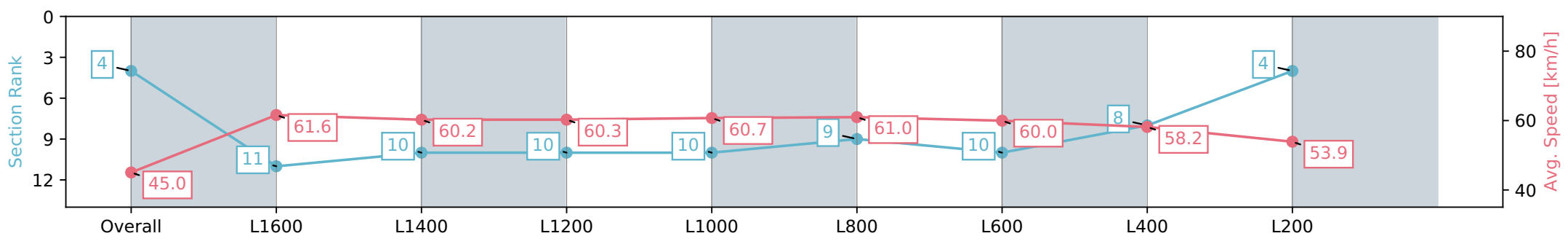
Race 7: Platinum Livestock Rating 0 - 56 Handicap - 1800m

26 January 2024 - 4:02PM

Track Rating: Soft 6, Weather: Overcast, Rail Position: +9m 1000m-W/Post, +6m 1200 Chute, True Remainder



Section	Overall	L1600	L1400	L1200	L1000	L800	L600	L400	L200
Section Times	1:53.45 [4] (0:15.97)	1:37.48 [11] (0:11.70)	1:25.78 [10] (0:11.95)	1:13.83 [10] (0:11.89)	1:01.94 [10] (0:11.89)	0:50.05 [9] (0:12.07)	0:37.98 [10] (0:12.24)	0:25.74 [8] (0:12.38)	0:13.36 [4] (0:13.36)
Average Speed [km/h]	45.0	61.6	60.2	60.3	60.7	61.0	60.0	58.2	53.9
Top Speed [km/h]	62.1	62.7	61.7	60.9	62.2	62.7	62.6	61.1	56.5
Avg. Dist. to Rail [m]	3.5	2.9	3.2	2.6	2.3	4.4	4.8	9.8	9.8
Avg. Stride Freq. [Hz]	2.3	2.4	2.3	2.3	2.3	2.4	2.4	2.4	2.3
Avg. Stride Length [m]	5.4	7.2	7.1	7.0	7.2	7.0	7.0	6.8	6.5



Report Created: Fri 26 January 2024 16:45:21 GMT+11 (Note: Timing is based on positional data)

- [] Ranking at each section and finish
- :-:- No data available at this section
- NA No data available

Horse/Jockey Name	TEMBU BOY
Finish Rank	5
Fastest Section Time (Section)	0:11.64 (L1600)
Top Speed [km/h] (Section)	63.1 (L1600)
Race State	Finished



Thomas Farms RC Murray Bridge SA - Professional

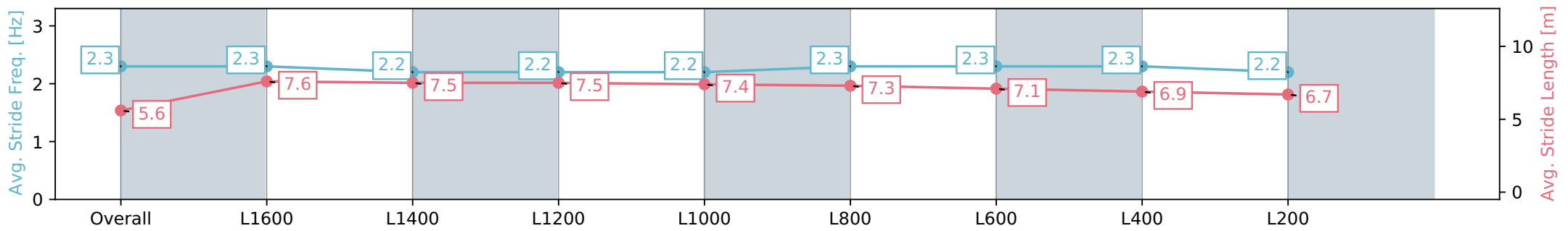
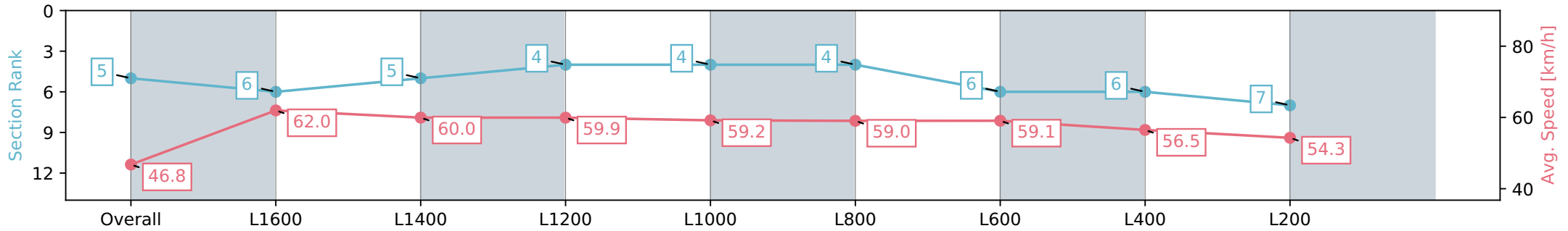
Race 7: Platinum Livestock Rating 0 - 56 Handicap - 1800m

26 January 2024 - 4:02PM

Track Rating: Soft 6, Weather: Overcast, Rail Position: +9m 1000m-W/Post, +6m 1200 Chute, True Remainder



Section	Overall	L1600	L1400	L1200	L1000	L800	L600	L400	L200
Section Times	1:53.53 [5] (0:15.36)	1:38.17 [6] (0:11.64)	1:26.53 [5] (0:11.98)	1:14.55 [4] (0:11.93)	1:02.62 [4] (0:12.05)	0:50.56 [4] (0:12.28)	0:38.28 [6] (0:12.27)	0:26.02 [6] (0:12.76)	0:13.26 [7] (0:13.26)
Average Speed [km/h]	46.8	62.0	60.0	59.9	59.2	59.0	59.1	56.5	54.3
Top Speed [km/h]	62.6	63.1	60.4	61.0	60.4	59.9	60.3	58.8	56.4
Avg. Dist. to Rail [m]	3.0	1.1	0.8	3.5	2.2	1.4	2.4	4.2	5.3
Avg. Stride Freq. [Hz]	2.3	2.3	2.2	2.2	2.2	2.3	2.3	2.3	2.2
Avg. Stride Length [m]	5.6	7.6	7.5	7.5	7.4	7.3	7.1	6.9	6.7



Report Created: Fri 26 January 2024 16:45:25 GMT+11 (Note: Timing is based on positional data)

- [] Ranking at each section and finish
- :-:- No data available at this section
- NA No data available

Horse/Jockey Name	BENZ BARON
Finish Rank	6
Fastest Section Time (Section)	0:11.73 (L1600)
Top Speed [km/h] (Section)	62.6 (L1600)
Race State	Finished



Thomas Farms RC Murray Bridge SA - Professional

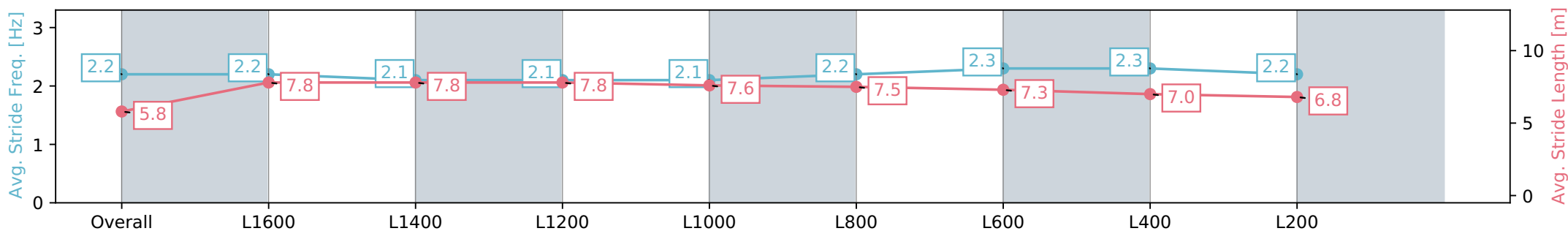
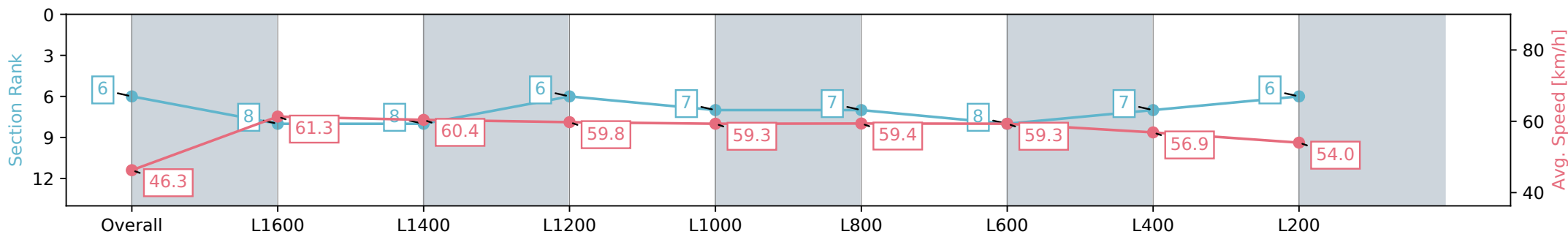
Race 7: Platinum Livestock Rating 0 - 56 Handicap - 1800m

26 January 2024 - 4:02PM

Track Rating: Soft 6, Weather: Overcast, Rail Position: +9m 1000m-W/Post, +6m 1200 Chute, True Remainder



Section	Overall	L1600	L1400	L1200	L1000	L800	L600	L400	L200
Section Times	1:53.57 [6] (0:15.55)	1:38.03 [8] (0:11.73)	1:26.30 [8] (0:11.94)	1:14.36 [6] (0:11.92)	1:02.44 [7] (0:12.03)	0:50.41 [7] (0:12.24)	0:38.17 [8] (0:12.18)	0:25.99 [7] (0:12.66)	0:13.33 [6] (0:13.33)
Average Speed [km/h]	46.3	61.3	60.4	59.8	59.3	59.4	59.3	56.9	54.0
Top Speed [km/h]	62.1	62.6	60.7	60.6	59.9	60.0	60.2	58.2	56.1
Avg. Dist. to Rail [m]	3.3	0.9	0.6	3.6	2.2	1.8	1.3	2.0	2.2
Avg. Stride Freq. [Hz]	2.2	2.2	2.1	2.1	2.1	2.2	2.3	2.3	2.2
Avg. Stride Length [m]	5.8	7.8	7.8	7.8	7.6	7.5	7.3	7.0	6.8



- [] Ranking at each section and finish
- :-:- No data available at this section
- NA No data available

Horse/Jockey Name	LORD GEORGE
Finish Rank	7
Fastest Section Time (Section)	0:11.81 (L1600)
Top Speed [km/h] (Section)	62.3 (L1600)
Race State	Finished



Thomas Farms RC Murray Bridge SA - Professional

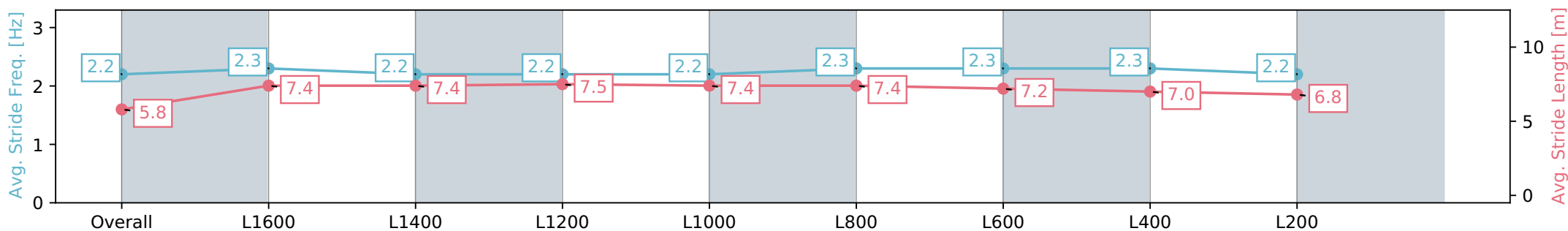
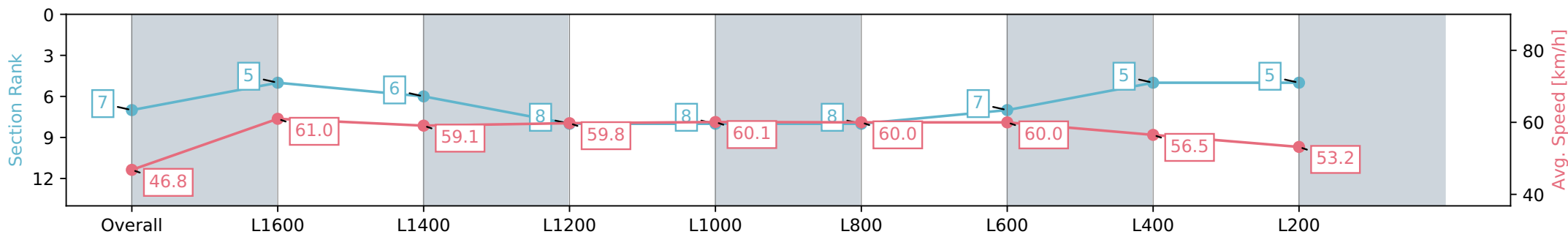
Race 7: Platinum Livestock Rating 0 - 56 Handicap - 1800m

26 January 2024 - 4:02PM

Track Rating: Soft 6, Weather: Overcast, Rail Position: +9m 1000m-W/Post, +6m 1200 Chute, True Remainder



Section	Overall	L1600	L1400	L1200	L1000	L800	L600	L400	L200
Section Times	1:53.75 [7] (0:15.35)	1:38.40 [5] (0:11.81)	1:26.59 [6] (0:12.21)	1:14.38 [8] (0:11.96)	1:02.42 [8] (0:11.90)	0:50.52 [8] (0:12.11)	0:38.41 [7] (0:12.11)	0:26.30 [5] (0:12.73)	0:13.56 [5] (0:13.56)
Average Speed [km/h]	46.8	61.0	59.1	59.8	60.1	60.0	60.0	56.5	53.2
Top Speed [km/h]	61.1	62.3	60.3	60.8	61.1	61.3	62.0	58.9	54.9
Avg. Dist. to Rail [m]	3.5	2.3	2.3	2.6	1.7	2.1	2.2	4.9	6.9
Avg. Stride Freq. [Hz]	2.2	2.3	2.2	2.2	2.2	2.3	2.3	2.3	2.2
Avg. Stride Length [m]	5.8	7.4	7.4	7.5	7.4	7.4	7.2	7.0	6.8



Report Created: Fri 26 January 2024 16:45:33 GMT+11 (Note: Timing is based on positional data)

- [] Ranking at each section and finish
- :-:- No data available at this section
- NA No data available

Horse/Jockey Name	MASTER OF ZERPRISE
Finish Rank	8
Fastest Section Time (Section)	0:11.83 (L1000)
Top Speed [km/h] (Section)	61.7 (L800)
Race State	Finished



Thomas Farms RC Murray Bridge SA - Professional

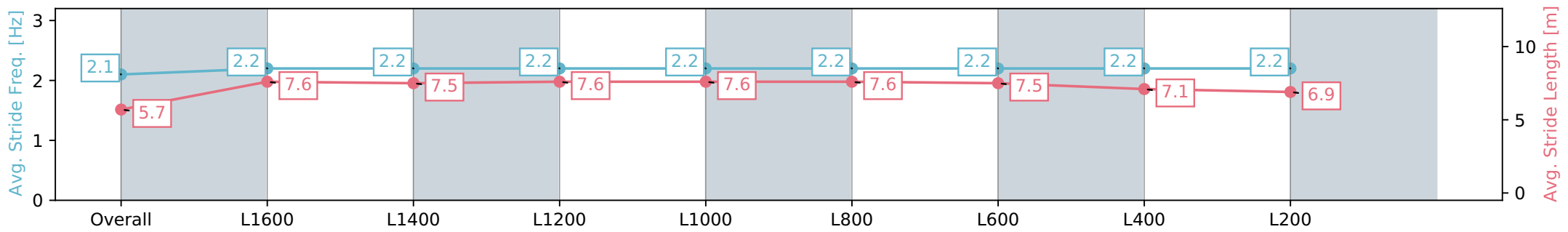
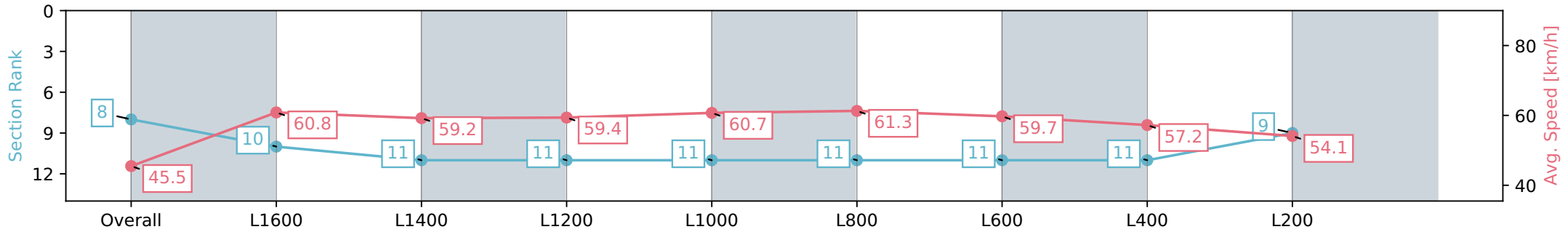
Race 7: Platinum Livestock Rating 0 - 56 Handicap - 1800m

26 January 2024 - 4:02PM

Track Rating: Soft 6, Weather: Overcast, Rail Position: +9m 1000m-W/Post, +6m 1200 Chute, True Remainder



Section	Overall	L1600	L1400	L1200	L1000	L800	L600	L400	L200
Section Times	1:53.88 [8] (0:15.84)	1:38.04 [10] (0:11.84)	1:26.20 [11] (0:12.16)	1:14.04 [11] (0:12.03)	1:02.01 [11] (0:11.83)	0:50.18 [11] (0:11.97)	0:38.21 [11] (0:12.32)	0:25.89 [11] (0:12.60)	0:13.28 [9] (0:13.28)
Average Speed [km/h]	45.5	60.8	59.2	59.4	60.7	61.3	59.7	57.2	54.1
Top Speed [km/h]	61.4	61.7	60.5	60.1	61.6	61.7	61.0	58.4	55.9
Avg. Dist. to Rail [m]	2.1	2.4	2.1	2.8	2.0	3.9	5.9	11.2	12.1
Avg. Stride Freq. [Hz]	2.1	2.2	2.2	2.2	2.2	2.2	2.2	2.2	2.2
Avg. Stride Length [m]	5.7	7.6	7.5	7.6	7.6	7.6	7.5	7.1	6.9



[] Ranking at each section and finish
 -:-:- No data available at this section
 NA No data available

Horse/Jockey Name	MICKLEWHITE
Finish Rank	9
Fastest Section Time (Section)	0:11.84 (L1600)
Top Speed [km/h] (Section)	62.7 (Overall)
Race State	Finished



Thomas Farms RC Murray Bridge SA - Professional

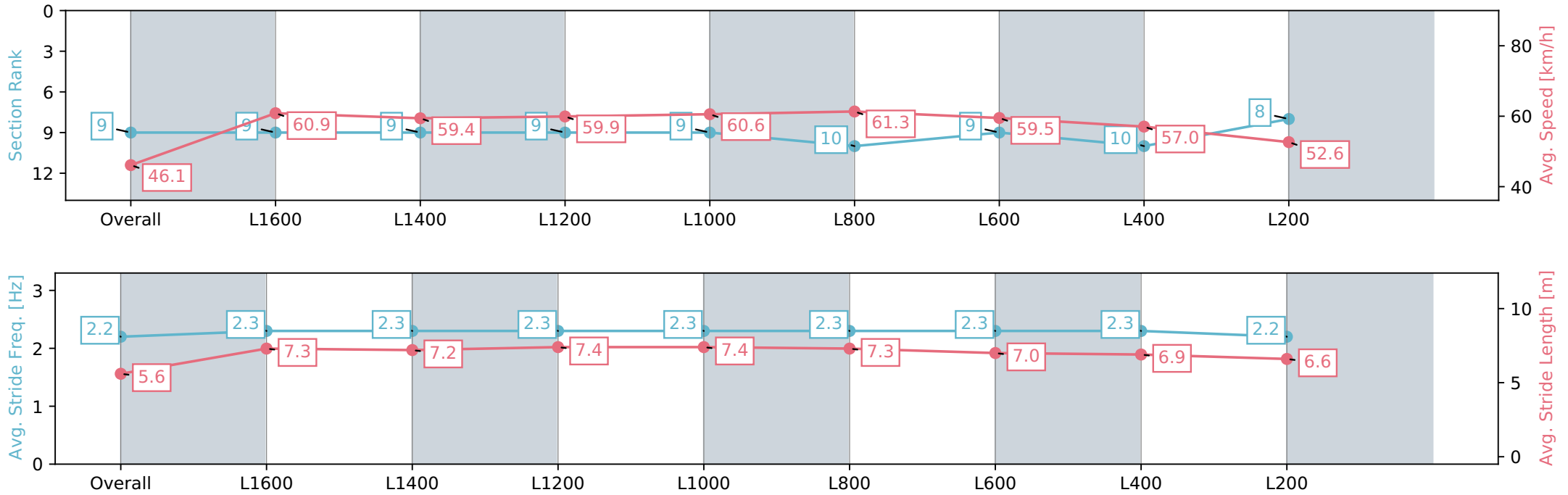
Race 7: Platinum Livestock Rating 0 - 56 Handicap - 1800m

26 January 2024 - 4:02PM

Track Rating: Soft 6, Weather: Overcast, Rail Position: +9m 1000m-W/Post, +6m 1200 Chute, True Remainder



Section	Overall	L1600	L1400	L1200	L1000	L800	L600	L400	L200
Section Times	1:54.10 [9] (0:15.65)	1:38.45 [9] (0:11.84)	1:26.61 [9] (0:12.10)	1:14.51 [9] (0:11.91)	1:02.60 [9] (0:11.92)	0:50.68 [10] (0:12.04)	0:38.64 [9] (0:12.34)	0:26.30 [10] (0:12.61)	0:13.69 [8] (0:13.69)
Average Speed [km/h]	46.1	60.9	59.4	59.9	60.6	61.3	59.5	57.0	52.6
Top Speed [km/h]	62.7	62.3	60.7	60.8	61.7	62.6	60.9	59.3	55.2
Avg. Dist. to Rail [m]	6.5	2.4	2.1	2.9	2.5	4.9	5.2	7.9	8.9
Avg. Stride Freq. [Hz]	2.2	2.3	2.3	2.3	2.3	2.3	2.3	2.3	2.2
Avg. Stride Length [m]	5.6	7.3	7.2	7.4	7.4	7.3	7.0	6.9	6.6



Report Created: Fri 26 January 2024 16:45:40 GMT+11 (Note: Timing is based on positional data)

- [] Ranking at each section and finish
- :-:- No data available at this section
- NA No data available



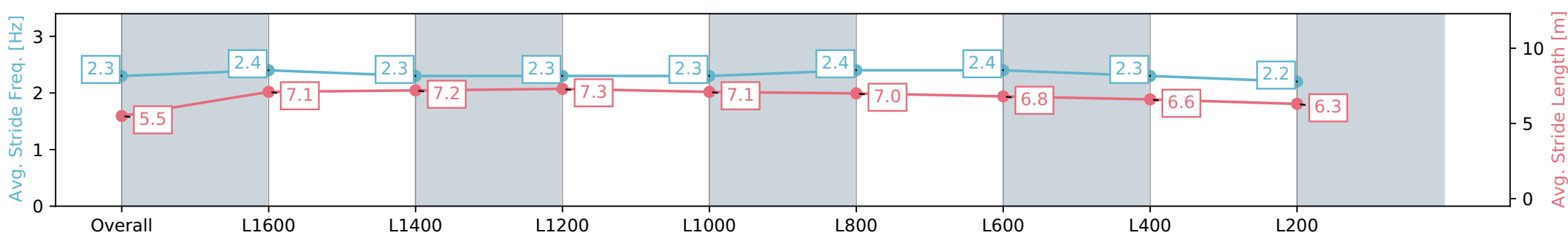
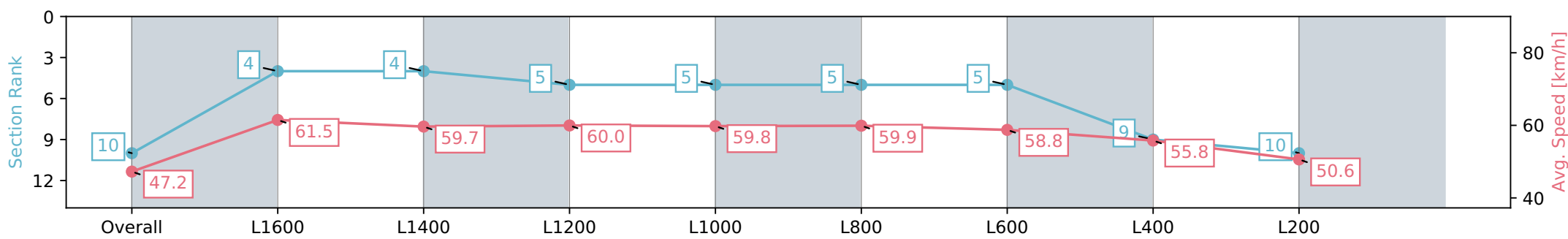
Horse/Jockey Name	MISS NARRANGA
Finish Rank	10
Fastest Section Time (Section)	0:11.69 (L1600)
Top Speed [km/h] (Section)	63.0 (L1600)
Race State	Finished



Thomas Farms RC Murray Bridge SA - Professional
 Race 7: Platinum Livestock Rating 0 - 56 Handicap - 1800m
 26 January 2024 - 4:02PM
 Track Rating: Soft 6, Weather: Overcast, Rail Position: +9m 1000m-
 W/Post, +6m 1200 Chute, True Remainder



Section	Overall	L1600	L1400	L1200	L1000	L800	L600	L400	L200
Section Times	1:54.84 [10] (0:15.26)	1:39.57 [4] (0:11.69)	1:27.89 [4] (0:12.08)	1:15.81 [5] (0:11.91)	1:03.90 [5] (0:12.03)	0:51.87 [5] (0:12.26)	0:39.61 [5] (0:12.50)	0:27.11 [9] (0:12.91)	0:14.20 [10] (0:14.20)
Average Speed [km/h]	47.2	61.5	59.7	60.0	59.8	59.9	58.8	55.8	50.6
Top Speed [km/h]	62.2	63.0	60.0	60.7	60.7	60.6	59.7	57.6	53.7
Avg. Dist. to Rail [m]	7.7	3.4	2.2	2.8	1.9	3.9	4.9	6.9	6.9
Avg. Stride Freq. [Hz]	2.3	2.4	2.3	2.3	2.3	2.4	2.4	2.3	2.2
Avg. Stride Length [m]	5.5	7.1	7.2	7.3	7.1	7.0	6.8	6.6	6.3



Report Created: Fri 26 January 2024 16:45:44 GMT+11 (Note: Timing is based on positional data)

- [] Ranking at each section and finish
- :-:- No data available at this section
- NA No data available

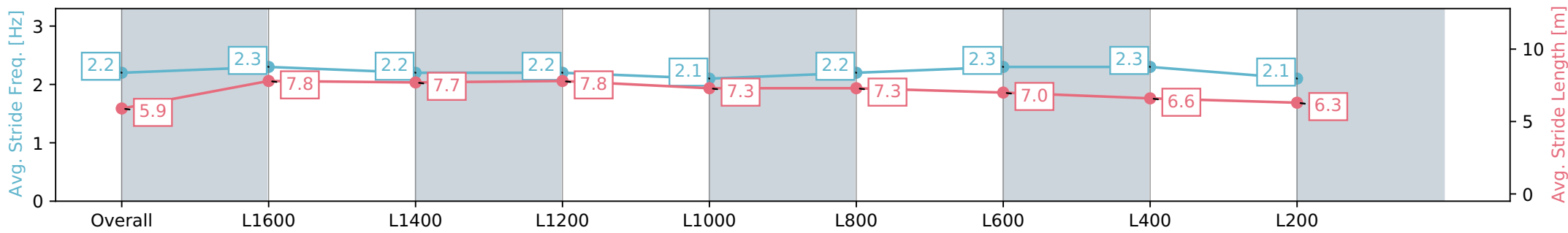
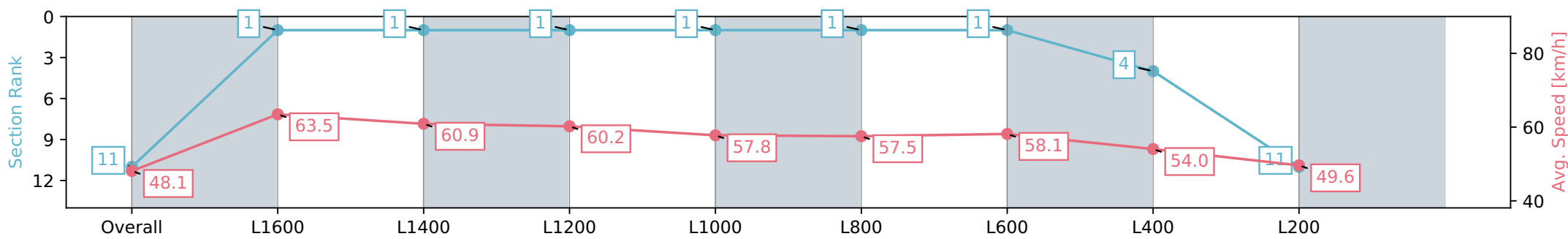
Horse/Jockey Name	OLD NEWMARKET
Finish Rank	11
Fastest Section Time (Section)	0:11.32 (L1600)
Top Speed [km/h] (Section)	64.5 (L1600)
Race State	Finished



Thomas Farms RC Murray Bridge SA - Professional
 Race 7: Platinum Livestock Rating 0 - 56 Handicap - 1800m
 26 January 2024 - 4:02PM
 Track Rating: Soft 6, Weather: Overcast, Rail Position: +9m 1000m-
 W/Post, +6m 1200 Chute, True Remainder



Section	Overall	L1600	L1400	L1200	L1000	L800	L600	L400	L200
Section Times	1:55.20 [11] (0:14.99)	1:40.21 [1] (0:11.32)	1:28.89 [1] (0:11.85)	1:17.04 [1] (0:11.84)	1:05.20 [1] (0:12.35)	0:52.85 [1] (0:12.57)	0:40.27 [1] (0:12.43)	0:27.84 [4] (0:13.33)	0:14.51 [11] (0:14.51)
Average Speed [km/h]	48.1	63.5	60.9	60.2	57.8	57.5	58.1	54.0	49.6
Top Speed [km/h]	63.6	64.5	62.4	61.1	58.9	58.4	59.1	56.3	51.9
Avg. Dist. to Rail [m]	7.1	2.9	0.9	3.3	2.0	1.1	1.3	3.4	4.2
Avg. Stride Freq. [Hz]	2.2	2.3	2.2	2.2	2.1	2.2	2.3	2.3	2.1
Avg. Stride Length [m]	5.9	7.8	7.7	7.8	7.3	7.3	7.0	6.6	6.3



Report Created: Fri 26 January 2024 16:45:47 GMT+11 (Note: Timing is based on positional data)

- [] Ranking at each section and finish
- :-:- No data available at this section
- NA No data available