

Thomas Farms RC Murray Bridge SA

Race 6: Platinum Ag Services Bryan Guy Memorial Rating 0 - 62 Handicap - 1400m

26 January 2024 - 3:22PM

Track Rating: Soft 6, Weather: Overcast, Rail Position: +9m 1000m-W/Post, +6m 1200
Chute, True Remainder

Section													Overall	L1200	L1000	L800	L600	L400		
Field Times													1:26.36	1:11.14	1:00.10	0:48.69	0:36.72	0:24.99		
													(0:15.22)	(0:11.04)	(0:11.41)	(0:11.97)	(0:11.73)	(0:11.82)		
Position	#	Horse/Jockey	Barrier	Top Speed [km/h]	Fastest Section	First 400m												From Winner [m]		
1	4	RISING LEGEND	9	65.2	0:11.11	0:26.38	1:26.36	1:11.09 [2]	0:59.98 [2]	0:48.52 [2]	0:36.56 [2]	0:24.98 [2]								
		Teagan Voorham		1400-1200	1200-1000		(0:15.27)	(0:11.11)	(0:11.46)	(0:11.96)	(0:11.57)	(0:11.81)								
2	7	ZERO INN	7	65.9	0:11.05	0:26.26	1:26.71	1:11.50 [1]	1:00.45 [1]	0:49.04 [1]	0:37.08 [1]	0:25.34 [1]						+2		
		Jason Holder		1400-1200	1200-1000		(0:15.21)	(0:11.05)	(0:11.41)	(0:11.96)	(0:11.74)	(0:11.88)								
3	6	SHALAGA	12	65.7	0:11.10	0:26.91	1:27.11	1:11.30 [5]	1:00.20 [6]	0:48.80 [6]	0:36.93 [5]	0:25.27 [5]						+1		
		Jacob Opperman		1400-1200	1200-1000		(0:15.81)	(0:11.10)	(0:11.40)	(0:11.87)	(0:11.66)	(0:11.97)								
4	2	PRINCE TIKEA	8	65.0	0:11.13	0:26.64	1:27.30	1:11.79 [4]	1:00.66 [3]	0:49.20 [4]	0:37.28 [4]	0:25.66 [3]						-1		
		Jake Toeroek		1400-1200	1200-1000		(0:15.51)	(0:11.13)	(0:11.46)	(0:11.92)	(0:11.62)	(0:12.19)								
5	8	BABY ALEX	3	65.1	0:11.17	0:26.65	1:27.44	1:11.96 [3]	1:00.79 [4]	0:49.39 [3]	0:37.42 [3]	0:25.73 [4]						-4		
		Samuel Payne		1200-1000	1200-1000		(0:15.48)	(0:11.17)	(0:11.40)	(0:11.97)	(0:11.69)	(0:12.28)								
6	11	WHENTHEDEELINGSDUN	10	65.4	0:11.04	0:26.86	1:27.62	1:11.80 [6]	1:00.76 [5]	0:49.38 [5]	0:37.33 [6]	0:25.59 [6]						-4		
		Harry Grace		1200-1000	1200-1000		(0:15.82)	(0:11.04)	(0:11.38)	(0:12.05)	(0:11.74)	(0:12.28)								

Scratched: Soames (#1), Bulls On Parade (#3), Li'l Hank (#5), Tiara Jewel (#9), Tres Belle (#10), Sirmaze (#12)



RACING SA

Thomas Farms RC Murray Bridge SA Race 6: Platinum Ag Services Bryan Guy Memorial Rating 0 - 62 Handicap - 1400m

26 January 2024 - 3:22PM



Track Rating: Soft 6, Weather: Overcast, Rail Position: +9m 1000m-W/Post, +6m 1200 Chute, True Remainder

Section											L200	
Field Times											0:13.17	
											(0:13.17)	
Position	#	Horse/Jockey	Barrier	Top Speed [km/h]	Fastest Section	First 400m		Margin				From Winner [m]
1	4	RISING LEGEND	9	65.2	0:11.11	0:26.38	0:13.17 [1]	1:26.36				
		Teagan Voorham		1400-1200	1200-1000		(0:13.17)					
2	7	ZERO INN	7	65.9	0:11.05	0:26.26	0:13.46 [2]	2.0L				+2
		Jason Holder		1400-1200	1200-1000		(0:13.46)					
3	6	SHALAGA	12	65.7	0:11.10	0:26.91	0:13.30 [3]	4.3L				+1
		Jacob Opperman		1400-1200	1200-1000		(0:13.30)					
4	2	PRINCE TIKEA	8	65.0	0:11.13	0:26.64	0:13.47 [4]	5.3L				-1
		Jake Toeroek		1400-1200	1200-1000		(0:13.47)					
5	8	BABY ALEX	3	65.1	0:11.17	0:26.65	0:13.44 [5]	6.1L				-4
		Samuel Payne		1200-1000	1200-1000		(0:13.44)					
6	11	WHENTHEDEELINGS	10	65.4	0:11.04	0:26.86	0:13.31 [6]	7.1L				-4
		Harry Grace		1200-1000	1200-1000		(0:13.31)					

Scratched: Soames (#1), Bulls On Parade (#3), Li'l Hank (#5), Tiara Jewel (#9), Tres Belle (#10), Sirmaze (#12)

- [] Position in running at each section and finish
- # Saddle cloth number
- :-:- No data available at this section
- Background shading for fastest section
- NA No data available

Horse/Jockey Name	RISING LEGEND
Finish Rank	1
Fastest Section Time (Section)	0:11.11 (L1200)
Top Speed [km/h] (Section)	65.2 (Overall)
Race State	Finished



Thomas Farms RC Murray Bridge SA - Professional

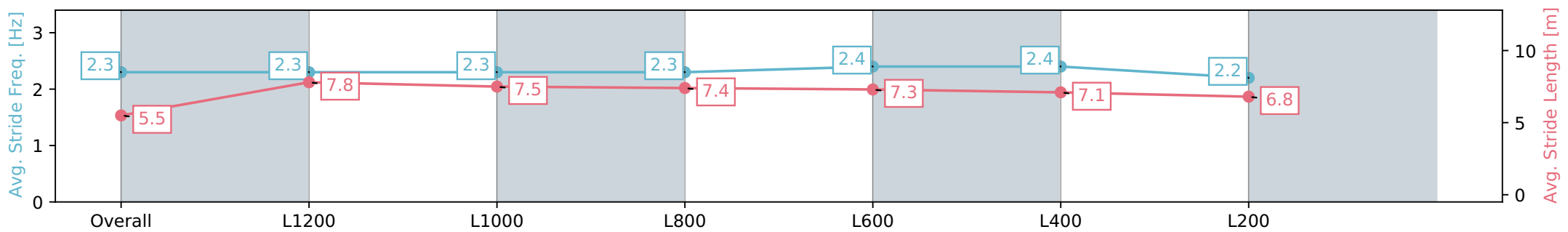
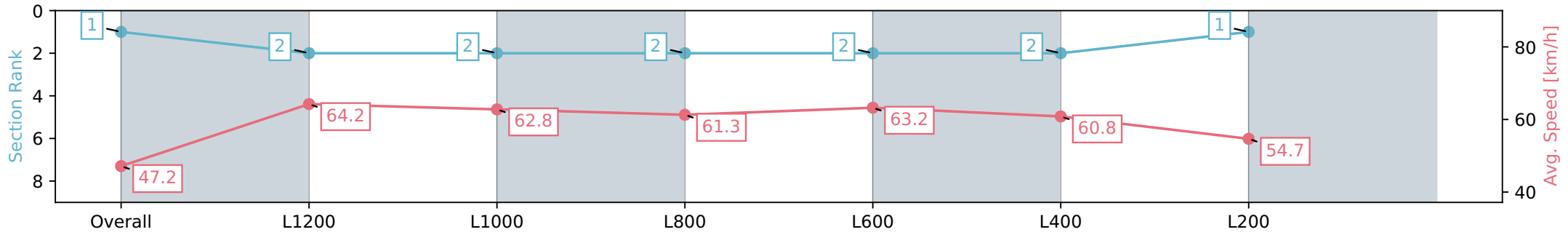
Race 6: Platinum Ag Services Bryan Guy Memorial Rating 0 - 62 Handicap - 1400m

26 January 2024 - 3:22PM

Track Rating: Soft 6, Weather: Overcast, Rail Position: +9m 1000m-W/Post, +6m 1200 Chute, True Remainder



Section	Overall	L1200	L1000	L800	L600	L400	L200
Section Times	1:26.36 [1] (0:15.27)	1:11.09 [2] (0:11.11)	0:59.98 [2] (0:11.46)	0:48.52 [2] (0:11.96)	0:36.56 [2] (0:11.57)	0:24.98 [2] (0:11.81)	0:13.17 [1] (0:13.17)
Average Speed [km/h]	47.2	64.2	62.8	61.3	63.2	60.8	54.7
Top Speed [km/h]	65.2	65.0	64.1	62.2	64.2	63.5	58.5
Avg. Dist. to Rail [m]	5.3	3.4	2.2	3.6	4.0	7.4	7.9
Avg. Stride Freq. [Hz]	2.3	2.3	2.3	2.3	2.4	2.4	2.2
Avg. Stride Length [m]	5.5	7.8	7.5	7.4	7.3	7.1	6.8



Report Created: Fri 26 January 2024 16:14:03 GMT+11 (Note: Timing is based on positional data)

- [] Ranking at each section and finish
- :-:- No data available at this section
- NA No data available

Horse/Jockey Name	ZERO INN
Finish Rank	2
Fastest Section Time (Section)	0:11.05 (L1200)
Top Speed [km/h] (Section)	65.9 (Overall)
Race State	Finished



Thomas Farms RC Murray Bridge SA - Professional

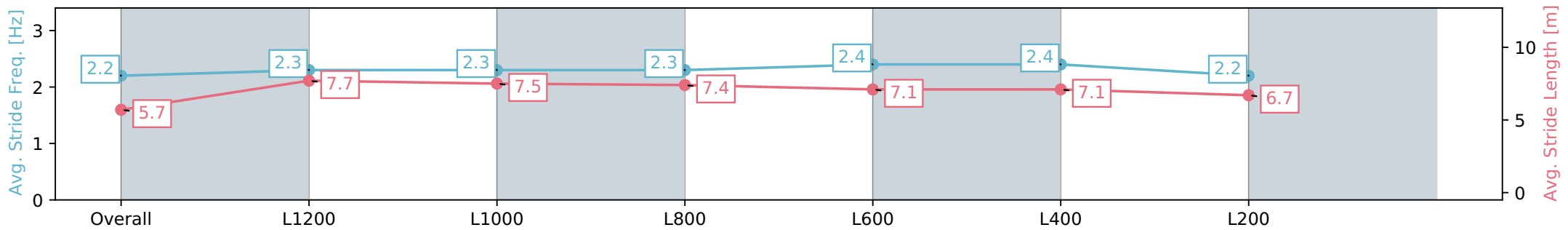
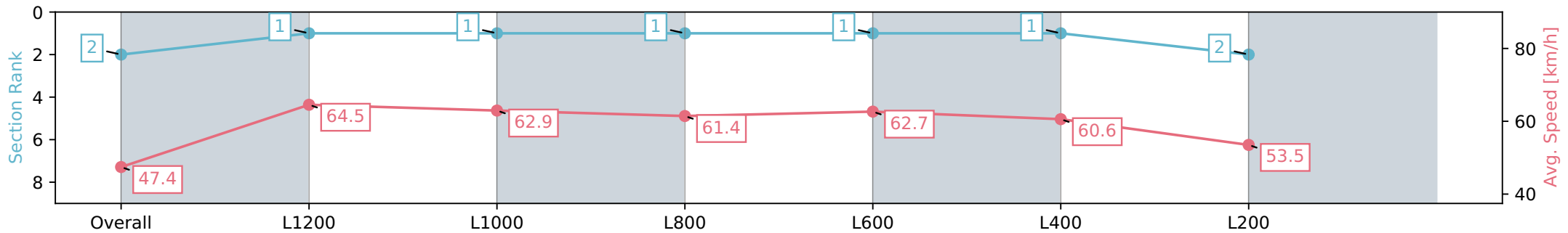
Race 6: Platinum Ag Services Bryan Guy Memorial Rating 0
- 62 Handicap - 1400m

26 January 2024 - 3:22PM

Track Rating: Soft 6, Weather: Overcast, Rail Position: +9m 1000m-
W/Post, +6m 1200 Chute, True Remainder



Section	Overall	L1200	L1000	L800	L600	L400	L200
Section Times	1:26.71 [2] (0:15.21)	1:11.50 [1] (0:11.05)	1:00.45 [1] (0:11.41)	0:49.04 [1] (0:11.96)	0:37.08 [1] (0:11.74)	0:25.34 [1] (0:11.88)	0:13.46 [2] (0:13.46)
Average Speed [km/h]	47.4	64.5	62.9	61.4	62.7	60.6	53.5
Top Speed [km/h]	65.9	65.8	63.5	62.6	64.5	64.5	57.1
Avg. Dist. to Rail [m]	3.8	4.1	2.0	4.3	4.9	5.5	5.8
Avg. Stride Freq. [Hz]	2.2	2.3	2.3	2.3	2.4	2.4	2.2
Avg. Stride Length [m]	5.7	7.7	7.5	7.4	7.1	7.1	6.7



Report Created: Fri 26 January 2024 16:14:06 GMT+11 (Note: Timing is based on positional data)

- [] Ranking at each section and finish
- :-:- No data available at this section
- NA No data available

Horse/Jockey Name	SHALAGA
Finish Rank	3
Fastest Section Time (Section)	0:11.10 (L1200)
Top Speed [km/h] (Section)	65.7 (Overall)
Race State	Finished



Thomas Farms RC Murray Bridge SA - Professional

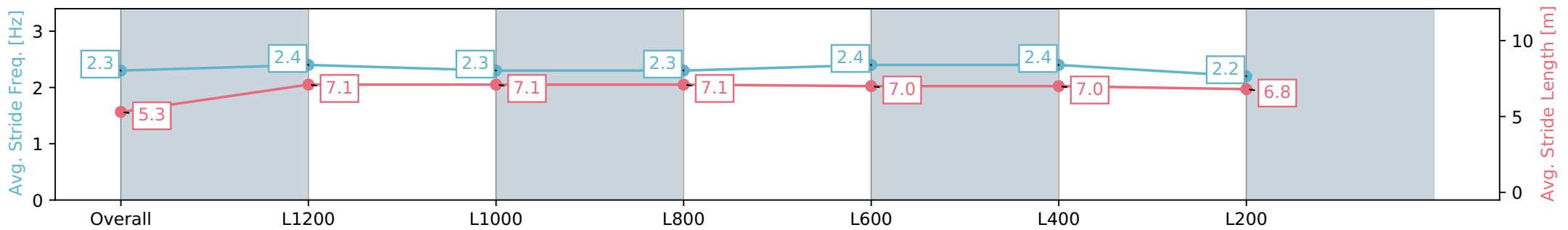
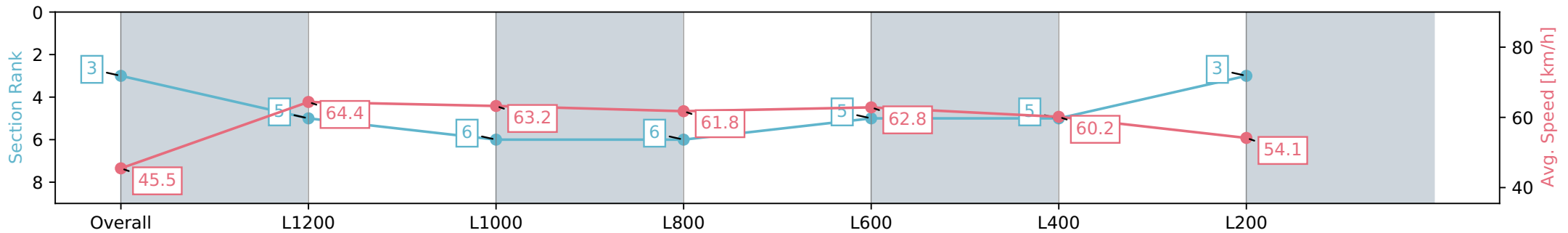
Race 6: Platinum Ag Services Bryan Guy Memorial Rating 0 - 62 Handicap - 1400m

26 January 2024 - 3:22PM

Track Rating: Soft 6, Weather: Overcast, Rail Position: +9m 1000m-W/Post, +6m 1200 Chute, True Remainder



Section	Overall	L1200	L1000	L800	L600	L400	L200
Section Times	1:27.11 [3] (0:15.81)	1:11.30 [5] (0:11.10)	1:00.20 [6] (0:11.40)	0:48.80 [6] (0:11.87)	0:36.93 [5] (0:11.66)	0:25.27 [5] (0:11.97)	0:13.30 [3] (0:13.30)
Average Speed [km/h]	45.5	64.4	63.2	61.8	62.8	60.2	54.1
Top Speed [km/h]	65.7	65.4	64.4	62.7	63.3	62.6	57.3
Avg. Dist. to Rail [m]	6.0	2.8	1.8	3.7	4.7	9.0	9.8
Avg. Stride Freq. [Hz]	2.3	2.4	2.3	2.3	2.4	2.4	2.2
Avg. Stride Length [m]	5.3	7.1	7.1	7.1	7.0	7.0	6.8



Report Created: Fri 26 January 2024 16:14:09 GMT+11 (Note: Timing is based on positional data)

- [] Ranking at each section and finish
- :-:- No data available at this section
- NA No data available

Horse/Jockey Name	PRINCE TIKEA
Finish Rank	4
Fastest Section Time (Section)	0:11.13 (L1200)
Top Speed [km/h] (Section)	65.0 (Overall)
Race State	Finished



Thomas Farms RC Murray Bridge SA - Professional

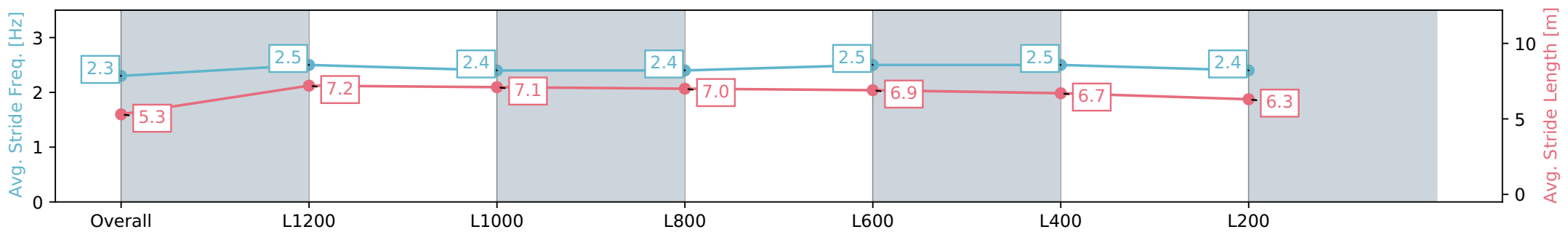
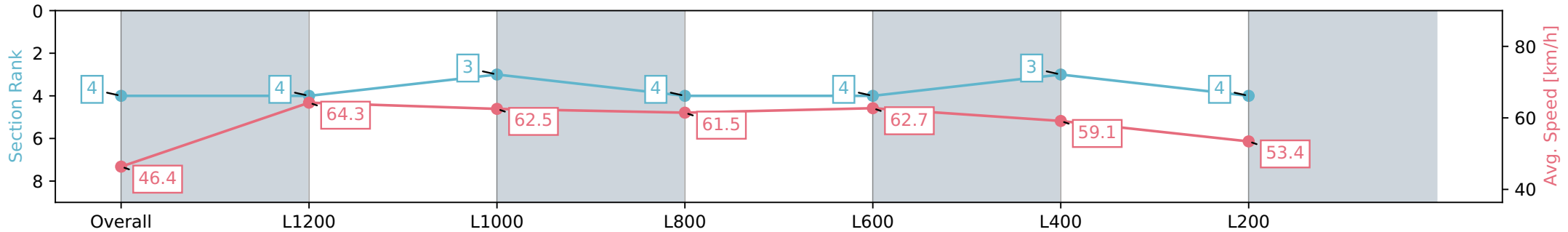
Race 6: Platinum Ag Services Bryan Guy Memorial Rating 0 - 62 Handicap - 1400m

26 January 2024 - 3:22PM

Track Rating: Soft 6, Weather: Overcast, Rail Position: +9m 1000m-W/Post, +6m 1200 Chute, True Remainder



Section	Overall	L1200	L1000	L800	L600	L400	L200
Section Times	1:27.30 [4] (0:15.51)	1:11.79 [4] (0:11.13)	1:00.66 [3] (0:11.46)	0:49.20 [4] (0:11.92)	0:37.28 [4] (0:11.62)	0:25.66 [3] (0:12.19)	0:13.47 [4] (0:13.47)
Average Speed [km/h]	46.4	64.3	62.5	61.5	62.7	59.1	53.4
Top Speed [km/h]	65.0	64.9	63.7	62.9	64.2	63.3	56.1
Avg. Dist. to Rail [m]	3.8	3.1	2.1	3.3	3.6	6.9	7.7
Avg. Stride Freq. [Hz]	2.3	2.5	2.4	2.4	2.5	2.5	2.4
Avg. Stride Length [m]	5.3	7.2	7.1	7.0	6.9	6.7	6.3



Report Created: Fri 26 January 2024 16:14:12 GMT+11 (Note: Timing is based on positional data)

- [] Ranking at each section and finish
- :-:- No data available at this section
- NA No data available

Horse/Jockey Name	BABY ALEX
Finish Rank	5
Fastest Section Time (Section)	0:11.17 (L1200)
Top Speed [km/h] (Section)	65.1 (L1200)
Race State	Finished



Thomas Farms RC Murray Bridge SA - Professional

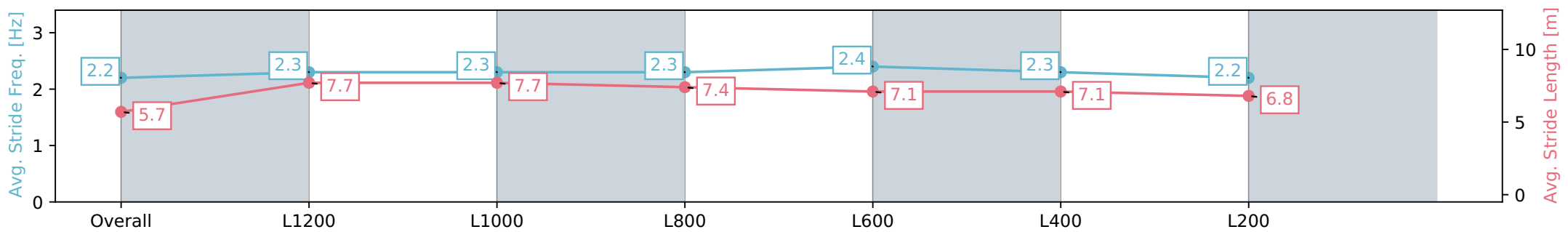
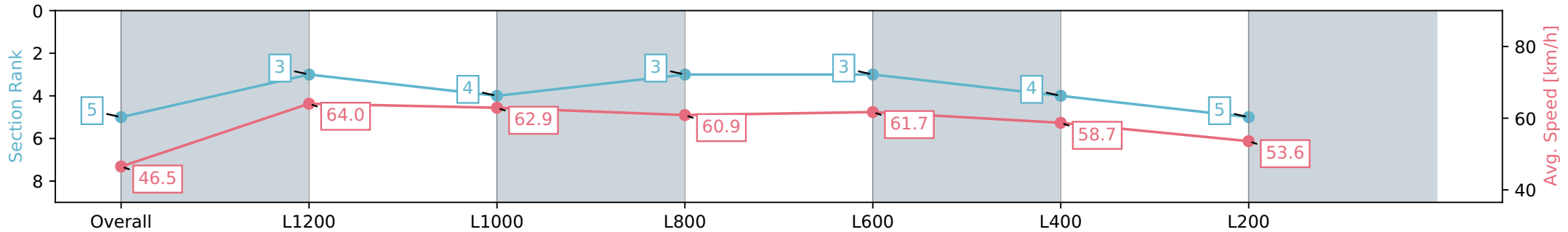
Race 6: Platinum Ag Services Bryan Guy Memorial Rating 0 - 62 Handicap - 1400m

26 January 2024 - 3:22PM

Track Rating: Soft 6, Weather: Overcast, Rail Position: +9m 1000m-W/Post, +6m 1200 Chute, True Remainder



Section	Overall	L1200	L1000	L800	L600	L400	L200
Section Times	1:27.44 [5] (0:15.48)	1:11.96 [3] (0:11.17)	1:00.79 [4] (0:11.40)	0:49.39 [3] (0:11.97)	0:37.42 [3] (0:11.69)	0:25.73 [4] (0:12.28)	0:13.44 [5] (0:13.44)
Average Speed [km/h]	46.5	64.0	62.9	60.9	61.7	58.7	53.6
Top Speed [km/h]	64.3	65.1	63.8	62.4	64.8	61.6	56.6
Avg. Dist. to Rail [m]	3.7	2.9	1.4	2.5	1.2	5.7	7.3
Avg. Stride Freq. [Hz]	2.2	2.3	2.3	2.3	2.4	2.3	2.2
Avg. Stride Length [m]	5.7	7.7	7.7	7.4	7.1	7.1	6.8



Report Created: Fri 26 January 2024 16:14:15 GMT+11 (Note: Timing is based on positional data)

- [] Ranking at each section and finish
- :-:- No data available at this section
- NA No data available

Horse/Jockey Name	WHENTHEDEELINGSDUN
Finish Rank	6
Fastest Section Time (Section)	0:11.04 (L1200)
Top Speed [km/h] (Section)	65.4 (L1200)
Race State	Finished



Thomas Farms RC Murray Bridge SA - Professional

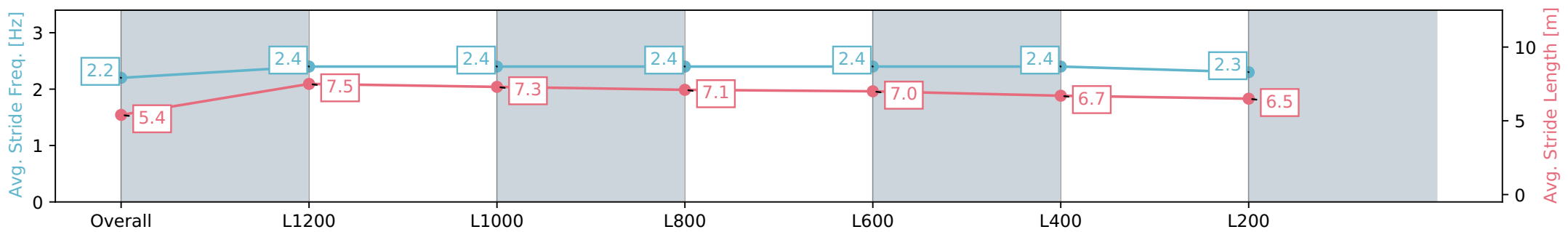
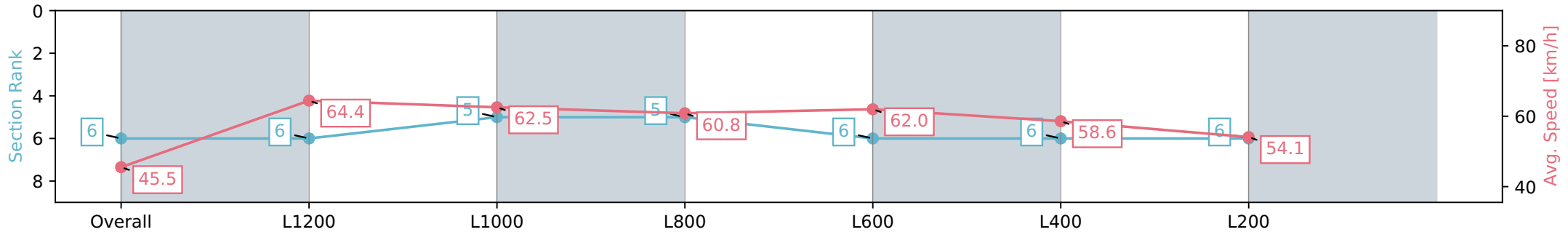
Race 6: Platinum Ag Services Bryan Guy Memorial Rating 0 - 62 Handicap - 1400m

26 January 2024 - 3:22PM

Track Rating: Soft 6, Weather: Overcast, Rail Position: +9m 1000m-W/Post, +6m 1200 Chute, True Remainder



Section	Overall	L1200	L1000	L800	L600	L400	L200
Section Times	1:27.62 [6] (0:15.82)	1:11.80 [6] (0:11.04)	1:00.76 [5] (0:11.38)	0:49.38 [5] (0:12.05)	0:37.33 [6] (0:11.74)	0:25.59 [6] (0:12.28)	0:13.31 [6] (0:13.31)
Average Speed [km/h]	45.5	64.4	62.5	60.8	62.0	58.6	54.1
Top Speed [km/h]	64.8	65.4	64.7	62.0	63.1	61.7	56.4
Avg. Dist. to Rail [m]	5.0	4.4	3.0	3.5	2.4	4.1	2.8
Avg. Stride Freq. [Hz]	2.2	2.4	2.4	2.4	2.4	2.4	2.3
Avg. Stride Length [m]	5.4	7.5	7.3	7.1	7.0	6.7	6.5



Report Created: Fri 26 January 2024 16:14:18 GMT+11 (Note: Timing is based on positional data)

- [] Ranking at each section and finish
- :-:- No data available at this section
- NA No data available