



RACING SA

# Thomas Farms RC Murray Bridge SA

## Race 5: Nufarm Australia Benchmark 56 Handicap - 2500m

26 January 2024 - 2:47PM



Track Rating: Soft 6, Weather: Overcast, Rail Position: +9m 1000m-W/Post, +6m 1200

Chute, True Remainder

Section														
Field Times		Overall	L2400	L2200	L2000	L1800	L1600							
		2:47.87	2:33.52	2:21.82	2:09.32	1:55.93	1:42.12							
		(0:14.35)	(0:11.69)	(0:12.51)	(0:13.39)	(0:13.81)	(0:13.83)							
Position	#	Horse/Jockey	Barrier	Top Speed [km/h]	Fastest Section	First 400m								From Winner [m]
1	1	SANDASTAN	2	61.9	0:11.90	0:32.49	2:47.87	2:33.46 [2]	2:21.56 [2]	2:09.07 [2]	1:55.68 [2]	1:41.88 [2]		
		Samuel Payne		2200-2000	2200-2000		(0:14.41)	(0:11.90)	(0:12.49)	(0:13.39)	(0:13.80)	(0:13.75)		
2	8	EIGHT ON THE DOT	9	62.7	0:12.06	0:33.32	2:48.24	2:33.36 [7]	2:21.28 [7]	2:08.27 [7]	1:55.00 [7]	1:41.17 [8]		+10
		Ben Price		600-400	600-400		(0:14.88)	(0:12.07)	(0:13.02)	(0:13.27)	(0:13.83)	(0:13.82)		
3	3	WARRANTYTE ROAD	10	62.0	0:12.08	0:33.64	2:48.48	2:33.35 [8]	2:21.27 [9]	2:08.21 [9]	1:55.05 [9]	1:41.17 [9]		+8
		Jessica Eaton		400-200	2200-2000		(0:15.13)	(0:12.08)	(0:13.06)	(0:13.16)	(0:13.88)	(0:13.90)		
4	2	WOLF PRINCE	1	60.9	0:11.95	0:33.02	2:48.59	2:33.78 [5]	2:21.83 [5]	2:09.04 [5]	1:55.96 [4]	1:42.21 [4]		-5
		Jason Holder		2200-2000	2200-2000		(0:14.81)	(0:11.95)	(0:12.79)	(0:13.08)	(0:13.75)	(0:13.69)		
5	9	ENRICO PALLAZZO	5	61.4	0:11.99	0:33.56	2:48.68	2:33.48 [9]	2:21.49 [8]	2:08.48 [8]	1:55.33 [8]	1:41.62 [7]		-1
		Justin Potter		2200-2000	2200-2000		(0:15.20)	(0:11.99)	(0:13.01)	(0:13.15)	(0:13.71)	(0:13.81)		
6	6	MR COYNE	3	62.5	0:11.69	0:32.14	2:48.97	2:34.62 [1]	2:22.93 [1]	2:10.42 [1]	1:57.03 [1]	1:43.22 [1]		-4
		Alana Livesey		2200-2000	2200-2000		(0:14.35)	(0:11.69)	(0:12.51)	(0:13.39)	(0:13.81)	(0:13.82)		
7	5	WRISTBAND	4	60.5	0:12.13	0:33.28	2:49.00	2:34.18 [6]	2:22.05 [6]	2:09.12 [6]	1:56.01 [6]	1:42.34 [5]		-1
		Sophie Logan		600-400	2200-2000		(0:14.82)	(0:12.13)	(0:12.93)	(0:13.11)	(0:13.67)	(0:13.78)		
8	10	VOILA LA VALSE	8	62.0	0:11.89	0:32.84	2:49.73	2:35.01 [4]	2:23.12 [3]	2:10.45 [3]	1:57.14 [3]	1:43.38 [3]		+0
		Rochelle Milnes		2200-2000	2200-2000		(0:14.72)	(0:11.89)	(0:12.67)	(0:13.31)	(0:13.76)	(0:13.70)		
9	4	DINGABLEDINGA	6	61.3	0:11.98	0:32.98	2:50.03	2:35.31 [3]	2:23.33 [4]	2:10.53 [4]	1:57.20 [5]	1:43.25 [6]		+6
		Lachlan Neindorf		2200-2000	2200-2000		(0:14.72)	(0:11.98)	(0:12.80)	(0:13.33)	(0:13.95)	(0:13.79)		

Scratched: Scottish Soldier (#7)

- [ ] Position in running at each section and finish
- # Saddle cloth number
- :-:- No data available at this section
- Background shading for fastest section
- NA No data available



RACING SA

Thomas Farms RC Murray Bridge SA
Race 5: Nufarm Australia Benchmark 56 Handicap - 2500m
26 January 2024 - 2:47PM



Track Rating: Soft 6, Weather: Overcast, Rail Position: +9m 1000m-W/Post, +6m 1200

Chute, True Remainder

Table with columns: Section, Field Times, Position, #, Horse/Jockey, Barrier, Top Speed [km/h], Fastest Section, First 400m, L1400, L1200, L1000, L800, L600, L400, Margin. Contains race results for 9 horses including Sandastan, Eight on the Dot, Warrantdyte Road, Wolf Prince, Enrico Pallazzo, Mr Coyne, Wristband, Voila la Valse, and Dingabledinga.

Scratched: Scottish Soldier (#7)

- [ ] Position in running at each section and finish
# Saddle cloth number
-:-:- No data available at this section
NA No data available



RACING SA

Thomas Farms RC Murray Bridge SA
Race 5: Nufarm Australia Benchmark 56 Handicap - 2500m
26 January 2024 - 2:47PM



Track Rating: Soft 6, Weather: Overcast, Rail Position: +9m 1000m-W/Post, +6m 1200
Chute, True Remainder

Table with columns: Section, Field Times, Position, #, Horse/Jockey, Barrier, Top Speed [km/h], Fastest Section, First 400m, L200, Margin. Contains race results for horses like SANDASTAN, EIGHT ON THE DOT, WARRANDYTE ROAD, etc.

Scratched: Scottish Soldier (#7)

- [ ] Position in running at each section and finish
# Saddle cloth number
-:-:- No data available at this section
NA No data available

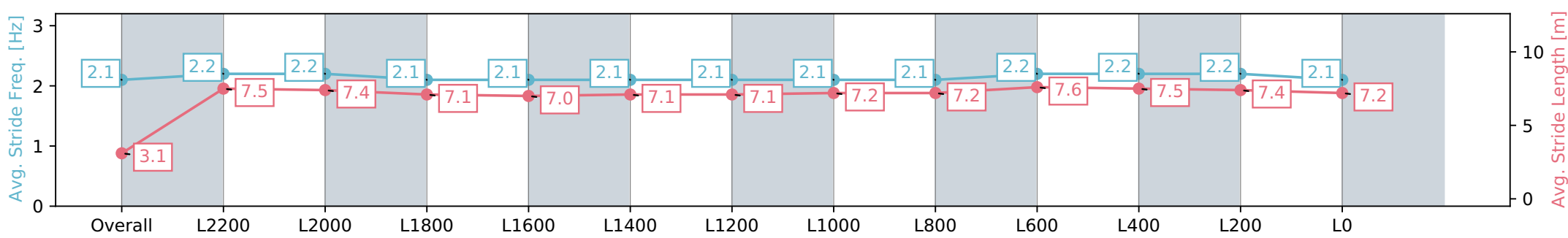
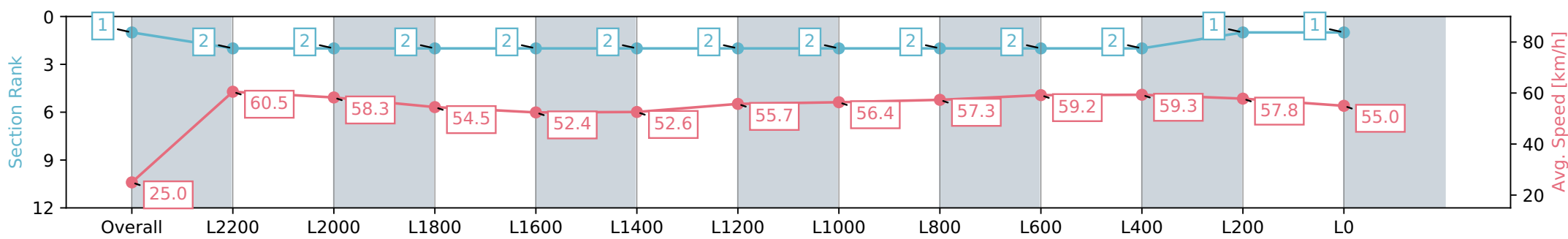
Horse/Jockey Name	SANDASTAN
Finish Rank	1
Fastest Section Time (Section)	0:11.90 (L2400)
Top Speed [km/h] (Section)	61.9 (L2400)
Race State	Finished



Thomas Farms RC Murray Bridge SA - Professional  
 Race 5: Nufarm Australia Benchmark 56 Handicap - 2500m  
 26 January 2024 - 2:47PM  
 Track Rating: Soft 6, Weather: Overcast, Rail Position: +9m 1000m-  
 W/Post, +6m 1200 Chute, True Remainder



Section	Overall	L2200	L2000	L1800	L1600	L1400	L1200	L1000	L800	L600	L400	L200	L0
Section Times	2:47.87 [1] (0:14.41)	2:33.46 [2] (0:11.90)	2:21.56 [2] (0:12.49)	2:09.07 [2] (0:13.39)	1:55.68 [2] (0:13.80)	1:41.88 [2] (0:13.75)	1:28.13 [2] (0:12.92)	1:15.21 [2] (0:12.67)	1:02.54 [2] (0:12.52)	0:50.02 [2] (0:12.37)	0:37.65 [2] (0:12.26)	0:25.39 [1] (0:12.46)	0:12.93 [1] (0:12.93)
Average Speed [km/h]	25.0	60.5	58.3	54.5	52.4	52.6	55.7	56.4	57.3	59.2	59.3	57.8	55.0
Top Speed [km/h]	61.1	61.9	59.2	57.6	53.0	54.8	57.0	57.1	58.5	59.9	59.8	59.4	56.6
Avg. Dist. to Rail [m]	7.1	1.3	2.3	3.3	0.8	2.2	2.1	3.0	1.9	3.2	2.7	2.8	2.7
Avg. Stride Freq. [Hz]	2.1	2.2	2.2	2.1	2.1	2.1	2.1	2.1	2.1	2.2	2.2	2.2	2.1
Avg. Stride Length [m]	3.1	7.5	7.4	7.1	7.0	7.1	7.1	7.1	7.2	7.2	7.6	7.4	7.2



Report Created: Fri 26 January 2024 15:35:06 GMT+11 (Note: Timing is based on positional data)

- [ ] Ranking at each section and finish
- :-:- No data available at this section
- NA No data available

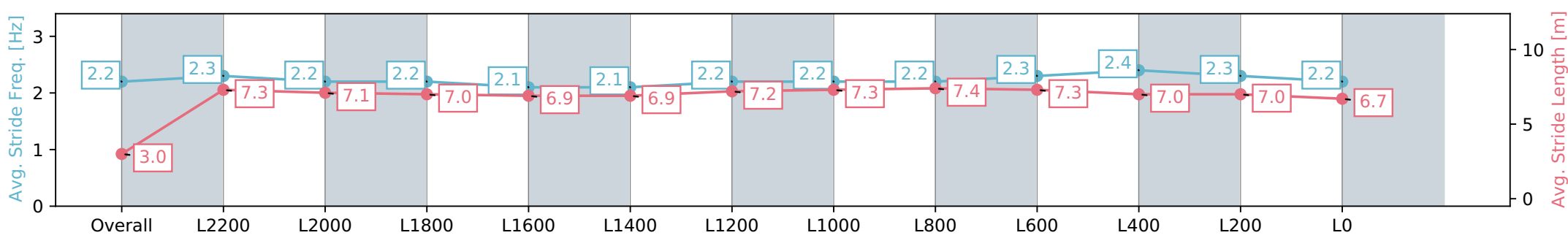
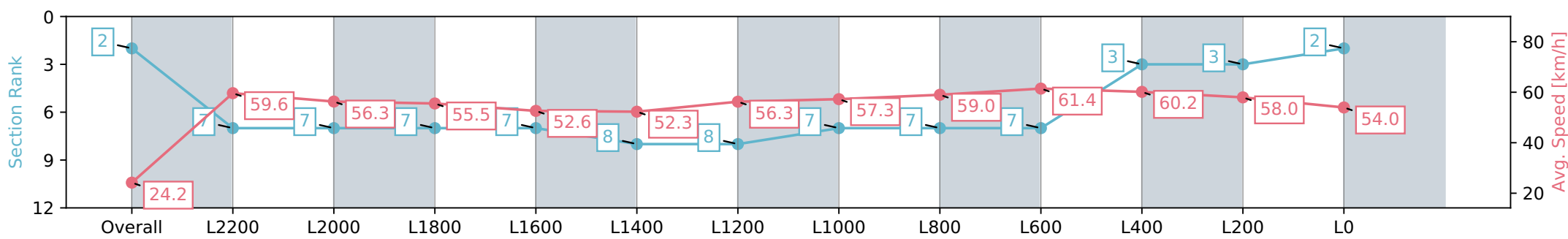
Horse/Jockey Name	EIGHT ON THE DOT
Finish Rank	2
Fastest Section Time (Section)	0:12.06 (L800)
Top Speed [km/h] (Section)	62.7 (L800)
Race State	Finished



Thomas Farms RC Murray Bridge SA - Professional  
 Race 5: Nufarm Australia Benchmark 56 Handicap - 2500m  
 26 January 2024 - 2:47PM  
 Track Rating: Soft 6, Weather: Overcast, Rail Position: +9m 1000m-  
 W/Post, +6m 1200 Chute, True Remainder



Section	Overall	L2200	L2000	L1800	L1600	L1400	L1200	L1000	L800	L600	L400	L200	L0
Section Times	2:48.24 [2] (0:14.88)	2:33.36 [7] (0:12.07)	2:21.28 [7] (0:13.02)	2:08.27 [7] (0:13.27)	1:55.00 [7] (0:13.83)	1:41.17 [8] (0:13.82)	1:27.35 [8] (0:12.79)	1:14.56 [7] (0:12.48)	1:02.08 [7] (0:12.26)	0:49.82 [7] (0:12.06)	0:37.76 [3] (0:12.18)	0:25.57 [3] (0:12.42)	0:13.16 [2] (0:13.16)
Average Speed [km/h]	24.2	59.6	56.3	55.5	52.6	52.3	56.3	57.3	59.0	61.4	60.2	58.0	54.0
Top Speed [km/h]	58.7	61.1	58.9	56.8	53.3	53.5	57.9	58.4	60.5	62.7	61.5	61.3	55.6
Avg. Dist. to Rail [m]	11.2	4.3	4.4	5.4	1.8	1.9	1.4	3.5	2.8	5.7	4.2	4.0	4.1
Avg. Stride Freq. [Hz]	2.2	2.3	2.2	2.2	2.1	2.1	2.2	2.2	2.2	2.3	2.4	2.3	2.2
Avg. Stride Length [m]	3.0	7.3	7.1	7.0	6.9	6.9	7.2	7.3	7.4	7.3	7.0	7.0	6.7



Report Created: Fri 26 January 2024 15:35:11 GMT+11 (Note: Timing is based on positional data)

- [ ] Ranking at each section and finish
- :-:- No data available at this section
- NA No data available

Horse/Jockey Name	WARRANTYTE ROAD
Finish Rank	3
Fastest Section Time (Section)	0:12.08 (L2400)
Top Speed [km/h] (Section)	62.0 (L600)
Race State	Finished



Thomas Farms RC Murray Bridge SA - Professional

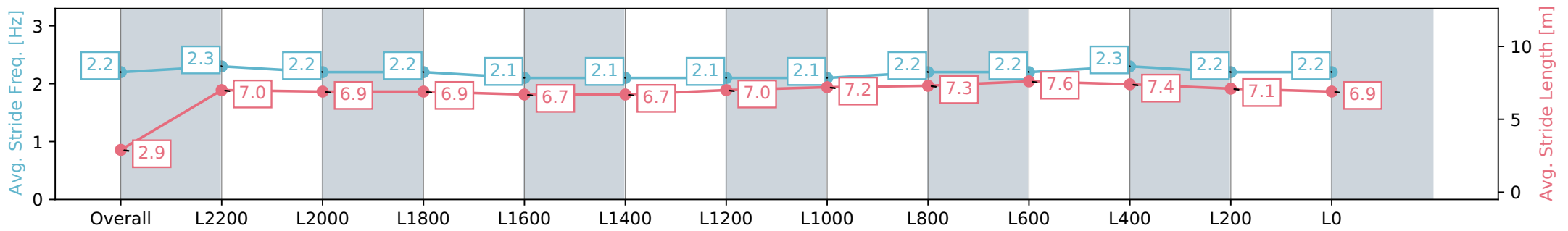
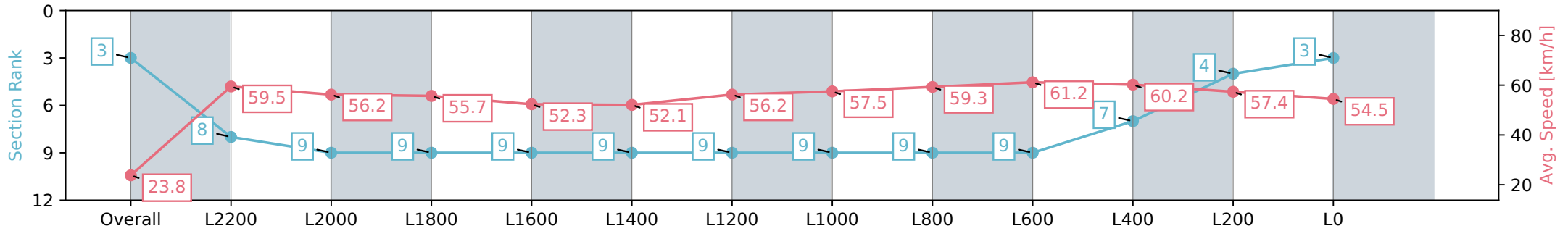
Race 5: Nufarm Australia Benchmark 56 Handicap - 2500m

26 January 2024 - 2:47PM

Track Rating: Soft 6, Weather: Overcast, Rail Position: +9m 1000m-W/Post, +6m 1200 Chute, True Remainder



Section	Overall	L2200	L2000	L1800	L1600	L1400	L1200	L1000	L800	L600	L400	L200	L0
Section Times	2:48.48 [3] (0:15.13)	2:33.35 [8] (0:12.08)	2:21.27 [9] (0:13.06)	2:08.21 [9] (0:13.16)	1:55.05 [9] (0:13.88)	1:41.17 [9] (0:13.90)	1:27.27 [9] (0:12.81)	1:14.46 [9] (0:12.41)	1:02.05 [9] (0:12.18)	0:49.87 [9] (0:12.10)	0:37.77 [7] (0:12.14)	0:25.63 [4] (0:12.56)	0:13.07 [3] (0:13.07)
Average Speed [km/h]	23.8	59.5	56.2	55.7	52.3	52.1	56.2	57.5	59.3	61.2	60.2	57.4	54.5
Top Speed [km/h]	58.0	60.4	58.1	56.5	54.6	53.6	57.8	58.0	61.0	61.9	62.0	59.2	56.2
Avg. Dist. to Rail [m]	11.9	3.8	4.1	4.6	1.7	2.3	2.3	2.8	2.3	5.2	4.4	6.8	7.4
Avg. Stride Freq. [Hz]	2.2	2.3	2.2	2.2	2.1	2.1	2.1	2.1	2.2	2.2	2.3	2.2	2.2
Avg. Stride Length [m]	2.9	7.0	6.9	6.9	6.7	6.7	7.0	7.2	7.3	7.6	7.4	7.1	6.9



Report Created: Fri 26 January 2024 15:35:16 GMT+11 (Note: Timing is based on positional data)

- [ ] Ranking at each section and finish
- :-:- No data available at this section
- NA No data available

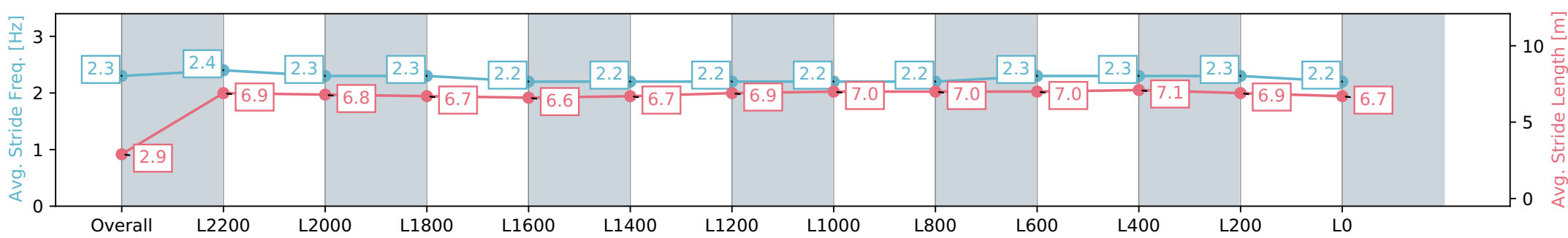
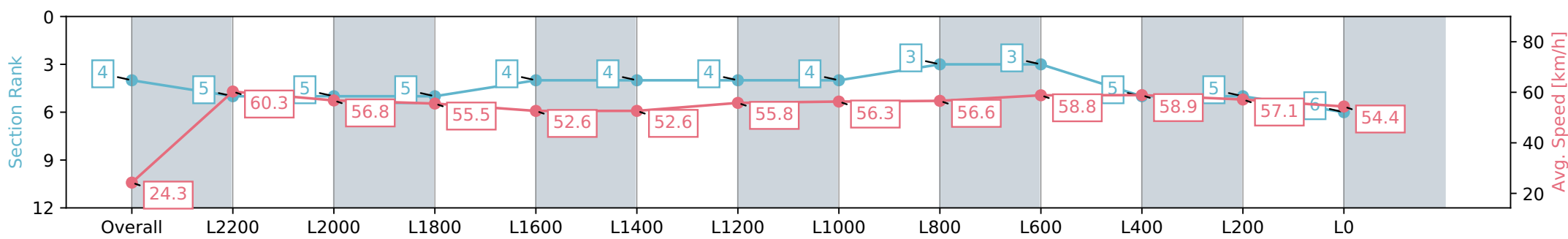
Horse/Jockey Name	WOLF PRINCE
Finish Rank	4
Fastest Section Time (Section)	0:11.95 (L2400)
Top Speed [km/h] (Section)	60.9 (L2400)
Race State	Finished



Thomas Farms RC Murray Bridge SA - Professional  
 Race 5: Nufarm Australia Benchmark 56 Handicap - 2500m  
 26 January 2024 - 2:47PM  
 Track Rating: Soft 6, Weather: Overcast, Rail Position: +9m 1000m-  
 W/Post, +6m 1200 Chute, True Remainder



Section	Overall	L2200	L2000	L1800	L1600	L1400	L1200	L1000	L800	L600	L400	L200	L0
Section Times	2:48.59 [4] (0:14.81)	2:33.78 [5] (0:11.95)	2:21.83 [5] (0:12.79)	2:09.04 [5] (0:13.08)	1:55.96 [4] (0:13.75)	1:42.21 [4] (0:13.69)	1:28.52 [4] (0:12.91)	1:15.61 [4] (0:12.66)	1:02.95 [3] (0:12.57)	0:50.37 [3] (0:12.38)	0:37.99 [5] (0:12.33)	0:25.66 [5] (0:12.60)	0:13.06 [6] (0:13.06)
Average Speed [km/h]	24.3	60.3	56.8	55.5	52.6	52.6	55.8	56.3	56.6	58.8	58.9	57.1	54.4
Top Speed [km/h]	60.5	60.9	58.8	57.5	53.3	54.3	56.9	57.0	57.7	59.5	60.3	59.1	55.6
Avg. Dist. to Rail [m]	7.4	1.8	1.9	2.7	0.7	1.3	0.9	4.2	2.3	2.2	2.5	5.7	6.4
Avg. Stride Freq. [Hz]	2.3	2.4	2.3	2.3	2.2	2.2	2.2	2.2	2.2	2.3	2.3	2.3	2.2
Avg. Stride Length [m]	2.9	6.9	6.8	6.7	6.6	6.7	6.9	7.0	7.0	7.0	7.1	6.9	6.7



Report Created: Fri 26 January 2024 15:35:21 GMT+11 (Note: Timing is based on positional data)

- [ ] Ranking at each section and finish
- :-:- No data available at this section
- NA No data available



Horse/Jockey Name	ENRICO PALLAZZO
Finish Rank	5
Fastest Section Time (Section)	0:11.99 (L2400)
Top Speed [km/h] (Section)	61.4 (L2400)
Race State	Finished



Thomas Farms RC Murray Bridge SA - Professional

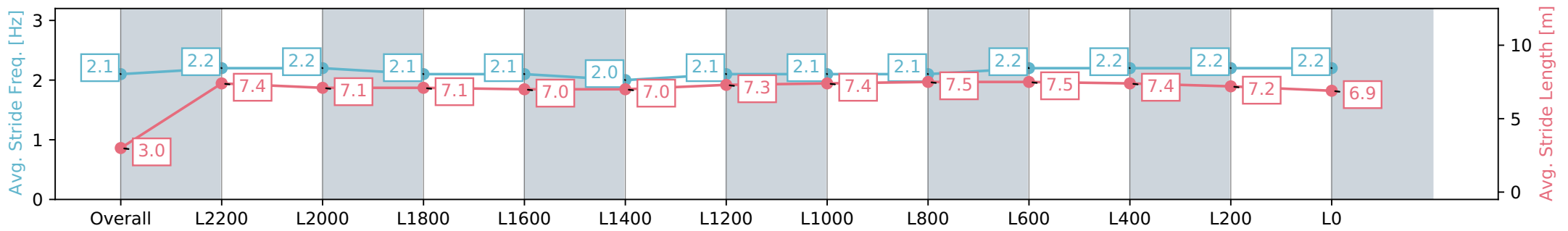
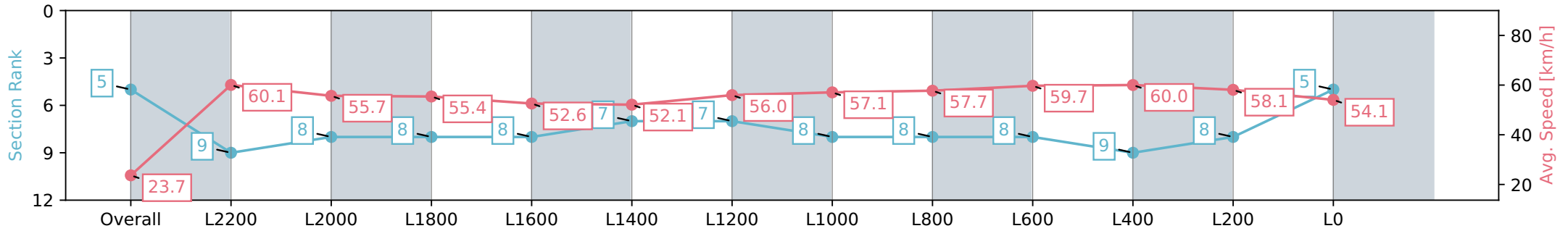
Race 5: Nufarm Australia Benchmark 56 Handicap - 2500m

26 January 2024 - 2:47PM

Track Rating: Soft 6, Weather: Overcast, Rail Position: +9m 1000m-W/Post, +6m 1200 Chute, True Remainder



Section	Overall	L2200	L2000	L1800	L1600	L1400	L1200	L1000	L800	L600	L400	L200	L0
Section Times	2:48.68 [5] (0:15.20)	2:33.48 [9] (0:11.99)	2:21.49 [8] (0:13.01)	2:08.48 [8] (0:13.15)	1:55.33 [8] (0:13.71)	1:41.62 [7] (0:13.81)	1:27.81 [7] (0:12.86)	1:14.95 [8] (0:12.52)	1:02.43 [8] (0:12.34)	0:50.09 [8] (0:12.30)	0:37.79 [9] (0:12.25)	0:25.54 [8] (0:12.38)	0:13.16 [5] (0:13.16)
Average Speed [km/h]	23.7	60.1	55.7	55.4	52.6	52.1	56.0	57.1	57.7	59.7	60.0	58.1	54.1
Top Speed [km/h]	59.9	61.4	57.2	56.3	54.3	53.8	57.2	58.5	58.6	60.8	61.3	60.0	56.5
Avg. Dist. to Rail [m]	8.6	1.5	1.4	2.6	0.4	0.7	0.5	4.1	2.3	3.9	5.4	9.8	10.2
Avg. Stride Freq. [Hz]	2.1	2.2	2.2	2.1	2.1	2.0	2.1	2.1	2.1	2.1	2.2	2.2	2.2
Avg. Stride Length [m]	3.0	7.4	7.1	7.1	7.0	7.0	7.3	7.4	7.5	7.5	7.4	7.2	6.9



Report Created: Fri 26 January 2024 15:35:26 GMT+11 (Note: Timing is based on positional data)

- [ ] Ranking at each section and finish
- :-:- No data available at this section
- NA No data available



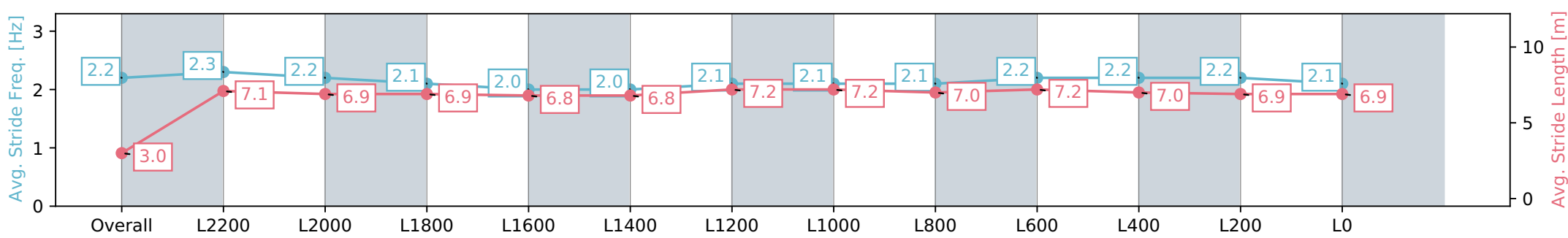
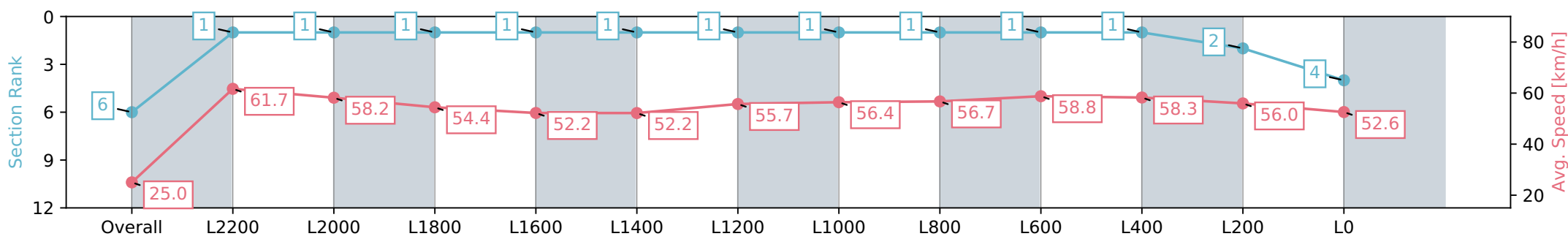
Horse/Jockey Name	MR COYNE
Finish Rank	6
Fastest Section Time (Section)	0:11.69 (L2400)
Top Speed [km/h] (Section)	62.5 (L2400)
Race State	Finished



Thomas Farms RC Murray Bridge SA - Professional  
 Race 5: Nufarm Australia Benchmark 56 Handicap - 2500m  
 26 January 2024 - 2:47PM  
 Track Rating: Soft 6, Weather: Overcast, Rail Position: +9m 1000m-  
 W/Post, +6m 1200 Chute, True Remainder



Section	Overall	L2200	L2000	L1800	L1600	L1400	L1200	L1000	L800	L600	L400	L200	L0
Section Times	2:48.97 [6] (0:14.35)	2:34.62 [1] (0:11.69)	2:22.93 [1] (0:12.51)	2:10.42 [1] (0:13.39)	1:57.03 [1] (0:13.81)	1:43.22 [1] (0:13.82)	1:29.40 [1] (0:12.91)	1:16.49 [1] (0:12.68)	1:03.81 [1] (0:12.62)	0:51.19 [1] (0:12.38)	0:38.81 [1] (0:12.44)	0:26.37 [2] (0:12.85)	0:13.52 [4] (0:13.52)
Average Speed [km/h]	25.0	61.7	58.2	54.4	52.2	52.2	55.7	56.4	56.7	58.8	58.3	56.0	52.6
Top Speed [km/h]	61.8	62.5	60.3	56.3	53.1	54.8	56.4	56.7	57.7	59.7	59.2	57.4	55.3
Avg. Dist. to Rail [m]	8.7	4.0	2.9	2.8	0.5	1.2	1.1	3.4	1.9	2.3	1.6	3.2	4.1
Avg. Stride Freq. [Hz]	2.2	2.3	2.2	2.1	2.0	2.0	2.1	2.1	2.1	2.2	2.2	2.2	2.1
Avg. Stride Length [m]	3.0	7.1	6.9	6.9	6.8	6.8	7.2	7.2	7.0	7.2	7.0	6.9	6.9



Report Created: Fri 26 January 2024 15:35:31 GMT+11 (Note: Timing is based on positional data)

- [ ] Ranking at each section and finish
- :-:- No data available at this section
- NA No data available

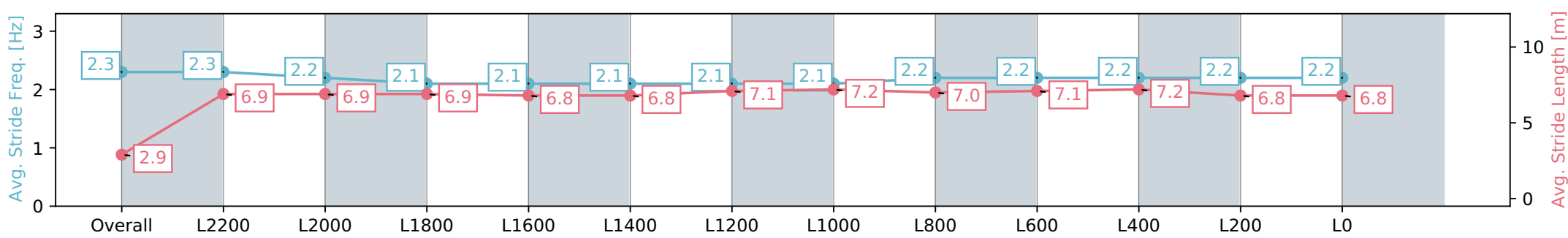
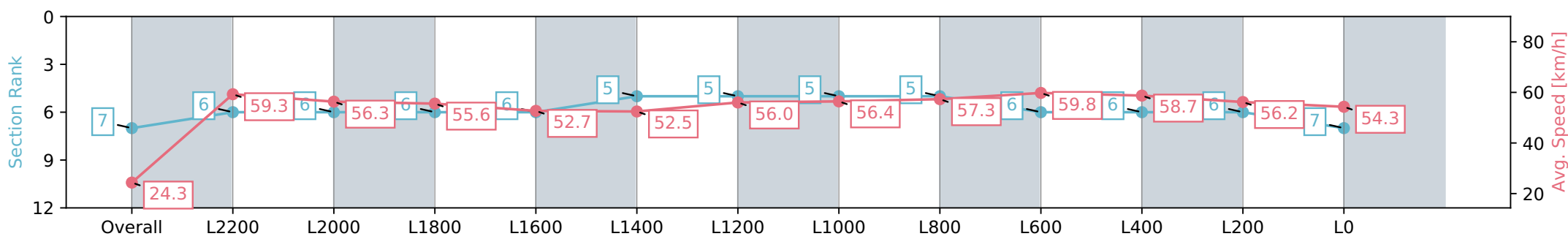
Horse/Jockey Name	WRISTBAND
Finish Rank	7
Fastest Section Time (Section)	0:12.13 (L2400)
Top Speed [km/h] (Section)	60.5 (L800)
Race State	Finished



Thomas Farms RC Murray Bridge SA - Professional  
 Race 5: Nufarm Australia Benchmark 56 Handicap - 2500m  
 26 January 2024 - 2:47PM  
 Track Rating: Soft 6, Weather: Overcast, Rail Position: +9m 1000m-  
 W/Post, +6m 1200 Chute, True Remainder



Section	Overall	L2200	L2000	L1800	L1600	L1400	L1200	L1000	L800	L600	L400	L200	L0
Section Times	2:49.00 [7] (0:14.82)	2:34.18 [6] (0:12.13)	2:22.05 [6] (0:12.93)	2:09.12 [6] (0:13.11)	1:56.01 [6] (0:13.67)	1:42.34 [5] (0:13.78)	1:28.56 [5] (0:12.83)	1:15.73 [5] (0:12.66)	1:03.07 [5] (0:12.49)	0:50.57 [6] (0:12.26)	0:38.32 [6] (0:12.43)	0:25.89 [6] (0:12.82)	0:13.07 [7] (0:13.07)
Average Speed [km/h]	24.3	59.3	56.3	55.6	52.7	52.5	56.0	56.4	57.3	59.8	58.7	56.2	54.3
Top Speed [km/h]	59.3	60.5	58.5	56.6	53.2	54.3	57.2	57.0	58.1	60.5	60.2	58.2	54.7
Avg. Dist. to Rail [m]	8.8	3.2	2.6	2.9	0.5	1.0	1.2	3.5	2.0	3.5	3.7	6.6	6.2
Avg. Stride Freq. [Hz]	2.3	2.3	2.2	2.1	2.1	2.1	2.1	2.1	2.2	2.2	2.2	2.2	2.2
Avg. Stride Length [m]	2.9	6.9	6.9	6.9	6.9	6.8	6.8	7.1	7.2	7.0	7.1	7.2	6.8



- [ ] Ranking at each section and finish
- :-:- No data available at this section
- NA No data available

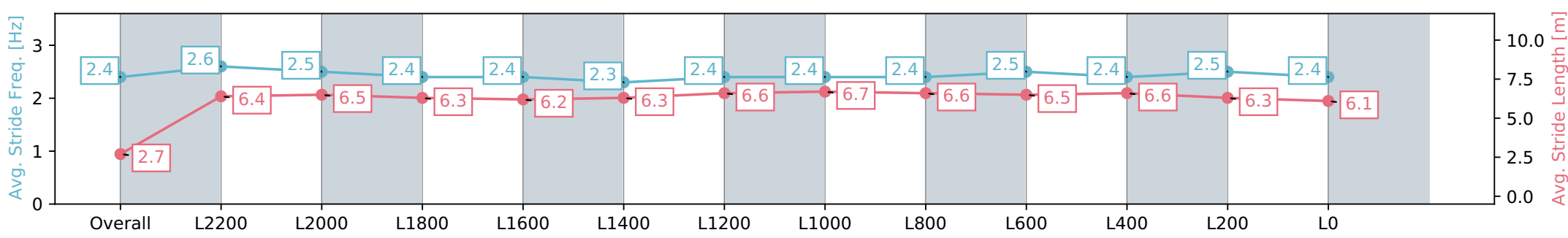
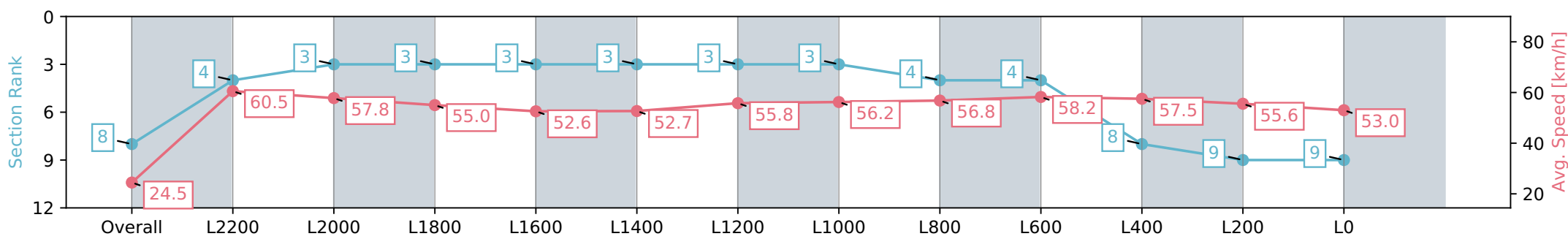
Horse/Jockey Name	VOILA LA VALSE
Finish Rank	8
Fastest Section Time (Section)	0:11.89 (L2400)
Top Speed [km/h] (Section)	62.0 (L2400)
Race State	Finished



Thomas Farms RC Murray Bridge SA - Professional  
 Race 5: Nufarm Australia Benchmark 56 Handicap - 2500m  
 26 January 2024 - 2:47PM  
 Track Rating: Soft 6, Weather: Overcast, Rail Position: +9m 1000m-  
 W/Post, +6m 1200 Chute, True Remainder



Section	Overall	L2200	L2000	L1800	L1600	L1400	L1200	L1000	L800	L600	L400	L200	L0
Section Times	2:49.73 [8] (0:14.72)	2:35.01 [4] (0:11.89)	2:23.12 [3] (0:12.67)	2:10.45 [3] (0:13.31)	1:57.14 [3] (0:13.76)	1:43.38 [3] (0:13.70)	1:29.68 [3] (0:12.92)	1:16.76 [3] (0:12.69)	1:04.07 [4] (0:12.59)	0:51.48 [4] (0:12.56)	0:38.92 [8] (0:12.56)	0:26.35 [9] (0:12.95)	0:13.40 [9] (0:13.40)
Average Speed [km/h]	24.5	60.5	57.8	55.0	52.6	52.7	55.8	56.2	56.8	58.2	57.5	55.6	53.0
Top Speed [km/h]	59.4	62.0	59.4	59.0	54.0	54.5	56.9	57.0	58.5	59.1	58.9	57.2	54.3
Avg. Dist. to Rail [m]	10.6	5.0	4.0	4.2	1.0	1.9	1.5	3.8	2.3	3.3	1.1	3.9	8.0
Avg. Stride Freq. [Hz]	2.4	2.6	2.5	2.4	2.4	2.3	2.4	2.4	2.4	2.4	2.5	2.4	2.4
Avg. Stride Length [m]	2.7	6.4	6.5	6.3	6.2	6.3	6.6	6.7	6.6	6.5	6.6	6.3	6.1



- [ ] Ranking at each section and finish
- :-:- No data available at this section
- NA No data available

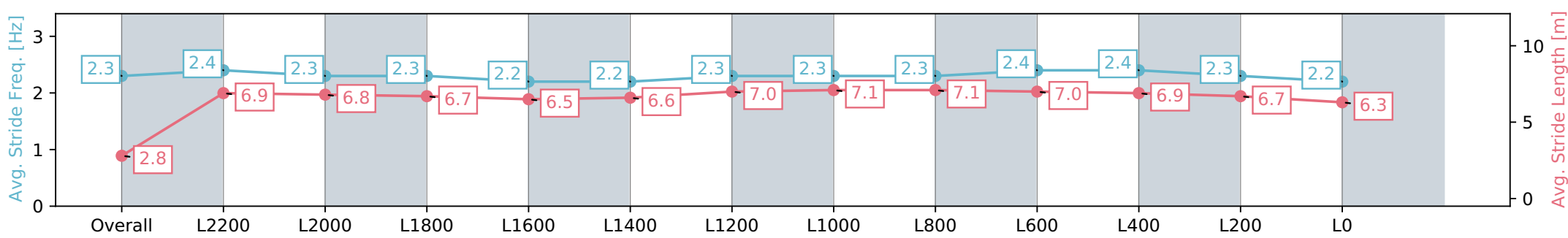
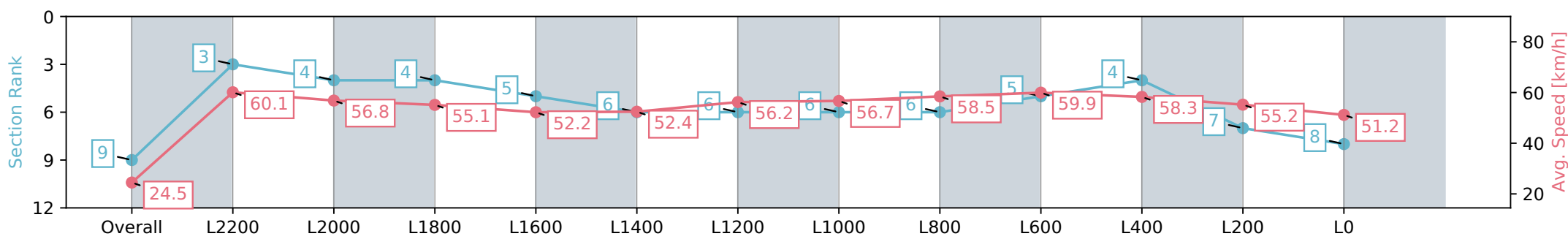
Horse/Jockey Name	DINGABLEDINGA
Finish Rank	9
Fastest Section Time (Section)	0:11.98 (L2400)
Top Speed [km/h] (Section)	61.3 (L2400)
Race State	Finished



Thomas Farms RC Murray Bridge SA - Professional  
 Race 5: Nufarm Australia Benchmark 56 Handicap - 2500m  
 26 January 2024 - 2:47PM  
 Track Rating: Soft 6, Weather: Overcast, Rail Position: +9m 1000m-W/Post, +6m 1200 Chute, True Remainder



Section	Overall	L2200	L2000	L1800	L1600	L1400	L1200	L1000	L800	L600	L400	L200	L0
Section Times	2:50.03 [9] (0:14.72)	2:35.31 [3] (0:11.98)	2:23.33 [4] (0:12.80)	2:10.53 [4] (0:13.33)	1:57.20 [5] (0:13.95)	1:43.25 [6] (0:13.79)	1:29.46 [6] (0:12.80)	1:16.66 [6] (0:12.61)	1:04.05 [6] (0:12.33)	0:51.72 [5] (0:12.26)	0:39.46 [4] (0:12.55)	0:26.91 [7] (0:13.04)	0:13.87 [8] (0:13.87)
Average Speed [km/h]	24.5	60.1	56.8	55.1	52.2	52.4	56.2	56.7	58.5	59.9	58.3	55.2	51.2
Top Speed [km/h]	59.9	61.3	58.1	57.3	53.0	54.8	57.0	57.5	60.4	60.9	60.3	57.3	53.6
Avg. Dist. to Rail [m]	8.5	2.6	2.3	4.7	2.4	2.7	2.6	2.8	1.9	4.5	3.7	4.8	4.9
Avg. Stride Freq. [Hz]	2.3	2.4	2.3	2.3	2.2	2.2	2.3	2.3	2.3	2.4	2.4	2.3	2.2
Avg. Stride Length [m]	2.8	6.9	6.8	6.7	6.5	6.6	7.0	7.1	7.1	7.0	6.9	6.7	6.3



Report Created: Fri 26 January 2024 15:35:47 GMT+11 (Note: Timing is based on positional data)

- [ ] Ranking at each section and finish
- :-:- No data available at this section
- NA No data available