



RACING SA

Thomas Farms RC Murray Bridge SA Race 3: Thomas Farms Maiden Plate - 1600m 26 January 2024 - 1:38PM



Track Rating: Soft 7, Weather: Overcast, Rail Position: +9m 1000m-W/Post, +6m 1200

Chute, True Remainder

Section														
Field Times		Overall	L1400	L1200	L1000	L800	L600							
		1:39.73 (0:15.16)	1:24.56 (0:10.92)	1:13.65 (0:11.47)	1:02.18 (0:12.25)	0:49.93 (0:12.63)	0:37.30 (0:12.32)							
Position	#	Horse/Jockey	Barrier	Top Speed [km/h]	Fastest Section	First 400m								From Winner [m]
1	11	CRIMSON VINE Teagan Voorham	7	65.2 1400-1200	0:11.13 1400-1200	0:26.73	1:39.73 (0:15.60)	1:24.13 [9] (0:11.13)	1:13.00 [8] (0:11.54)	1:01.46 [8] (0:12.14)	0:49.32 [8] (0:12.65)	0:36.67 [7] (0:12.14)		
2	2	HOLMES Todd Pannell	18	68.2 1600-1400	0:10.91 1400-1200	0:26.07	1:40.34 (0:15.16)	1:25.18 [1] (0:10.91)	1:14.27 [1] (0:11.48)	1:02.79 [1] (0:12.25)	0:50.54 [1] (0:12.63)	0:37.91 [1] (0:12.32)		-2
3	5	SPRAY GUN Lachlan Neindorf	10	67.0 1400-1200	0:11.00 1400-1200	0:26.31	1:40.46 (0:15.31)	1:25.15 [3] (0:11.00)	1:14.15 [3] (0:11.68)	1:02.47 [4] (0:12.25)	0:50.22 [6] (0:12.75)	0:37.47 [5] (0:12.13)		+5
4	1	CORDEN Jake Toeroek	12	66.2 1600-1400	0:11.11 1400-1200	0:26.28	1:40.50 (0:15.18)	1:25.32 [2] (0:11.11)	1:14.21 [2] (0:11.42)	1:02.79 [2] (0:12.17)	0:50.62 [2] (0:12.77)	0:37.85 [2] (0:12.33)		+1
5	6	TOSEN LAD Jacob Opperman	6	66.3 1400-1200	0:11.10 1400-1200	0:26.83	1:40.82 (0:15.73)	1:25.09 [10] (0:11.10)	1:13.99 [10] (0:11.56)	1:02.43 [10] (0:12.20)	0:50.23 [10] (0:12.76)	0:37.47 [10] (0:12.10)		-1
6	10	ARTISTIC GAL Margaret Collett	1	66.4 1400-1200	0:11.03 1400-1200	0:26.43	1:40.91 (0:15.40)	1:25.51 [6] (0:11.03)	1:14.48 [4] (0:11.44)	1:03.04 [3] (0:12.21)	0:50.83 [3] (0:12.69)	0:38.14 [3] (0:12.37)		-4
7	15	SANPAGO Kelsey Hannan	16	65.1 1400-1200	0:11.33 1400-1200	0:26.78	1:41.00 (0:15.45)	1:25.55 [8] (0:11.33)	1:14.22 [9] (0:11.60)	1:02.62 [9] (0:12.15)	0:50.47 [9] (0:12.81)	0:37.66 [9] (0:12.28)		+5
8	9	RAW GRUNT Ivy Lam	14	65.9 1600-1400	0:11.17 1400-1200	0:26.56	1:41.02 (0:15.40)	1:25.62 [7] (0:11.17)	1:14.45 [7] (0:11.44)	1:03.01 [5] (0:12.11)	0:50.90 [4] (0:12.67)	0:38.23 [4] (0:12.52)		+3
9	7	WINNING AURA Justin Potter	5	65.9 1400-1200	0:11.25 1400-1200	0:26.56	1:41.05 (0:15.31)	1:25.74 [3] (0:11.25)	1:14.49 [6] (0:11.55)	1:02.94 [7] (0:12.27)	0:50.67 [7] (0:12.71)	0:37.96 [8] (0:12.25)		-3
10	3	MAVEN MISSILE Samuel Payne	17	64.4 1400-1200	0:11.30 1400-1200	0:27.38	1:41.25 (0:16.08)	1:25.17 [13] (0:11.30)	1:13.87 [13] (0:11.50)	1:02.37 [13] (0:12.07)	0:50.30 [13] (0:12.79)	0:37.51 [14] (0:12.17)		+1

Scratched: Mr George (#4), Warthog (#16), Alpine Falls (#17), Military Action (#18)

Report Created: Fri 26 January 2024 14:27:41 GMT+11 (Note: Timing is based on positional data)

[] Position in running at each section and finish # Saddle cloth number
 -:-:- No data available at this section ■ Background shading for fastest section
 NA No data available



RACING SA

Thomas Farms RC Murray Bridge SA
Race 3: Thomas Farms Maiden Plate - 1600m
26 January 2024 - 1:38PM



Track Rating: Soft 7, Weather: Overcast, Rail Position: +9m 1000m-W/Post, +6m 1200
Chute, True Remainder

Table with columns: Section, Field Times, Position, #, Horse/Jockey, Barrier, Top Speed [km/h], Fastest Section, First 400m, Overall, L1400, L1200, L1000, L800, L600, From Winner [m]. Rows include horses like DEVINE ASSASSIN, BUSH INFLUENCE, SHANA TIME, and LUVICCI.

Scratched: Mr George (#4), Warthog (#16), Alpine Falls (#17), Military Action (#18)

- [] Position in running at each section and finish
Saddle cloth number
-:-:- No data available at this section
NA No data available
Background shading for fastest section



RACING SA

Thomas Farms RC Murray Bridge SA
Race 3: Thomas Farms Maiden Plate - 1600m
26 January 2024 - 1:38PM



Track Rating: Soft 7, Weather: Overcast, Rail Position: +9m 1000m-W/Post, +6m 1200
Chute, True Remainder

Table with columns: Section, Field Times, Position, #, Horse/Jockey, Barrier, Top Speed [km/h], Fastest Section, First 400m, L400, L200, Margin, From Winner [m]. Contains race results for horses like CRIMSON VINE, HOLMES, SPRAY GUN, etc.

Scratched: Mr George (#4), Warthog (#16), Alpine Falls (#17), Military Action (#18)

Report Created: Fri 26 January 2024 14:27:41 GMT+11 (Note: Timing is based on positional data)

[] Position in running at each section and finish # Saddle cloth number
-:-:- No data available at this section Background shading for fastest section
NA No data available



RACING SA

Thomas Farms RC Murray Bridge SA
Race 3: Thomas Farms Maiden Plate - 1600m
26 January 2024 - 1:38PM



Track Rating: Soft 7, Weather: Overcast, Rail Position: +9m 1000m-W/Post, +6m 1200
Chute, True Remainder

Table with columns: Section, Field Times, Position, #, Horse/Jockey, Barrier, Top Speed [km/h], Fastest Section, First 400m, L400, L200, Margin, From Winner [m]. Rows include DEVINE ASSASSIN, BUSH INFLUENCE, SHANA TIME, and LUVICCI.

Scratched: Mr George (#4), Warthog (#16), Alpine Falls (#17), Military Action (#18)

Horse/Jockey Name	CRIMSON VINE
Finish Rank	1
Fastest Section Time (Section)	0:11.13 (L1400)
Top Speed [km/h] (Section)	65.2 (L1400)
Race State	Finished



Thomas Farms RC Murray Bridge SA - Professional

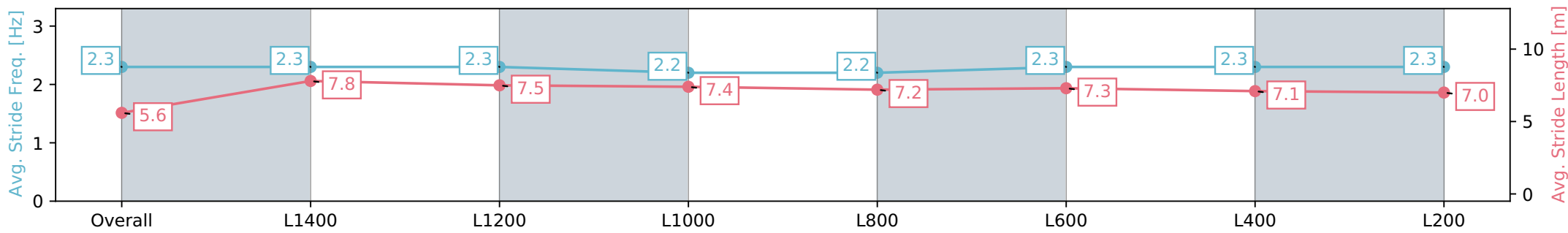
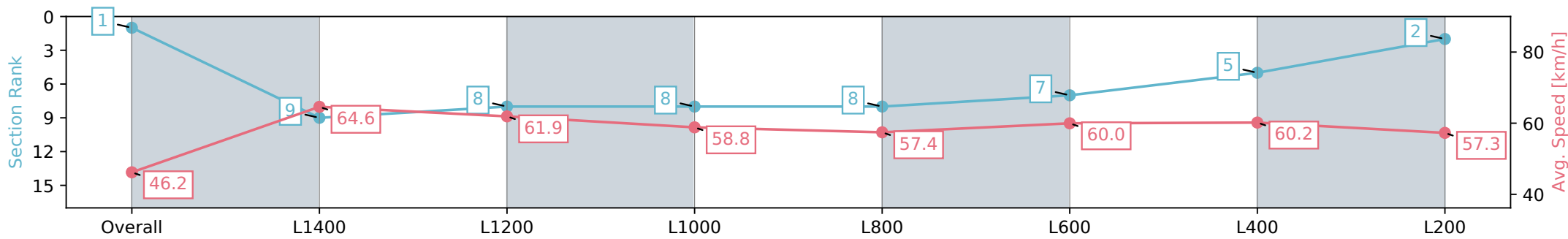
Race 3: Thomas Farms Maiden Plate - 1600m

26 January 2024 - 1:38PM

Track Rating: Soft 7, Weather: Overcast, Rail Position: +9m 1000m-W/Post, +6m 1200 Chute, True Remainder



Section	Overall	L1400	L1200	L1000	L800	L600	L400	L200
Section Times	1:39.73 [1] (0:15.60)	1:24.13 [9] (0:11.13)	1:13.00 [8] (0:11.54)	1:01.46 [8] (0:12.14)	0:49.32 [8] (0:12.65)	0:36.67 [7] (0:12.14)	0:24.53 [5] (0:11.95)	0:12.57 [2] (0:12.57)
Average Speed [km/h]	46.2	64.6	61.9	58.8	57.4	60.0	60.2	57.3
Top Speed [km/h]	64.8	65.2	63.9	60.1	59.3	61.1	62.2	59.1
Avg. Dist. to Rail [m]	5.8	2.7	3.0	2.0	1.6	3.1	5.2	4.4
Avg. Stride Freq. [Hz]	2.3	2.3	2.3	2.2	2.2	2.3	2.3	2.3
Avg. Stride Length [m]	5.6	7.8	7.5	7.4	7.2	7.3	7.1	7.0



- [] Ranking at each section and finish
- :-:- No data available at this section
- NA No data available

Horse/Jockey Name	HOLMES
Finish Rank	2
Fastest Section Time (Section)	0:10.91 (L1400)
Top Speed [km/h] (Section)	68.2 (Overall)
Race State	Finished



Thomas Farms RC Murray Bridge SA - Professional

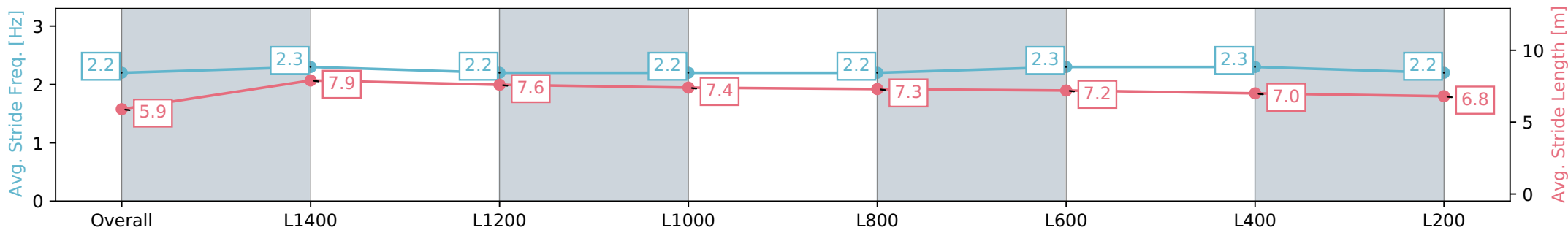
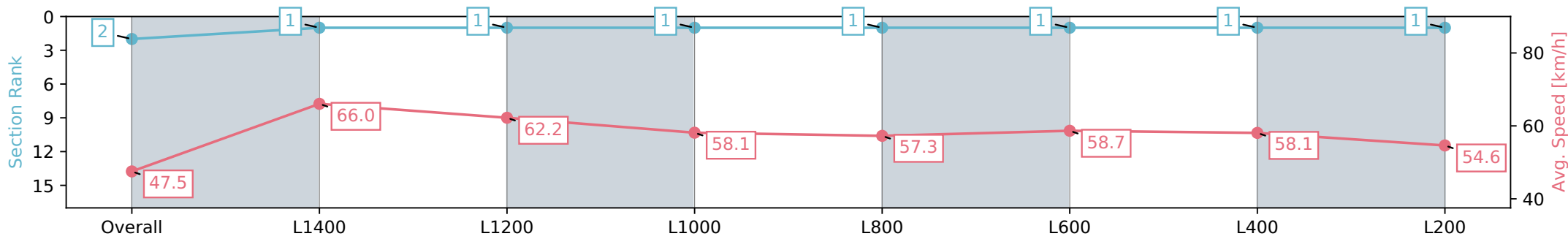
Race 3: Thomas Farms Maiden Plate - 1600m

26 January 2024 - 1:38PM

Track Rating: Soft 7, Weather: Overcast, Rail Position: +9m 1000m-W/Post, +6m 1200 Chute, True Remainder



Section	Overall	L1400	L1200	L1000	L800	L600	L400	L200
Section Times	1:40.34 [2] (0:15.16)	1:25.18 [1] (0:10.91)	1:14.27 [1] (0:11.48)	1:02.79 [1] (0:12.25)	0:50.54 [1] (0:12.63)	0:37.91 [1] (0:12.32)	0:25.59 [1] (0:12.40)	0:13.19 [1] (0:13.19)
Average Speed [km/h]	47.5	66.0	62.2	58.1	57.3	58.7	58.1	54.6
Top Speed [km/h]	68.2	67.5	64.9	60.3	58.6	59.6	59.1	56.9
Avg. Dist. to Rail [m]	12.7	4.9	3.8	2.2	1.0	1.3	2.7	2.8
Avg. Stride Freq. [Hz]	2.2	2.3	2.2	2.2	2.2	2.3	2.3	2.2
Avg. Stride Length [m]	5.9	7.9	7.6	7.4	7.3	7.2	7.0	6.8



Report Created: Fri 26 January 2024 14:27:49 GMT+11 (Note: Timing is based on positional data)

- [] Ranking at each section and finish
- :-:- No data available at this section
- NA No data available

Horse/Jockey Name	SPRAY GUN
Finish Rank	3
Fastest Section Time (Section)	0:11.00 (L1400)
Top Speed [km/h] (Section)	67.0 (L1400)
Race State	Finished



Thomas Farms RC Murray Bridge SA - Professional

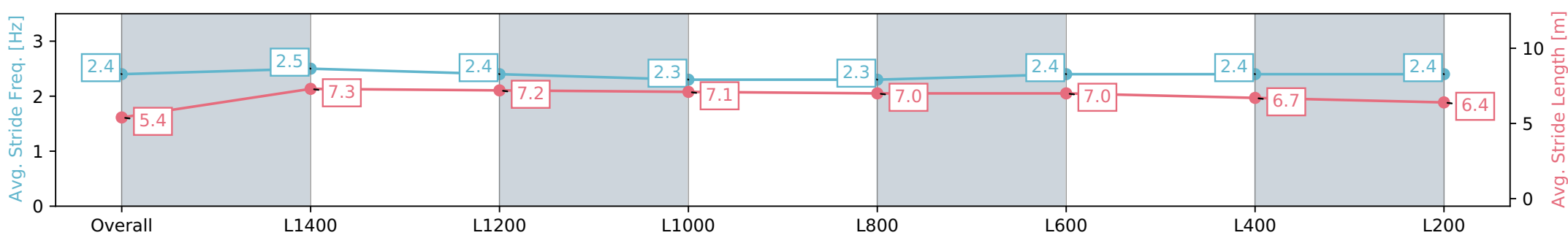
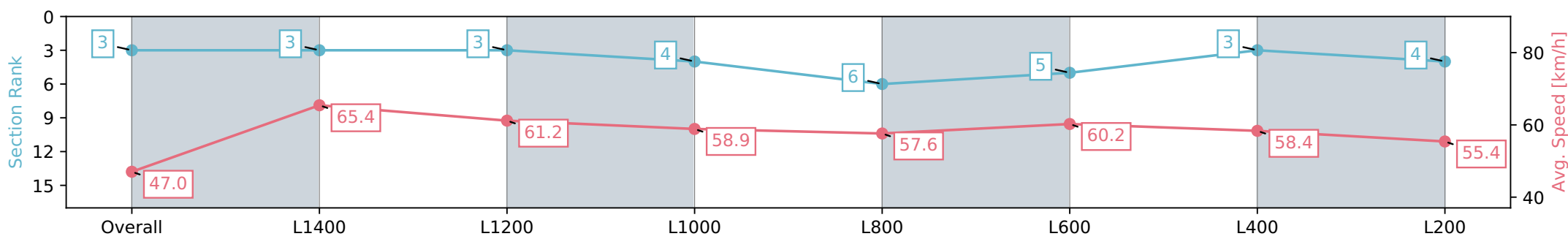
Race 3: Thomas Farms Maiden Plate - 1600m

26 January 2024 - 1:38PM

Track Rating: Soft 7, Weather: Overcast, Rail Position: +9m 1000m-W/Post, +6m 1200 Chute, True Remainder



Section	Overall	L1400	L1200	L1000	L800	L600	L400	L200
Section Times	1:40.46 [3] (0:15.31)	1:25.15 [3] (0:11.00)	1:14.15 [3] (0:11.68)	1:02.47 [4] (0:12.25)	0:50.22 [6] (0:12.75)	0:37.47 [5] (0:12.13)	0:25.34 [3] (0:12.35)	0:12.99 [4] (0:12.99)
Average Speed [km/h]	47.0	65.4	61.2	58.9	57.6	60.2	58.4	55.4
Top Speed [km/h]	66.7	67.0	63.4	61.0	59.8	61.4	60.0	57.8
Avg. Dist. to Rail [m]	7.1	1.7	2.9	2.2	4.2	3.7	5.5	7.1
Avg. Stride Freq. [Hz]	2.4	2.5	2.4	2.3	2.3	2.4	2.4	2.4
Avg. Stride Length [m]	5.4	7.3	7.2	7.1	7.0	7.0	6.7	6.4



- [] Ranking at each section and finish
- :-:- No data available at this section
- NA No data available

Horse/Jockey Name	CORDEN
Finish Rank	4
Fastest Section Time (Section)	0:11.11 (L1400)
Top Speed [km/h] (Section)	66.2 (Overall)
Race State	Finished



Thomas Farms RC Murray Bridge SA - Professional

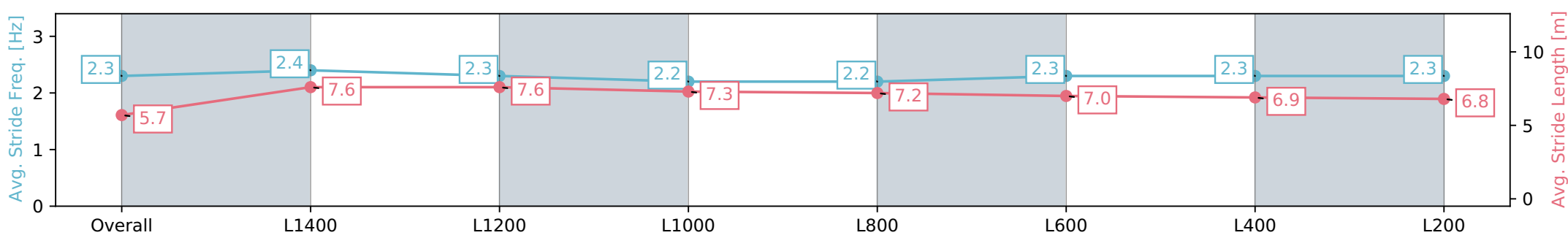
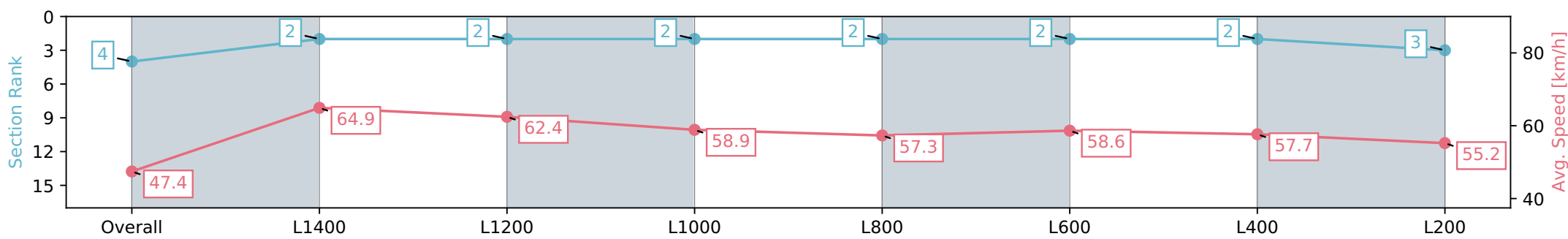
Race 3: Thomas Farms Maiden Plate - 1600m

26 January 2024 - 1:38PM

Track Rating: Soft 7, Weather: Overcast, Rail Position: +9m 1000m-W/Post, +6m 1200 Chute, True Remainder



Section	Overall	L1400	L1200	L1000	L800	L600	L400	L200
Section Times	1:40.50 [4] (0:15.18)	1:25.32 [2] (0:11.11)	1:14.21 [2] (0:11.42)	1:02.79 [2] (0:12.17)	0:50.62 [2] (0:12.77)	0:37.85 [2] (0:12.33)	0:25.52 [2] (0:12.45)	0:13.07 [3] (0:13.07)
Average Speed [km/h]	47.4	64.9	62.4	58.9	57.3	58.6	57.7	55.2
Top Speed [km/h]	66.2	65.8	64.5	60.7	59.5	59.5	59.3	56.3
Avg. Dist. to Rail [m]	8.3	3.3	3.5	2.4	3.1	1.1	2.3	3.1
Avg. Stride Freq. [Hz]	2.3	2.4	2.3	2.2	2.2	2.3	2.3	2.3
Avg. Stride Length [m]	5.7	7.6	7.6	7.3	7.2	7.0	6.9	6.8



Report Created: Fri 26 January 2024 14:27:56 GMT+11 (Note: Timing is based on positional data)

- [] Ranking at each section and finish
- :-:- No data available at this section
- NA No data available

Horse/Jockey Name	TOSEN LAD
Finish Rank	5
Fastest Section Time (Section)	0:11.10 (L1400)
Top Speed [km/h] (Section)	66.3 (L1400)
Race State	Finished



Thomas Farms RC Murray Bridge SA - Professional

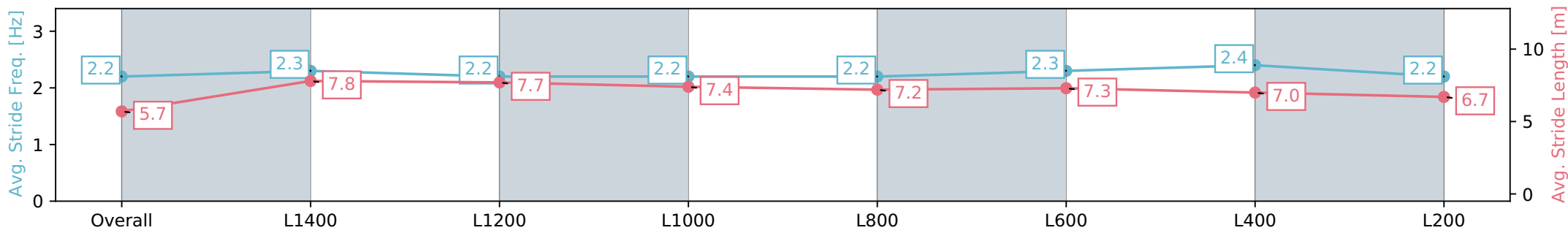
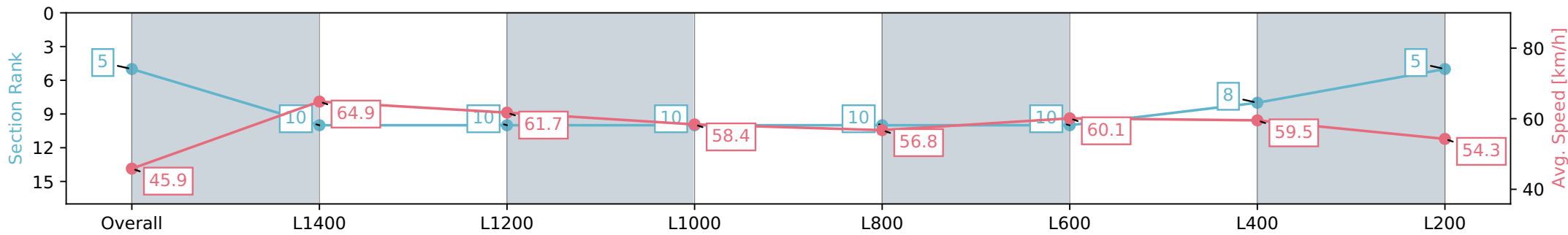
Race 3: Thomas Farms Maiden Plate - 1600m

26 January 2024 - 1:38PM

Track Rating: Soft 7, Weather: Overcast, Rail Position: +9m 1000m-W/Post, +6m 1200 Chute, True Remainder



Section	Overall	L1400	L1200	L1000	L800	L600	L400	L200
Section Times	1:40.82 [5] (0:15.73)	1:25.09 [10] (0:11.10)	1:13.99 [10] (0:11.56)	1:02.43 [10] (0:12.20)	0:50.23 [10] (0:12.76)	0:37.47 [10] (0:12.10)	0:25.37 [8] (0:12.08)	0:13.28 [5] (0:13.28)
Average Speed [km/h]	45.9	64.9	61.7	58.4	56.8	60.1	59.5	54.3
Top Speed [km/h]	65.1	66.3	63.2	60.0	58.3	61.4	62.0	57.8
Avg. Dist. to Rail [m]	5.8	1.0	3.5	2.3	1.2	2.8	7.4	8.0
Avg. Stride Freq. [Hz]	2.2	2.3	2.2	2.2	2.2	2.3	2.4	2.2
Avg. Stride Length [m]	5.7	7.8	7.7	7.4	7.2	7.3	7.0	6.7



Report Created: Fri 26 January 2024 14:28:00 GMT+11 (Note: Timing is based on positional data)

- [] Ranking at each section and finish
- :-:- No data available at this section
- NA No data available

Horse/Jockey Name	ARTISTIC GAL
Finish Rank	6
Fastest Section Time (Section)	0:11.03 (L1400)
Top Speed [km/h] (Section)	66.4 (L1400)
Race State	Finished



Thomas Farms RC Murray Bridge SA - Professional

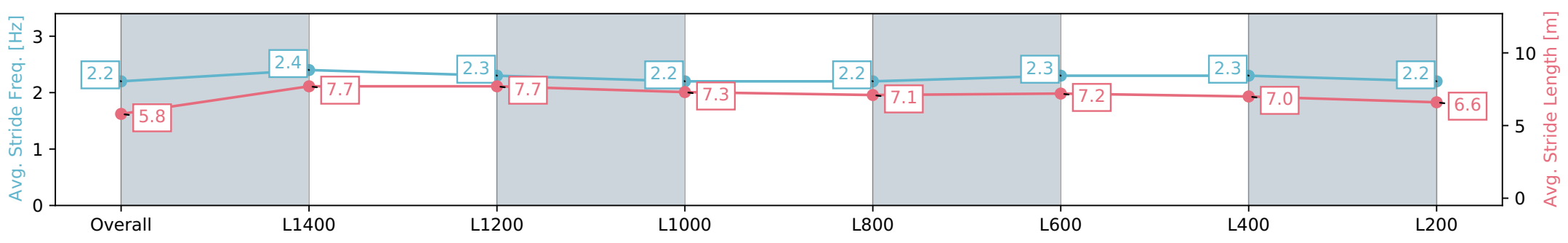
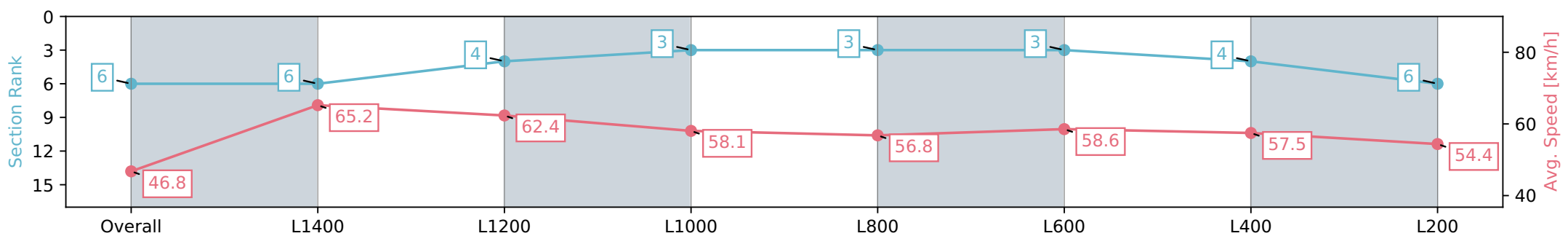
Race 3: Thomas Farms Maiden Plate - 1600m

26 January 2024 - 1:38PM

Track Rating: Soft 7, Weather: Overcast, Rail Position: +9m 1000m-
W/Post, +6m 1200 Chute, True Remainder



Section	Overall	L1400	L1200	L1000	L800	L600	L400	L200
Section Times	1:40.91 [6] (0:15.40)	1:25.51 [6] (0:11.03)	1:14.48 [4] (0:11.44)	1:03.04 [3] (0:12.21)	0:50.83 [3] (0:12.69)	0:38.14 [3] (0:12.37)	0:25.77 [4] (0:12.51)	0:13.26 [6] (0:13.26)
Average Speed [km/h]	46.8	65.2	62.4	58.1	56.8	58.6	57.5	54.4
Top Speed [km/h]	65.6	66.4	63.8	60.5	58.5	58.9	58.7	56.5
Avg. Dist. to Rail [m]	3.5	0.4	4.2	2.8	0.5	1.4	3.0	2.9
Avg. Stride Freq. [Hz]	2.2	2.4	2.3	2.2	2.2	2.3	2.3	2.2
Avg. Stride Length [m]	5.8	7.7	7.7	7.3	7.1	7.2	7.0	6.6



- [] Ranking at each section and finish
- :-:- No data available at this section
- NA No data available

Horse/Jockey Name	SANPAGO
Finish Rank	7
Fastest Section Time (Section)	0:11.33 (L1400)
Top Speed [km/h] (Section)	65.1 (L1400)
Race State	Finished



Thomas Farms RC Murray Bridge SA - Professional

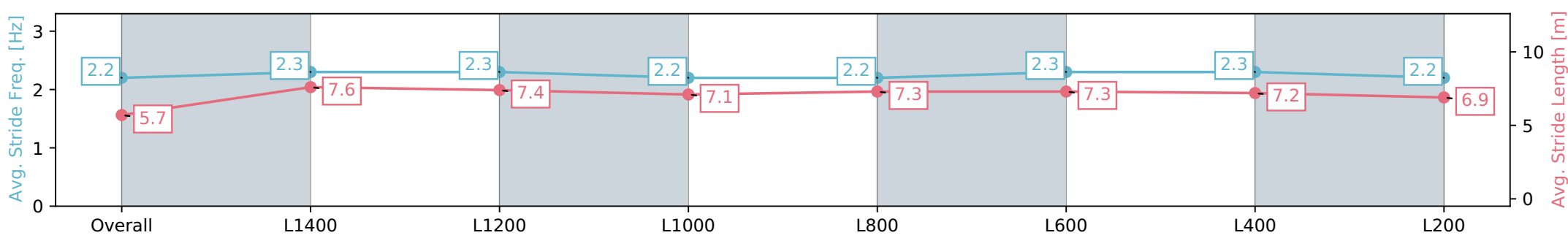
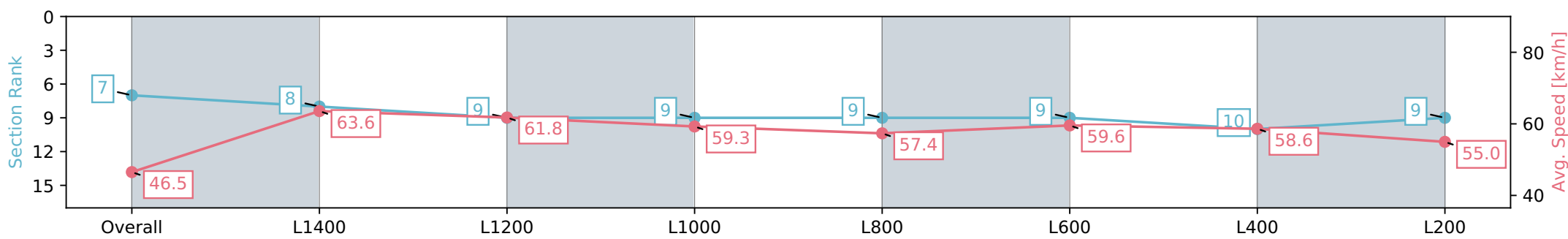
Race 3: Thomas Farms Maiden Plate - 1600m

26 January 2024 - 1:38PM

Track Rating: Soft 7, Weather: Overcast, Rail Position: +9m 1000m-W/Post, +6m 1200 Chute, True Remainder



Section	Overall	L1400	L1200	L1000	L800	L600	L400	L200
Section Times	1:41.00 [7] (0:15.45)	1:25.55 [8] (0:11.33)	1:14.22 [9] (0:11.60)	1:02.62 [9] (0:12.15)	0:50.47 [9] (0:12.81)	0:37.66 [9] (0:12.28)	0:25.38 [10] (0:12.27)	0:13.11 [9] (0:13.11)
Average Speed [km/h]	46.5	63.6	61.8	59.3	57.4	59.6	58.6	55.0
Top Speed [km/h]	64.6	65.1	63.5	60.1	59.3	60.8	59.7	57.6
Avg. Dist. to Rail [m]	11.5	5.4	2.6	1.9	3.8	3.8	6.9	9.2
Avg. Stride Freq. [Hz]	2.2	2.3	2.3	2.2	2.2	2.3	2.3	2.2
Avg. Stride Length [m]	5.7	7.6	7.4	7.1	7.3	7.3	7.2	6.9



- [] Ranking at each section and finish
- :-:- No data available at this section
- NA No data available

Horse/Jockey Name	RAW GRUNT
Finish Rank	8
Fastest Section Time (Section)	0:11.17 (L1400)
Top Speed [km/h] (Section)	65.9 (Overall)
Race State	Finished



Thomas Farms RC Murray Bridge SA - Professional

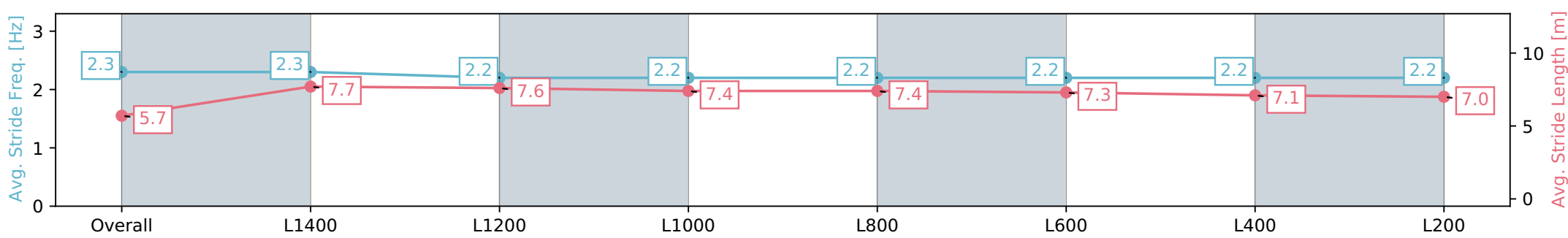
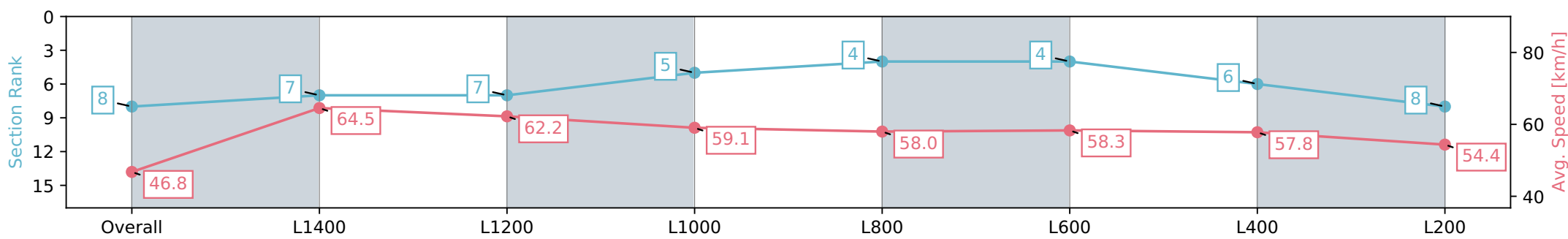
Race 3: Thomas Farms Maiden Plate - 1600m

26 January 2024 - 1:38PM

Track Rating: Soft 7, Weather: Overcast, Rail Position: +9m 1000m-
W/Post, +6m 1200 Chute, True Remainder



Section	Overall	L1400	L1200	L1000	L800	L600	L400	L200
Section Times	1:41.02 [8] (0:15.40)	1:25.62 [7] (0:11.17)	1:14.45 [7] (0:11.44)	1:03.01 [5] (0:12.11)	0:50.90 [4] (0:12.67)	0:38.23 [4] (0:12.52)	0:25.71 [6] (0:12.47)	0:13.24 [8] (0:13.24)
Average Speed [km/h]	46.8	64.5	62.2	59.1	58.0	58.3	57.8	54.4
Top Speed [km/h]	65.9	65.8	63.9	61.0	59.7	59.8	58.4	56.0
Avg. Dist. to Rail [m]	9.4	3.6	4.2	3.0	4.1	3.7	6.3	8.4
Avg. Stride Freq. [Hz]	2.3	2.3	2.2	2.2	2.2	2.2	2.2	2.2
Avg. Stride Length [m]	5.7	7.7	7.6	7.4	7.4	7.3	7.1	7.0



Report Created: Fri 26 January 2024 14:28:11 GMT+11 (Note: Timing is based on positional data)

- [] Ranking at each section and finish
- :-:- No data available at this section
- NA No data available

Horse/Jockey Name	WINNING AURA
Finish Rank	9
Fastest Section Time (Section)	0:11.25 (L1400)
Top Speed [km/h] (Section)	65.9 (L1400)
Race State	Finished



Thomas Farms RC Murray Bridge SA - Professional

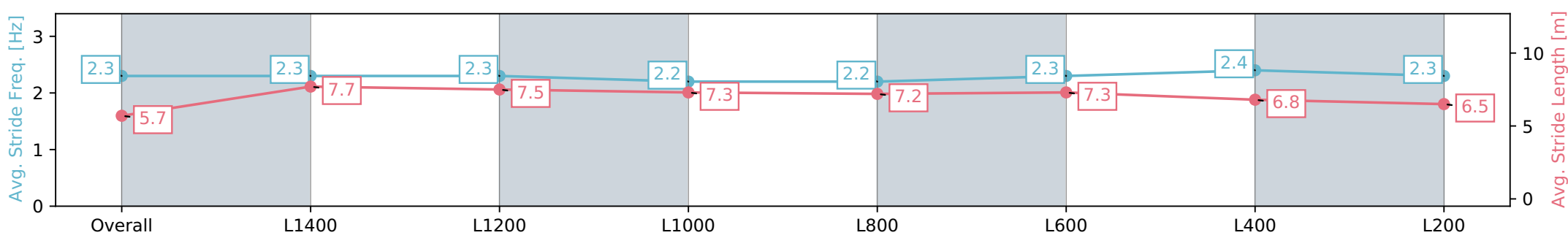
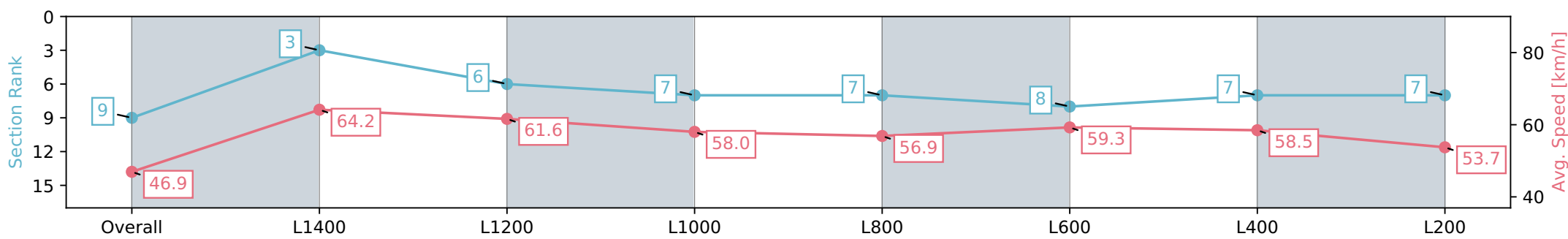
Race 3: Thomas Farms Maiden Plate - 1600m

26 January 2024 - 1:38PM

Track Rating: Soft 7, Weather: Overcast, Rail Position: +9m 1000m-W/Post, +6m 1200 Chute, True Remainder



Section	Overall	L1400	L1200	L1000	L800	L600	L400	L200
Section Times	1:41.05 [9] (0:15.31)	1:25.74 [3] (0:11.25)	1:14.49 [6] (0:11.55)	1:02.94 [7] (0:12.27)	0:50.67 [7] (0:12.71)	0:37.96 [8] (0:12.25)	0:25.71 [7] (0:12.32)	0:13.39 [7] (0:13.39)
Average Speed [km/h]	46.9	64.2	61.6	58.0	56.9	59.3	58.5	53.7
Top Speed [km/h]	65.5	65.9	63.4	60.0	59.0	60.2	60.4	56.4
Avg. Dist. to Rail [m]	4.9	2.0	3.7	2.3	0.9	2.2	4.2	4.7
Avg. Stride Freq. [Hz]	2.3	2.3	2.3	2.2	2.2	2.3	2.4	2.3
Avg. Stride Length [m]	5.7	7.7	7.5	7.3	7.2	7.3	6.8	6.5



- [] Ranking at each section and finish
- :-:- No data available at this section
- NA No data available

Horse/Jockey Name	MAVEN MISSILE
Finish Rank	10
Fastest Section Time (Section)	0:11.30 (L1400)
Top Speed [km/h] (Section)	64.4 (L1400)
Race State	Finished



Thomas Farms RC Murray Bridge SA - Professional

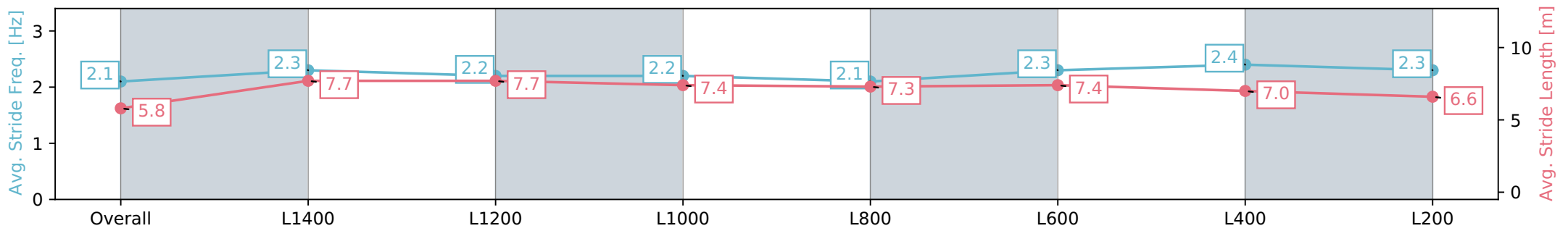
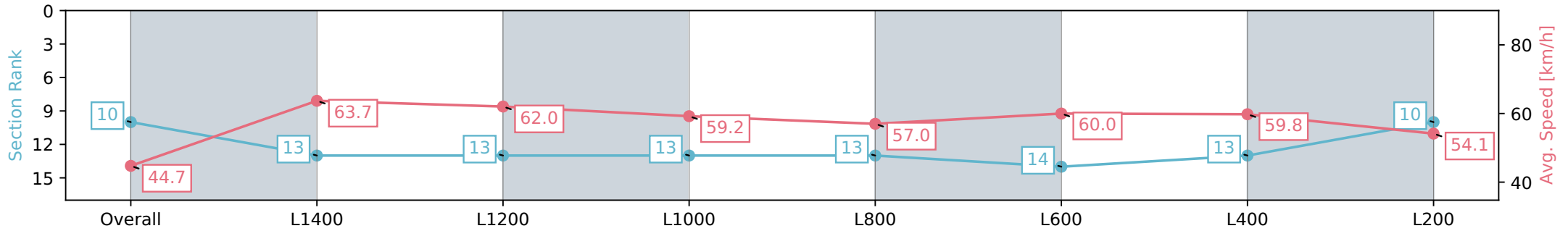
Race 3: Thomas Farms Maiden Plate - 1600m

26 January 2024 - 1:38PM

Track Rating: Soft 7, Weather: Overcast, Rail Position: +9m 1000m-W/Post, +6m 1200 Chute, True Remainder



Section	Overall	L1400	L1200	L1000	L800	L600	L400	L200
Section Times	1:41.25 [10] (0:16.08)	1:25.17 [13] (0:11.30)	1:13.87 [13] (0:11.50)	1:02.37 [13] (0:12.07)	0:50.30 [13] (0:12.79)	0:37.51 [14] (0:12.17)	0:25.34 [13] (0:12.05)	0:13.28 [10] (0:13.28)
Average Speed [km/h]	44.7	63.7	62.0	59.2	57.0	60.0	59.8	54.1
Top Speed [km/h]	64.1	64.4	62.9	61.3	58.6	62.3	62.1	57.7
Avg. Dist. to Rail [m]	7.8	0.9	3.6	2.2	2.3	3.8	9.0	10.8
Avg. Stride Freq. [Hz]	2.1	2.3	2.2	2.2	2.1	2.3	2.4	2.3
Avg. Stride Length [m]	5.8	7.7	7.7	7.4	7.3	7.4	7.0	6.6



Report Created: Fri 26 January 2024 14:28:19 GMT+11 (Note: Timing is based on positional data)

- [] Ranking at each section and finish
- :-:- No data available at this section
- NA No data available

Horse/Jockey Name	DEVINE ASSASSIN
Finish Rank	11
Fastest Section Time (Section)	0:11.19 (L1400)
Top Speed [km/h] (Section)	65.8 (L1400)
Race State	Finished



Thomas Farms RC Murray Bridge SA - Professional

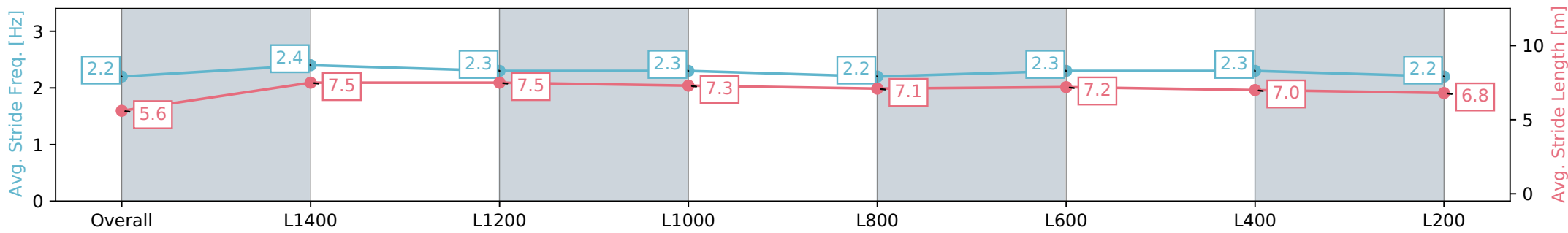
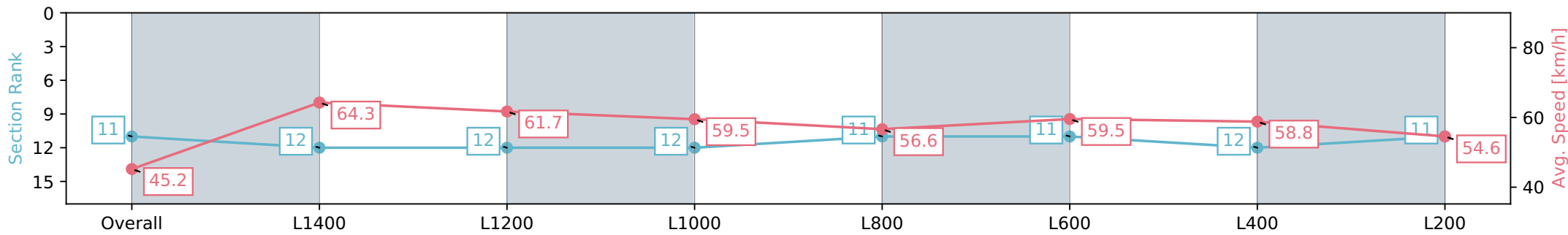
Race 3: Thomas Farms Maiden Plate - 1600m

26 January 2024 - 1:38PM

Track Rating: Soft 7, Weather: Overcast, Rail Position: +9m 1000m-W/Post, +6m 1200 Chute, True Remainder



Section	Overall	L1400	L1200	L1000	L800	L600	L400	L200
Section Times	1:41.26 [11] (0:15.94)	1:25.32 [12] (0:11.19)	1:14.13 [12] (0:11.55)	1:02.57 [12] (0:11.99)	0:50.59 [11] (0:12.92)	0:37.67 [11] (0:12.22)	0:25.45 [12] (0:12.25)	0:13.20 [11] (0:13.20)
Average Speed [km/h]	45.2	64.3	61.7	59.5	56.6	59.5	58.8	54.6
Top Speed [km/h]	65.8	65.8	62.4	60.6	58.0	60.9	60.4	56.7
Avg. Dist. to Rail [m]	3.9	0.1	4.4	2.8	3.3	2.6	4.6	6.0
Avg. Stride Freq. [Hz]	2.2	2.4	2.3	2.3	2.2	2.3	2.3	2.2
Avg. Stride Length [m]	5.6	7.5	7.5	7.3	7.1	7.2	7.0	6.8



- [] Ranking at each section and finish
- :-:- No data available at this section
- NA No data available

Horse/Jockey Name	BUSH INFLUENCE
Finish Rank	12
Fastest Section Time (Section)	0:11.25 (L1400)
Top Speed [km/h] (Section)	64.8 (L1400)
Race State	Finished



Thomas Farms RC Murray Bridge SA - Professional

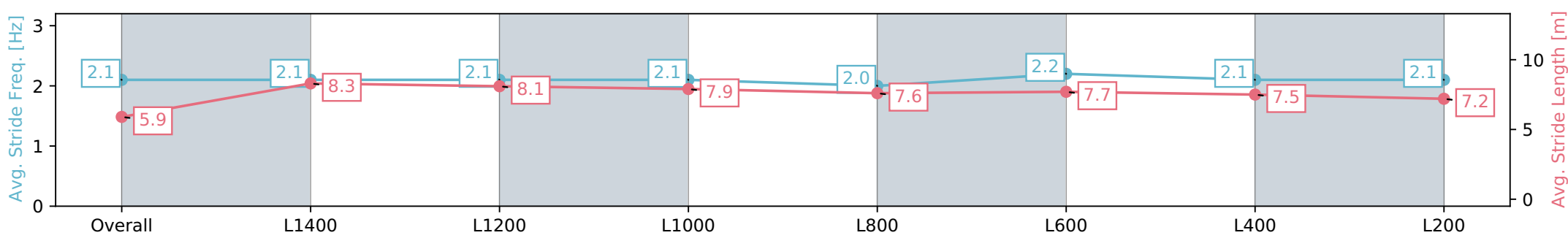
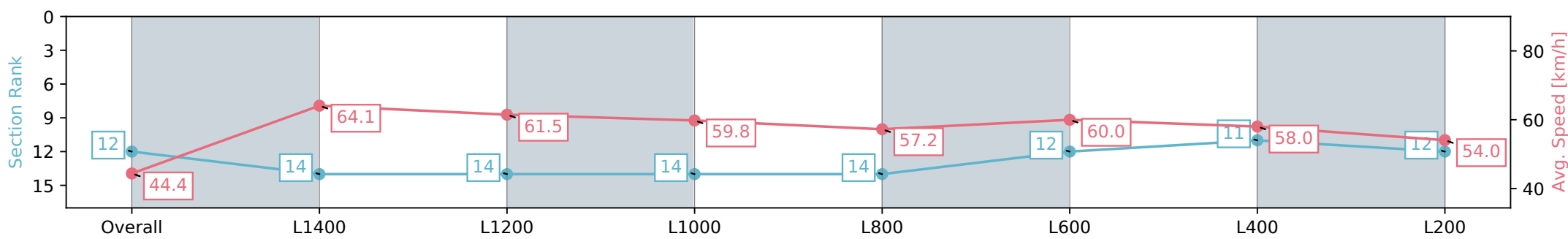
Race 3: Thomas Farms Maiden Plate - 1600m

26 January 2024 - 1:38PM

Track Rating: Soft 7, Weather: Overcast, Rail Position: +9m 1000m-
W/Post, +6m 1200 Chute, True Remainder



Section	Overall	L1400	L1200	L1000	L800	L600	L400	L200
Section Times	1:41.42 [12] (0:16.23)	1:25.19 [14] (0:11.25)	1:13.94 [14] (0:11.60)	1:02.34 [14] (0:11.92)	0:50.42 [14] (0:12.62)	0:37.80 [12] (0:12.05)	0:25.75 [11] (0:12.42)	0:13.33 [12] (0:13.33)
Average Speed [km/h]	44.4	64.1	61.5	59.8	57.2	60.0	58.0	54.0
Top Speed [km/h]	63.0	64.8	63.7	61.3	58.3	60.9	60.0	56.5
Avg. Dist. to Rail [m]	5.9	0.8	3.6	2.4	0.7	1.6	3.4	4.3
Avg. Stride Freq. [Hz]	2.1	2.1	2.1	2.1	2.0	2.2	2.1	2.1
Avg. Stride Length [m]	5.9	8.3	8.1	7.9	7.6	7.7	7.5	7.2



- [] Ranking at each section and finish
- :-:- No data available at this section
- NA No data available

Horse/Jockey Name	SHANA TIME
Finish Rank	13
Fastest Section Time (Section)	0:11.24 (L1400)
Top Speed [km/h] (Section)	65.5 (L1400)
Race State	Finished



Thomas Farms RC Murray Bridge SA - Professional

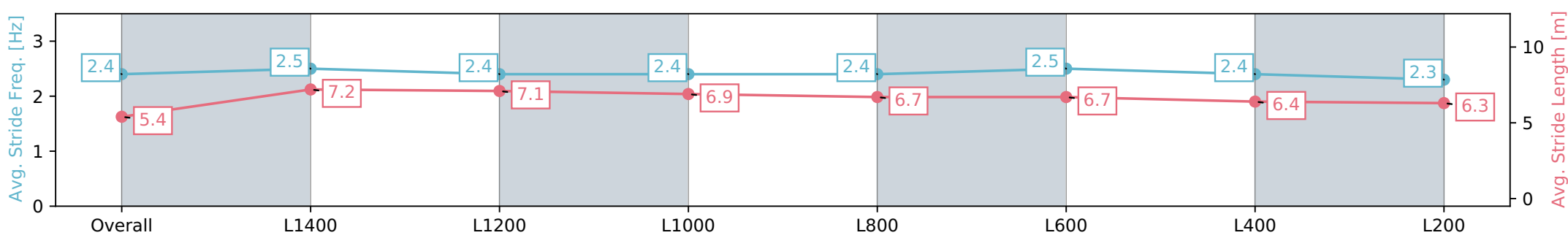
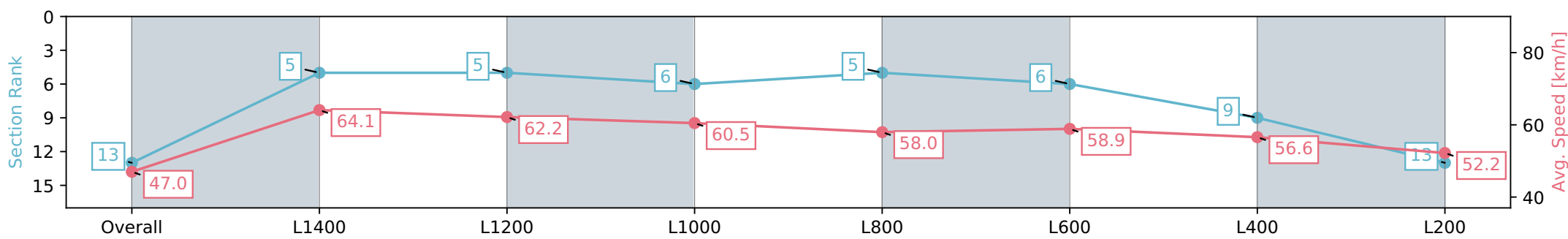
Race 3: Thomas Farms Maiden Plate - 1600m

26 January 2024 - 1:38PM

Track Rating: Soft 7, Weather: Overcast, Rail Position: +9m 1000m-W/Post, +6m 1200 Chute, True Remainder



Section	Overall	L1400	L1200	L1000	L800	L600	L400	L200
Section Times	1:41.98 [13] (0:15.31)	1:26.67 [5] (0:11.24)	1:15.43 [5] (0:11.55)	1:03.88 [6] (0:12.11)	0:51.77 [5] (0:12.84)	0:38.93 [6] (0:12.44)	0:26.49 [9] (0:12.72)	0:13.77 [13] (0:13.77)
Average Speed [km/h]	47.0	64.1	62.2	60.5	58.0	58.9	56.6	52.2
Top Speed [km/h]	65.2	65.5	64.4	61.8	59.8	60.8	58.4	55.3
Avg. Dist. to Rail [m]	11.0	7.2	2.5	3.8	6.4	4.3	7.9	9.8
Avg. Stride Freq. [Hz]	2.4	2.5	2.4	2.4	2.4	2.5	2.4	2.3
Avg. Stride Length [m]	5.4	7.2	7.1	6.9	6.7	6.7	6.4	6.3



- [] Ranking at each section and finish
- :-:- No data available at this section
- NA No data available

Horse/Jockey Name	LUVICCI
Finish Rank	14
Fastest Section Time (Section)	0:11.20 (L1400)
Top Speed [km/h] (Section)	65.2 (L1400)
Race State	Finished



Thomas Farms RC Murray Bridge SA - Professional

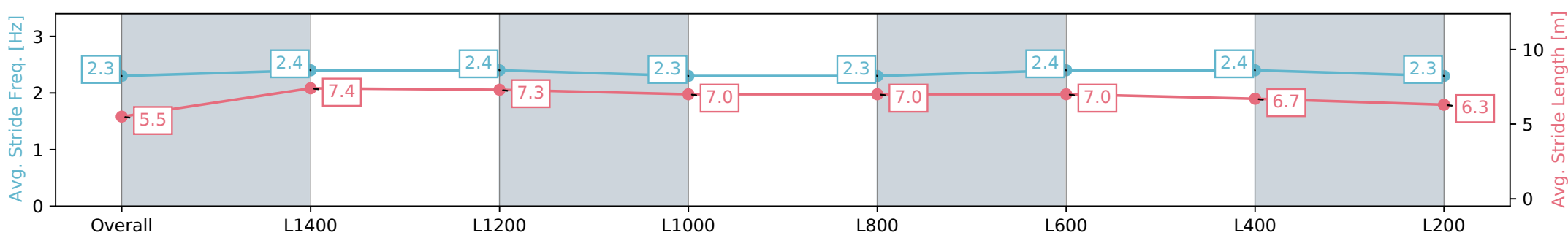
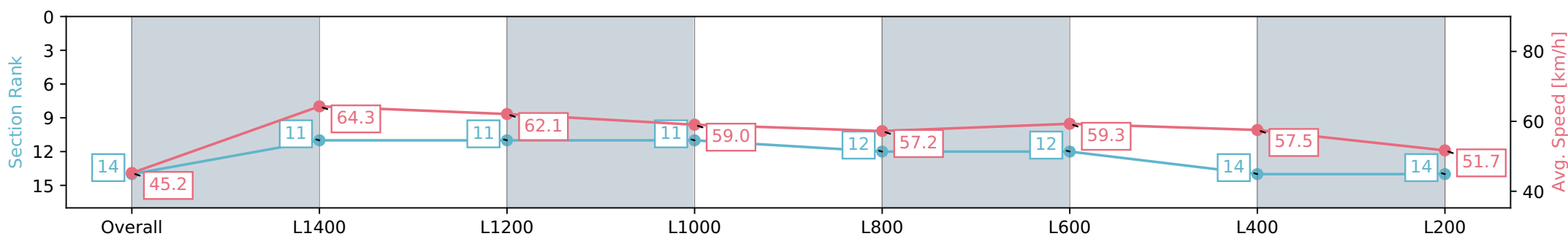
Race 3: Thomas Farms Maiden Plate - 1600m

26 January 2024 - 1:38PM

Track Rating: Soft 7, Weather: Overcast, Rail Position: +9m 1000m-W/Post, +6m 1200 Chute, True Remainder



Section	Overall	L1400	L1200	L1000	L800	L600	L400	L200
Section Times	1:42.43 [14] (0:15.92)	1:26.51 [11] (0:11.20)	1:15.31 [11] (0:11.51)	1:03.80 [11] (0:12.14)	0:51.66 [12] (0:12.85)	0:38.81 [12] (0:12.38)	0:26.43 [14] (0:12.50)	0:13.93 [14] (0:13.93)
Average Speed [km/h]	45.2	64.3	62.1	59.0	57.2	59.3	57.5	51.7
Top Speed [km/h]	64.2	65.2	63.4	60.2	58.5	60.1	60.1	55.3
Avg. Dist. to Rail [m]	7.9	3.0	3.0	2.3	4.2	4.8	8.8	8.5
Avg. Stride Freq. [Hz]	2.3	2.4	2.4	2.3	2.3	2.4	2.4	2.3
Avg. Stride Length [m]	5.5	7.4	7.3	7.0	7.0	7.0	6.7	6.3



- [] Ranking at each section and finish
- :-:- No data available at this section
- NA No data available